

Treatment for PTSD Related to Childhood Abuse: A Randomized Controlled Trial

Marylene Cloitre, Ph.D.

K. Chase Stovall-McClough, Ph.D.

Kate Noonan, Ph.D.

Patty Zorbas, B.A.

Stephanie Cherry, M.S.W.

Christie L. Jackson, Ph.D.

Weijin Gan, M.S.

Eva Petkova, Ph.D.

Objective: Posttraumatic stress disorder (PTSD) related to childhood abuse is associated with features of affect regulation and interpersonal disturbances that substantially contribute to impairment. Existing treatments do not address these problems or the difficulties they may pose in the exploration of trauma memories, an efficacious and frequently recommended approach to resolving PTSD. The authors evaluated the benefits and risks of a treatment combining an initial preparatory phase of skills training in affect and interpersonal regulation (STAIR) followed by exposure by comparing it against two control conditions: Supportive Counseling followed by Exposure (Support/Exposure) and skills training followed by Supportive Counseling (STAIR/Support).

Method: Participants were women with PTSD related to childhood abuse (N=104) who were randomly assigned to the STAIR/Exposure condition, Support/Exposure condition (exposure comparator), or STAIR/Support condition (skills comparator) and assessed at posttreatment, 3 months, and 6 months.

Results: The STAIR/Exposure group was more likely to achieve sustained and full PTSD remission relative to the exposure comparator, while the skills comparator condition fell in the middle (27% versus 13% versus 0%). STAIR/Exposure produced greater improvements in emotion regulation than the exposure comparator and greater improvements in interpersonal problems than both conditions. The STAIR/Exposure dropout rate was lower than the rate for the exposure comparator and similar to the rate for the skills comparator. There were significantly lower session-to-session PTSD symptoms during the exposure phase in the STAIR/Exposure condition than in the Support/Exposure condition. STAIR/Exposure was associated with fewer cases of PTSD worsening relative to both of the other two conditions.

Conclusions: For a PTSD population with chronic and early-life trauma, a phase-based skills-to-exposure treatment was associated with greater benefits and fewer adverse effects than treatments that excluded either skills training or exposure.

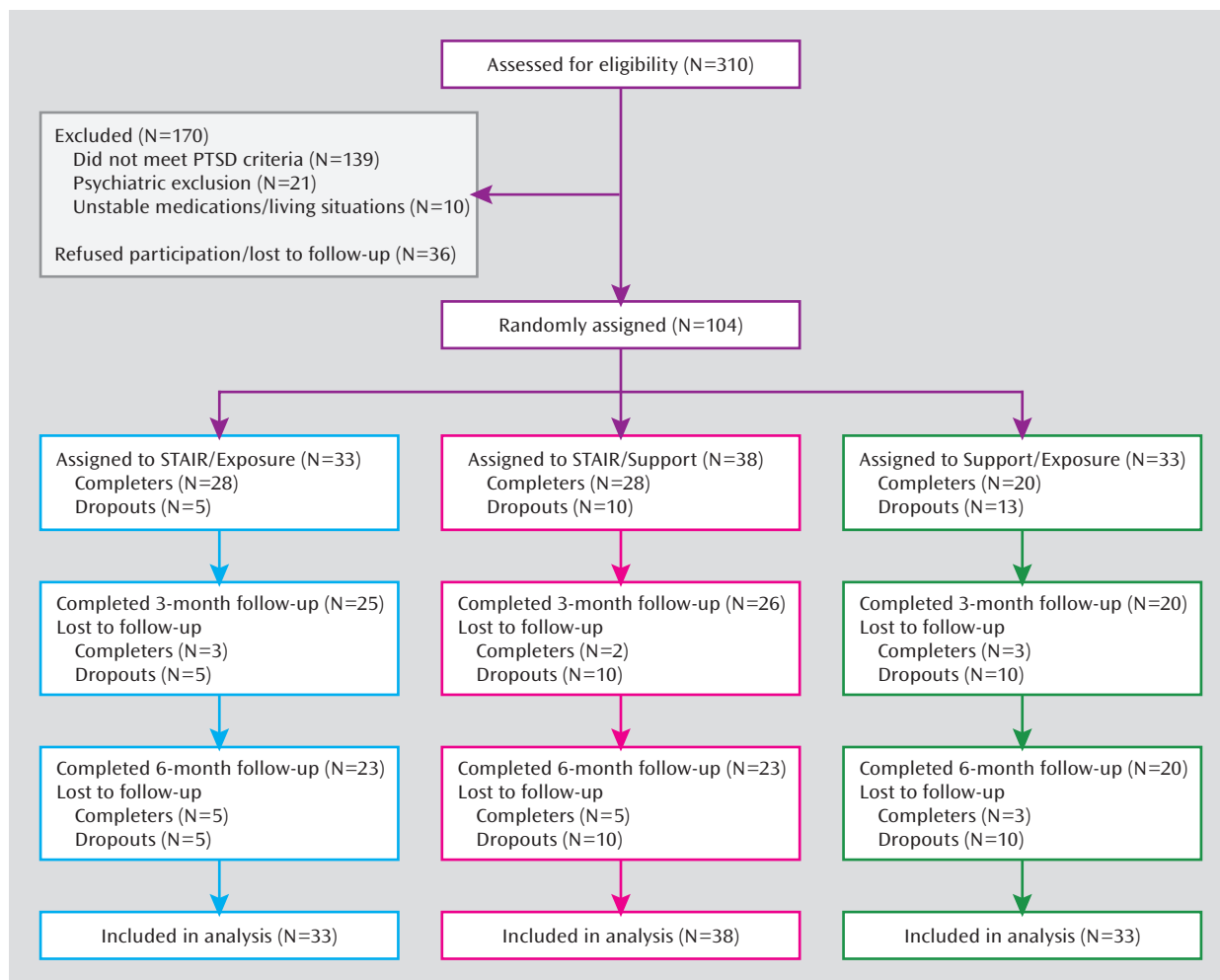
(*Am J Psychiatry* 2010; 167:915–924)

Posttraumatic stress disorder (PTSD) is a chronic and debilitating psychiatric disorder, which occurs at a rate among women (10.4%) nearly double that found among men (5.0%) (1). PTSD is particularly prevalent among women who have experienced childhood abuse and related interpersonal violence, with rates of the disorder ranging from 26% to 52% (2–4). PTSD arising from childhood abuse is particularly pernicious because it is associated with multiple forms of trauma in both childhood and adulthood, including emotional abuse, physical assault, sexual assault, and domestic violence (5, 6). Individuals with PTSD related to childhood abuse typically experience substantial emotion regulation and interpersonal difficulties, which have been classified in DSM-IV under the associated features of the disorder (7). Cognitive-behavioral therapies (CBTs), particularly exposure therapy, have been shown to be successful and superior to other types of psychosocial therapies in treating PTSD (8–10). However, the use of these therapies to resolve the psychosocial

consequences of childhood abuse, while successfully applied among pediatric samples (9), has been little studied among adults (8, 11). Given the prevalence of adulthood PTSD related to childhood abuse and the range of psychological problems that afflict this population, research on effective treatment for these patients is important.

As noted by several treatment guidelines, CBTs were designed specifically to resolve PTSD symptoms (8, 9, 11). They do not include interventions that explicitly address the additional interpersonal and emotion regulation problems observed among those with PTSD stemming from childhood abuse. These problems may occur equally or with greater frequency than PTSD symptoms (12). Interpersonal and social adjustment problems include difficulties functioning at work, marital and dating problems, parenting problems, social isolation, and low perceptions of social support (13, 14). Emotion regulation disturbances include easy provocation and high reactivity to emotionally evocative stimuli followed by difficul-

This article is featured in this month's AJP **Audio** and is discussed in an editorial by Dr. Bryant (p. 879).

FIGURE 1. Patient Flow Through Enrollment, Randomization, and Treatment Among Women With Posttraumatic Stress Disorder (PTSD) Related to Childhood Abuse^a

^a STAIR=Skills training in affect and interpersonal regulation.

ty calming down (15, 16). Among the most functionally significant of emotion regulation problems are difficulties with anger management. Anger problems have been rated by patients with PTSD as of significant concern (17) and have been directly implicated in interpersonal problems (18).

In addition, despite endorsement by professional guidelines, most clinicians do not regularly use exposure therapy, citing concerns about difficulties patients may have in managing feelings that arise from memory processing and the consequent risk of adverse effects (19, 20). There are, in fact, very limited and conflicting data regarding concerns that exposure therapy might be associated with high treatment dropout rates (21, 22), PTSD symptom exacerbation during exposure work (23, 24), or worsening of PTSD at the end of treatment (25).

Theoretical models of treatment for chronically traumatized individuals have proposed that the restoration or strengthening of day-to-day life competencies be a prerequisite for the exploration of the past (26). It has been suggested that this type of preparation might enhance the

benefits of confronting and reevaluating the meaning of past traumatic events, while protecting against potential adverse consequences. A phase-based treatment was developed in which a protocol in skills training in affect and interpersonal regulation (STAIR) preceded a standardized exposure therapy. A randomized controlled trial demonstrated the feasibility of the treatment and found that relative to a wait-list, the sequential treatment significantly reduced PTSD, emotion regulation, and interpersonal problems (22).

The purpose of the present randomized controlled trial was to determine whether the use of skills training preceding exposure would produce outcomes better than those for a treatment in which exposure was implemented without skills training. In addition, we aimed to systematically assess the presence of adverse effects in the treatment of PTSD related to chronic and early-life trauma, particularly in regard to the use of exposure therapy. Skills training followed by exposure (STAIR/Exposure) was compared with Supportive Counseling followed by Exposure (Support/Exposure) and with skills training fol-

TABLE 1. Baseline Characteristics Among Women With Posttraumatic Stress Disorder (PTSD) Related to Childhood Abuse^a

Characteristic	STAIR/Exposure (N=33)		STAIR/Support (N=38)		Support/Exposure (N=33)	
	N	%	N	%	N	%
Post-high school education	29	88	32	87	29	88
Unemployed	10	32.3	9	28.1	13	46.4
Married/cohabitating	13	39	15	39	10	30
Race/ethnicity						
Caucasian, non-Hispanic	12	37	14	37	11	33
African American, non-Hispanic	8	24	8	21	13	39
Hispanic	10	30	11	29	6	18
Other	3	9	5	11	3	9
Trauma history						
Childhood						
Sexual abuse	30	90.9	34	89.5	28	87.5
Physical abuse	27	81.8	29	76.3	27	84.4
Emotional abuse or neglect	27	81.8	31	81.6	28	87.5
Adult						
Domestic violence	20	60.6	25	65.8	17	53.1
Sexual assault	15	45.5	20	52.6	21	65.6
Physical assault	7	21.2	10	26.3	6	18.8
Other interpersonal victimization	19	57.6	24	62.2	23	71.9
Axis I comorbidity (current)						
One or more	28	84.8	35	92.1	29	87.9
Two or more	18	54.5	26	68.4	22	66.7
Three or more	9	27.3	12	31.6	14	42.4
Four or more	7	21.2	7	18.4	9	27.3
Axis II comorbidity						
One or more	16	48.5	20	52.6	20	60.6
Two or more	5	15.2	8	21.1	6	18.2
Three or more	2	6.1	0	0	2	6.1

^a The mean age for the STAIR/Exposure condition was 33.2 years (95% confidence interval [CI]: 29.9–36.4); 37.1 years (95% CI: 34.1–40.1) for the STAIR/support condition; and 38.7 years (95% CI: 35.4–42.0) for the support/exposure condition. STAR=skills training in affect and interpersonal regulation.

lowed by Supportive Counseling (STAIR/Support), where Supportive Counseling provided an active nonspecific treatment to replace each of the specific treatment modules. The comparison of STAIR/Exposure to Support/Exposure allowed an evaluation of the benefits of adding skills training before exposure, controlling for the duration of the treatment phase, number of sessions, and therapist contact. The comparison of STAIR/Exposure to STAIR/Support, in which exposure (the putative source of adverse effects) was eliminated, provided baseline data regarding adverse effects in a nonexposure treatment with the same controls. It was hypothesized that the Skills/Exposure sequential treatment would be superior to the Support/Exposure treatment in providing greater reductions in PTSD symptoms, emotion regulation, and interpersonal problems.

It was also hypothesized that the sequential treatment would be associated with fewer dropouts, lower PTSD symptoms during exposure work, and less patient worsening relative to Support/Exposure and would not differ from the nonexposure skills treatment. In summary, we evaluated the proposal that the sequential treatment would provide benefits superior to those typically associated with exposure therapy but with the safety and tolerability expected in nonexposure therapy.

Method

Procedure

Participants (N=104) were women, between the ages of 18 and 65 years, who had a primary diagnosis of DSM-IV-defined PTSD related to childhood sexual abuse and/or physical abuse by a caretaker or person in authority over them before the age of 18 years. Exclusion criteria were substance dependence not in remission for at least 3 months, current psychotic symptoms, significant cognitive impairment, untreated bipolar disorder, and acute suicidality in the previous 3 months requiring hospitalization or referral to the emergency room. If candidates were receiving psychotherapy or psychopharmacological treatment, they were allowed to maintain the treatment as long as it had been ongoing for at least 3 months prior to study entry and as long as any psychotherapy was not PTSD-focused. All participants provided informed consent using university-approved consent from the Institutional Review Board. Participants were informed that they would be randomly allocated to one of three treatment conditions (Figure 1). Randomization blocks of nine (three instances of each of the three conditions) were employed, generated by an individual not otherwise involved with the study. Within each randomly assigned condition, the participant was assigned to one of three therapists, based on a match in availability.

Measures

PTSD was diagnosed with the Clinician-Administered PTSD Scale (27). All other axis I diagnoses as well as axis II diagnoses were assessed using the Structured Clinical Interview for DSM-IV Axis

TABLE 2. Outcomes of Intent-to-Treat Sample of Women With Posttraumatic Stress Disorder (PTSD) Related to Childhood Abuse^a

Measure	1) STAIR/Exposure (N=33)			2) STAIR/Support (N=38)		
	Mean	SD	Effect Size ^b	Mean	SD	Effect Size ^b
Clinician-Administered PTSD Scale			2.29			1.72
Pretreatment	63.08	18.29		64.34	21.15	
Posttreatment	32.70	19.37		32.32	23.04	
3-Month follow-up evaluation	24.66	18.47		31.88	22.98	
6-Month follow-up evaluation	20.44	19.01		32.51	22.69	
PTSD Symptom Scale–Self Report			2.27			2.14
Pretreatment	36.7	12.87		39.9	12.65	
Posttreatment	14.0	11.46		14.5	12.79	
3-Month follow-up evaluation	12.5	11.41		17.3	10.10	
6-Month follow-up evaluation	8.9	9.83		13.7	13.64	
Negative Mood Regulation Scale			1.44			0.86
Pretreatment	90.6	14.68		91.5	16.12	
Posttreatment	110.5	16.17		105.7	16.77	
3-Month follow-up evaluation	108.5	17.86		99.6	19.08	
6-Month follow-up evaluation	113.7	15.99		105.4	15.95	
Inventory of Interpersonal Problems			1.36			0.74
Pretreatment	1.61	0.55		1.63	0.63	
Posttreatment	1.13	0.63		1.20	0.56	
3-Month follow-up evaluation	0.98	0.51		1.41	0.62	
6-Month follow-up evaluation	0.81	0.54		1.20	0.60	
BDI			1.11			0.78
Pretreatment	18.8	10.01		21.1	8.80	
Posttreatment	8.9	7.64		11.9	8.54	
3-Month follow-up evaluation	9.8	9.96		12.0	8.75	
6-Month follow-up evaluation	7.9	10.77		13.4	8.84	
State-Trait Anxiety Inventory–S			1.18			0.51
Pretreatment	50.4	9.41		48.2	12.45	
Posttreatment	39.2	9.92		42.9	12.34	
3-Month follow-up evaluation	38.8	9.90		41.8	13.53	
6-Month follow-up evaluation	37.4	10.72		42.4	12.66	
State-Trait Anger Expression Inventory			0.85			0.86
Pretreatment	29.5	9.43		32.3	10.19	
Posttreatment	21.0	8.37		23.6	6.64	
3-Month follow-up evaluation	21.6	8.18		25.1	4.46	
6-Month follow-up evaluation	21.9	7.27		24.3	6.05	
Interpersonal Support Evaluation List			0.59			0.70
Pretreatment	25.8	9.11		24.0	7.81	
Posttreatment	29.6	8.37		28.9	6.64	
3-Month follow-up evaluation	30.2	8.18		30.6	4.46	
6-Month follow-up evaluation	31.1	7.27		30.3	6.05	

^a Data presented are imputed means and standard deviations. STAIR=skills training in affect and interpersonal regulation.

^b Values indicate pretreatment to 6-month follow-up evaluation.

^c Values indicate significant contrasts.

I Disorders (SCID-I) and Structured Clinical Interview for DSM–III–R Personality Disorders (SCID–II), respectively (28). The Clinician-Administered PTSD Scale and SCID–I were implemented at pre-, post- and follow-up assessments. SCID–II was implemented at pretreatment only. Diagnostic assessments were conducted by independent raters who were blind to treatment condition. Self-report of PTSD symptoms was obtained using the PTSD Symptom Scale–Self Report (29); emotion regulation was assessed using the General Expectancy for Negative Mood Regulation Scale (30); and interpersonal problems were assessed with the Inventory of Interpersonal Problems (31). Secondary outcomes were depression, assessed with the Beck Depression Inventory (BDI) (32); anxious state, assessed with the State-Trait Anxiety Inventory–S (33); anger modulation, assessed with the State-Trait Anger Expression Inven-

tory (34); and perceptions of social support, assessed with the Interpersonal Support Evaluation List (35).

Treatment Conditions

The therapy was conducted by one of nine female master's degree-level or doctorate-level clinical psychologists or social work staff who were manual trained and received weekly supervision by the first author (Dr. Cloitre) or expert clinicians trained by the first author (Dr. Stovall-McClough, Ms. Cherry). All therapists provided each type of treatment.

STAIR/Exposure. STAIR/Exposure is a weekly 16-session treatment, with eight sessions for skills training and eight for exposure. The skills training interventions are adapted from

3) Support/Exposure (N=33)			Between-Group Effect Size		
Mean	SD	Effect Size ^b	1 vs. 3	1 vs. 2	2 vs. 3
1.94					
64.50	15.86				
39.72	18.34		0.35	0.02	0.36
39.71	17.59		0.76 ^c	0.36	0.40
28.56	21.00		0.38	0.58	-0.19
1.45					
38.2	11.14				
19.0	9.83		0.41	0.04	0.37
21.4	11.54		0.73 ^c	0.39	0.33
20.5	13.56		0.95 ^c	0.39	0.56
0.95					
90.2	17.18				
105.8	17.11		0.28	0.28	0.00
101.2	21.82		0.45 ^c	0.37	0.08
106.8	17.63		0.50 ^c	0.42	0.09
0.80					
1.71	0.58				
1.29	0.58		0.27	0.12	0.15
1.35	0.60		0.63 ^c	0.73 ^c	0.10
1.24	0.54		0.77 ^c	0.66 ^c	0.07
0.86					
22.1	10.60				
12.9	9.41		0.41	0.31	0.10
14.2	10.09		0.45	0.22	0.22
13.6	9.12		0.58	0.56	0.02
0.25					
50.2	10.85				
41.1	12.13		0.17	0.34	0.16
51.8	11.16		1.18 ^c	0.27	0.91 ^c
47.5	12.66		0.92 ^c	0.45	0.46
0.75					
32.3	9.52				
26.5	7.70		0.62 ^c	0.29	0.32
26.7	8.12		0.57 ^c	0.39	0.18
25.6	6.10		0.41	0.27	0.15
0.33					
24.5	9.96				
27.5	7.70		0.23	0.08	0.16
26.5	8.12		0.41	0.04	0.46
24.3	6.11		0.76 ^c	0.09	0.67 ^c

dialectical behavior therapy (36). The first four skills sessions concern emotion regulation and focus on identifying and labeling feelings, emotion management, distress tolerance, and acceptance of feelings and experiencing positive emotions. The next four sessions concern interpersonal problems and focus on exploration and revision of maladaptive schemas, effective assertiveness, awareness of social context, and flexibility in interpersonal expectations and behaviors. In this study, the exposure treatment followed the prolonged exposure protocol (9), with the following two modifications for the study population: 1) in vivo exposure to trauma stimuli was replaced with interpersonal skills practice, and 2) meaning analysis was introduced after the exposure in which abuse-related schemas embedded in the trauma narrative were identified and evalu-

ated. Exposure included narratives of both childhood and adulthood traumas, reviewed in order of distress rating and importance to the participant.

The supportive counseling component in the STAIR/Support and Support/Exposure conditions comprised client-directed discussion of life problems related to abuse history. Skills training and discussion of trauma memories were excluded.

Adherence and competency monitoring. Ten percent of all treatment sessions (N=122) were randomly selected and rated by graduate-level research assistants trained to an adherence protocol (by Dr. Cloitre). Each tape was rated by one of three teams of two raters. Discrepancies were resolved by introducing a third rater from one of the other teams. Adherence was excellent, with 92% of the elements delivered. Competence (1=unacceptable to 4=excellent) was also high, with an average rating of 3.14 (SD=0.55). There were no differences in adherence or competency ratings across the three treatment conditions. No proscribed activities (i.e., no skills training or exposure) were identified in the supportive therapy component of either control conditions.

Statistical Analyses

Analyses for all symptom outcome measures were performed on the intent-to-treat sample using data from all participants according to their randomization assignment. Missing data were imputed using PROC MI in SAS (SAS Institute, Cary, N.C.) to generate 10 imputed data sets. Continuous outcomes were analyzed using longitudinal mixed-effects models, adjusting for baseline. Of interest were 1) main effect of treatment and 2) the interaction between treatment and time, indicating differing effects of time after the end of treatment, depending on the treatment condition. Significance of the main effect for treatment and the interaction term was judged at an alpha level of 0.05 (two-sided). Following a significant omnibus test for the main treatment effect or interaction with time, contrasts between treatment conditions or at different posttreatment times were estimated. Effect sizes within and between groups were reported as the standardized difference of the means at each time point (Cohen's *d* [37]). The standardization was based on the pooled standard deviation of the three treatment conditions at baseline. Categorical outcomes were defined for all randomly assigned subjects and the status of subjects with missing observations determined based on their last available value. Logistic regression and likelihood ratio tests were used to assess the significance of between-treatment differences.

Results

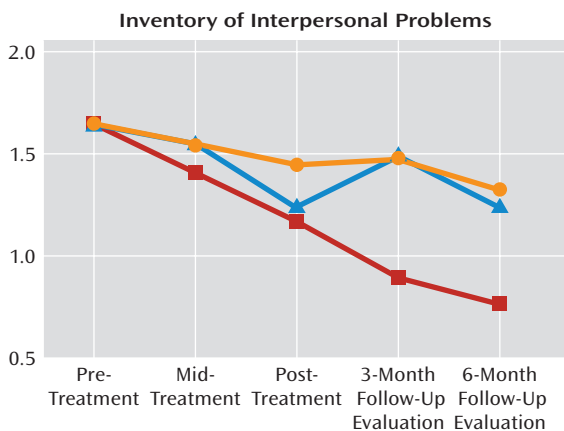
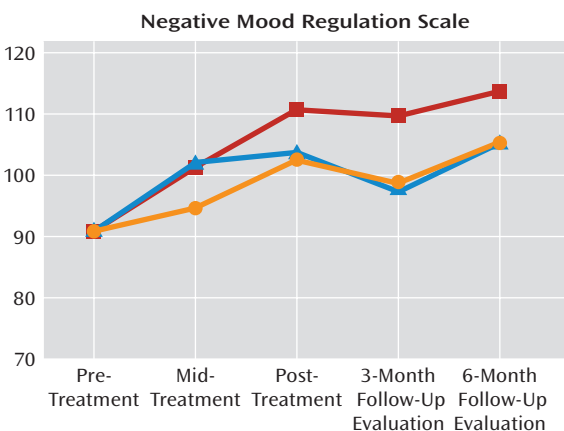
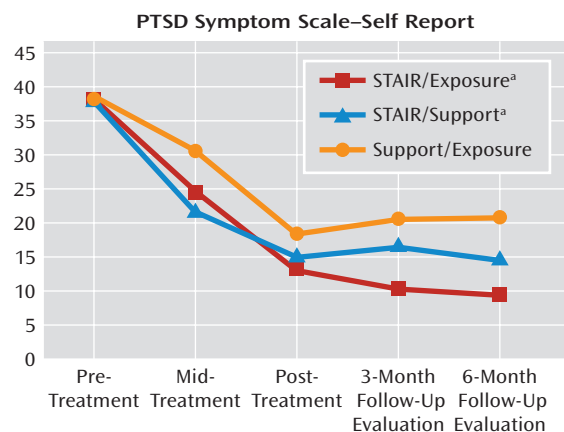
Participant Characteristics

Participants randomly assigned to the three conditions did not differ at baseline with respect to demographic, diagnostic, and clinical characteristics (Table 1). The average number of lifetime traumas was 6.57 (SD=1.17). The majority of participants met criteria for at least two axis I disorders other than PTSD (average=2.4), and approximately one-half of all participants met criteria for at least one axis II disorder (average=1.1). The most common axis II disorders were avoidant (32%), paranoid (25%), and borderline personality (24%) disorders.

Efficacy

PTSD diagnostic status and symptom severity. Post-treatment diagnostic status did not differ among groups ($\chi^2=1.58$, *df*=2, *p*=0.11), with a substantial proportion of

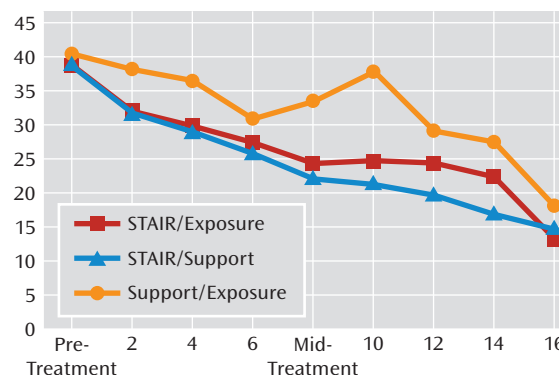
FIGURE 2. Primary Outcomes for an Intent-To-Treat Sample of Women With Posttraumatic Stress Disorder (PTSD) Related to Childhood Abuse (N=104)



^a STAIR=Skills training in affect and interpersonal regulation.

participants being PTSD-negative in each treatment condition (STAIR/Exposure: N=61%, STAIR/Support: N=47%, Support/Exposure: N=33%). Full remission (defined as a Clinician-Administered PTSD Scale score <20 [27]) at posttreatment was achieved by 27% of STAIR/Exposure participants, 24% of STAIR/Support participants, and 6% of Support/Exposure participants ($\chi^2=6.46$, $df=2$, $p=0.04$). Pairwise analyses indicated that the remission rate was significantly higher for individuals in the STAIR/Exposure

FIGURE 3. Biweekly PTSD Symptom Severity Reported at the End of the Treatment Session for Completers Among Women With PTSD Related to Childhood Abuse (N=76)^a



^a STAIR=Skills training in affect and interpersonal regulation.

condition than the Support/Exposure condition ($\chi^2=4.37$, $df=1$, $p=0.04$; odd ratio=5.67, 95% confidence interval [CI]=1.11–28.81).

Persistence of PTSD status at follow-up evaluation was assessed by identifying the proportion of individuals who maintained their status through the 3-month and 6-months assessments. Persistence of PTSD-negative status significantly differed, with 55% of STAIR/Exposure participants, 37% of STAIR/Support participants, and 21% of Support/Exposure participants reaching the criterion ($\chi^2=7.22$, $df=2$, $p=0.03$). The likelihood of maintaining PTSD-negative status was greater for individuals in the STAIR/Exposure condition than the Support/Exposure condition ($\chi^2=6.72$, $df=1$, $p=0.01$; odds ratio=4.23, 95% CI=1.42–12.59). The rate of sustained PTSD full remission differed among the three groups (STAIR/Exposure: N=24%, STAIR/Support: N=13%, Support/Exposure: N=0% [$\chi^2=12.56$, $df=2$, $p=0.002$]), and follow-up pairwise comparisons indicated that the likelihood of maintaining PTSD remission in the STAIR/Exposure condition was greater than in the Support/Exposure condition (odds ratio >10, $p<0.001$).

Supplemental analyses of the Clinician-Administered PTSD Scale ratings measured continuously were conducted. A mixed-effects model revealed a time-by-treatment interaction ($p=0.01$), where pairwise between-treatment comparisons indicated that the STAIR/Exposure condition produced lower scores than the Support/Exposure condition at the 3-month follow-up evaluation (Cohen's $d=0.76$, $p<0.001$). No other contrasts were significant (Table 2).

Primary outcomes. Figure 2 depicts observed mean scores across all time points, for which data were collected for the primary outcomes of self-reported PTSD symptoms, negative mood regulation, and interpersonal problems. Table 2 presents the imputed means and standard deviations as well as within- and between-treatment effect sizes.

A main effect ($p=0.007$) and interaction effect were obtained ($p=0.03$) for self-reported PTSD symptoms. The

Patient Perspective

"Ms. B" was a 41-year-old woman who had experienced childhood physical, sexual, and emotional abuse as well as domestic violence in adulthood and a recent sexual assault by an intruder in her home. She had lived for years with nightmares, but since the assault, she slept in a chair facing the door in order to be better prepared to fend off intruders. She feared that her "danger detector [had] been smashed." She tended to overreact to minor intrusions and alternately engaged in risky behaviors, such as taking a motorcycle ride with a stranger. She described her past relationships as unstable and conflict laden. "If someone shows me love or care, I retreat because I am scared of becoming close, but if they do not, I feel rejected." She had withdrawn from most social contacts and was beginning to feel hopeless about making sense of relationships. She was most comfortable in abusive relationships because she was confident in her ability to respond effectively to the other person's moods, since she "knew the steps to the dance."

At the end of treatment, Ms. B reported that she had feared doing the exposure work, but it had given her the "first-time realization" that the violent incidents of her life were in the past and that she was no longer in real danger. In addition, "the fear of fear feelings had vanished" so that she was more able to pay attention to day-to-day feelings as they emerged, which kept her feeling safer and more connected to life. Reflecting on her childhood, she was "relieved to realize" that the abuse had not been her fault, that "it is a human responsibility not to hurt someone and that everyone is accountable for their actions." She organized her daily routines so that she could arrive to work on time, volunteered at a local library, and ended a friendship she viewed as emotionally abusive. She was proud of herself for taking these initiatives. "I got the idea that I am my own person—that I am more than someone's reactions to me."

STAIR/Exposure condition produced significantly lower PTSD Symptom Scale–Self Report scores at the 3-month (Cohen's $d=0.73$, $p<0.001$) and 6-month (Cohen's $d=0.95$, $p<0.001$) follow-up assessments. Across time, participants in the STAIR/Exposure condition showed reductions in scores from posttreatment to the 6-month follow-up assessment (Cohen's $d=0.34$, $p<0.001$), while no changes were observed following immediate posttreatment in the other two conditions. For negative mood regulation, a marginally significant interaction effect was obtained ($p=0.08$). Given the a priori interest in specific comparisons and in order to estimate the magnitude of the effects, planned contrasts were undertaken. The STAIR/Exposure and Support/Exposure groups did not differ at immediate posttreatment, but STAIR/Exposure participants produced higher negative mood regulation scores than Support/Exposure participants at the 3-month (Cohen's $d=0.45$, $p=0.05$) and 6-month (Cohen's $d=0.50$, $p=0.04$) follow-up assessments. No other comparisons were significant.

For interpersonal problems, an interaction effect was obtained ($p=0.004$). Pairwise contrasts indicated that the STAIR/Exposure and Support/Exposure groups did not differ at posttreatment, but STAIR/Exposure participants produced significantly lower scores at the 3-month (Cohen's $d=0.63$, $p=0.01$) and 6-month (Cohen's $d=0.77$, $p=0.003$) follow-up assessments. The STAIR/Exposure condition was also superior to the STAIR/Support condition at the 3-month (Cohen's $d=0.73$, $p=0.005$) and 6-month (Cohen's $d=0.66$, $p=0.01$) follow-up assessments. STAIR/Exposure participants showed improvement from posttreatment to the 6-month follow-up evaluation (Cohen's $d=0.34$, $p<0.001$); STAIR/Support participants showed a significant deterioration from posttreatment to the 3-month follow-up evaluation (Cohen's $d=0.46$,

$p=0.02$); and Support/Exposure participants showed no change.

Secondary outcomes. All participants showed improvement on all measures. No treatment or interaction effect was obtained for depression (BDI score). Regarding state anxiety, an interaction was obtained ($p=0.003$), with the STAIR/Exposure condition resulting in greater improvement than the Support/Exposure condition at the 3-month (Cohen's $d=1.18$, $p<0.001$) and 6-month (Cohen's $d=0.92$, $p<0.003$) follow-up assessments. There was a main treatment effect for anger expression ($p=0.03$), with STAIR/Exposure participants having significantly greater improvement than Support/Exposure participants (Cohen's $d=0.45$, $p=0.02$), and this relationship remained the same at all time points (i.e., no time-by-treatment interaction). There was an interaction effect for social support ($p=0.05$), with the STAIR/Exposure group providing greater improvement in perceived social support at 6 months than the Support/Exposure group (Cohen's $d=0.76$, $p=0.01$), as did the STAIR/support group (Cohen's $d=0.67$, $p=0.01$) (Table 2).

Adverse Effects

Treatment dropout. The percent of participants who dropped out of treatment differed by treatment condition ($\chi^2=4.94$, $df=2$, $p=0.04$), with 15.2% of participants dropping out of the STAIR/Exposure group, 26.3% dropping out of the STAIR/Support group, and 39.4% dropping out of the Support/Exposure group. Pairwise comparisons indicated that the dropout rate for the STAIR/Exposure condition was significantly lower than that for the Support/Exposure condition ($\chi^2=4.89$, $df=1$, $p=0.03$). The number of dropouts in both phase 1 and phase 2 of treatment was lowest in the STAIR/Exposure condition (4, 1), highest in

the Support/Exposure condition (9, 4), and fell in the middle in the STAIR/Support condition (7, 3).

PTSD symptoms during exposure. PTSD symptoms for the previous week, measured by the PTSD Symptom Scale–Self Report severity scores, were obtained at the end of every other session (see Figure 3 for observed means across sessions). Phase 2 scores were compared between conditions for the treatment completers ($N=76$), using mixed-effects analyses. As hypothesized, the mean PTSD symptom severity in the exposure component of the STAIR/Exposure condition was significantly lower than that of the Support/Exposure ($p=0.05$). In addition, the PTSD score in the exposure component of the STAIR/Exposure condition was higher than but did not differ from that obtained in the parallel (nonexposure) supportive counseling component of the STAIR/Support condition ($p=0.22$).

Symptom worsening. To measure reliable, clinically meaningful deterioration, we followed the criteria by Devilly and Foa (25) and defined worsening as when a participant had a posttreatment Clinician-Administered PTSD Scale score exceeding her baseline score by at least one standard deviation of the difference of two repeated administrations. Given a Clinician-Administered PTSD Scale test-retest reliability with an alpha of 0.92 (27) and standard deviation of the severity score in a nonpsychiatric sample of 16.6 (38), worsening was equal to 6.6 points. Participant symptom worsening was defined as a total severity score of 7 points or more compared with baseline. At posttreatment, relative to pretreatment, one participant (3.6%) in the STAIR/Exposure group, three participants (7.4%) in the STAIR/Support group, and five participants (15%) in the Support/Exposure group showed symptom worsening, but these differences were not statistically significant. From posttreatment to the 6-month follow-up evaluation, no additional participants showed worsening in the STAIR/Exposure condition, while an additional five participants (22.7%) in the STAIR/Support condition and five (31.3%) in the Support/Exposure condition showed worsening. The STAIR/Exposure condition was superior to both the STAIR/Support (Fisher's exact test, $p=0.02$) and Support/Exposure (Fisher's exact test, $p=0.006$) conditions.

Discussion

The present study demonstrates that among women with early-life and chronic traumatization, a phase-based treatment in which skills training preceded exposure provided superior benefits and fewer adverse effects than an exposure treatment without skills and no greater or fewer adverse effects than a nonexposure skills condition. STAIR/Exposure treatment was more efficacious than Support/Exposure in attaining persistent remission of PTSD and persistent PTSD-free diagnostic status. It also provided greater benefit in reducing problems in emotion regulation, anger expression, and anxiety. The STAIR/Ex-

posure condition was superior to both other conditions in improving interpersonal problems. Assessment of adverse effects revealed that 1) the STAIR/Exposure dropout rate was lower than that for Support/Exposure and equivalent to STAIR/Support, 2) symptom exacerbation in the STAIR/Exposure condition during phase 2 was lower than that for phase 2 of the Support/Exposure condition and did not differ from phase 2 of the STAIR/Support condition, and 3) posttreatment symptom worsening was negligible and significantly less than that observed in either control condition.

Consistent with recent reports of exposure therapy (39), the Support/Exposure condition produced maximum benefit at immediate posttreatment, with little change during follow-up evaluation. The superior benefits of STAIR/Exposure emerged primarily at the 3- and 6-month follow-up assessments. We speculate that continuing improvement after therapy ends may result from the cumulative and complementary benefits of each treatment component. Since patients confront day-to-day challenges in interpersonal and other life stressors, successful exposure therapy may make them less likely to react to events such as "traumatic reminders," while skills training may provide strategies that help address the situation in a realistic and effective way.

The relative advantage of the sequential treatment for negative mood regulation was only marginally statistically significant but, nevertheless, clinically meaningful. In addition, STAIR/Exposure was associated with statistically and clinically greater improvement in anger expression, a problem that has substantial negative effect in the lives of individuals with PTSD. Taken together, these results suggest an overall added benefit associated with STAIR/Exposure regarding emotion regulation difficulties.

The 39% dropout rate in the Support/Exposure condition is similar to that found in previous controlled studies of well-delivered exposure therapy among women with childhood abuse PTSD (41%) (21) as well as among those with multiple, primarily interpersonal trauma (38%) (39), while the 15% dropout rate obtained for the STAIR/Exposure condition is at the lower end of rates found in treatment trials across all PTSD populations (8). The dropout rate was numerically lower in both phases of treatment in the STAIR/Exposure condition relative to the Support/Exposure condition. Initiating treatment with skills training may enhance patient engagement because it responds to the day-to-day problems for which the patient frequently comes to treatment. Reduction in PTSD symptom exacerbation during exposure may also contribute to lower attrition, although the relationship between symptom exacerbation and treatment dropout has not been demonstrated (24). Regardless of this debate, the reduction in exposure-related symptom exacerbation among STAIR/Exposure completers when paired with superior outcome can be viewed as an improvement in the quality of the treatment and may increase

patient and therapist willingness to use exposure-based interventions for PTSD.

Symptom worsening at immediate posttreatment did not differ across the three conditions and did not differ between the STAIR/Support and Support/Exposure groups at the follow-up assessments. Thus, the concern that an exposure-focused therapy results in symptom worsening that exceeds what might be found in a nonexposure therapy was not supported. However, by the 6-month follow-up evaluation, both control conditions were associated with symptom worsening relative to the STAIR/Exposure condition, in which there were no further cases of treatment worsening, suggesting that the therapy provides prophylaxis against posttreatment symptom deterioration.

Some cautions regarding the interpretation of the results are required. First, three previous investigations using the combination of stress management skills training and exposure found that the combination was not superior to either intervention alone (9). Our findings differ. This may be because of the sequencing of components that gives focused time and attention to each type of intervention or to differences in the type of skills training employed. The dialectical behavior therapy-type skills taught in this treatment may more effectively target the particular difficulties of this patient population relative to the general relaxation or stress reduction techniques used in previous studies. Second, the findings of the Support/Exposure condition may not be representative of exposure therapy as typically practiced, where exposure is rapidly implemented (usually in the second or third session). Supportive Counseling may have contributed to good outcome, since the pre- to posttreatment effect size for the Clinician-Administered PTSD Scale scores in the Support/Exposure condition (1.45) is larger than that for an exposure only treatment (0.71) in a previous childhood abuse PTSD trial (21). Lastly, while the STAIR component of the treatment has never been tested on its own, the observed benefits associated with STAIR/Support, which were lower than the sequential treatment but often similar to the exposure treatment, suggest that nonexposure skills-focused treatments might warrant investigation.

To date, of the 40 randomized controlled trials conducted regarding PTSD, only four have concerned those with PTSD related to childhood abuse (40). Our study contributes to the PTSD treatment literature by testing a hybrid treatment that increases treatment options for this population. This phased-based treatment is efficacious in resolving several symptom domains, in reducing dropout rates and in providing protection against posttreatment deterioration.

Received Aug. 31, 2009; revisions received Nov. 29 and Dec. 29, 2009 and Jan. 14, 2010; accepted Jan. 19, 2010 (doi: 10.1176/appi.ajp.2010.09081247). From the New York University School of Medicine, New York; and the Nathan S. Kline Institute for Psychiatric Research of New York, New York. Address correspondence and reprint requests to Dr. Cloitre, Department of Child and Adolescent Psychia-

try, New York University School of Medicine, 215 Lexington Ave., 16th Floor, New York, NY 10016; Marylene.cloitre@nyumc.org (e-mail).

The authors report no financial relationships with commercial interests.

Supported by a National Institute of Mental Health grant, RO1 MH-062347 (Dr. Cloitre).

ClinicalTrials.gov registry number, NCT00069381.

References

1. Breslau N, Davis GC, Andreski P, Peterson EL, Schultz LR: Sex differences in posttraumatic stress disorder. *Arch Gen Psychiatry* 1997; 54:1044–1048
2. Kessler RC: Posttraumatic stress disorder: the burden to the individual and to society. *J Clin Psychiatry* 2000; 61(suppl 5):4–12; discussion 13–14
3. Kessler RC, Sonnega A, Bromet E, Hughes M: Posttraumatic stress disorder in the National Comorbidity Survey. *Arch Gen Psychiatry* 1995; 52:1048–1060
4. Ullman SE, Brecklin LR: Sexual assault history, PTSD, and mental health service seeking in a national sample of women. *J Community Psychol* 2002; 30:261–279
5. Coid J, Petruckevitch A, Feder G, Chung W, Richardson J, Mooney S: Relation between childhood sexual and physical abuse and risk of revictimisation in women: a cross-sectional survey. *Lancet* 2001; 358:450–454
6. Dong M, Anda RF, Felitti VJ, Dube SR, Williamson DF, Thompson TJ, Loo CM, Giles WH: The interrelatedness of multiple forms of childhood abuse, neglect, and household dysfunction. *Child Abuse Negl* 2004; 28:771–784
7. American Psychiatric Association: The Diagnostic and Statistical Manual of Mental Disorders, 4th ed (DSM-IV). Washington, DC, American Psychiatric Publishing 1994
8. Bradley R, Greene J, Russ E, Dutra L, Westen D: A multidimensional meta-analysis of psychotherapy for PTSD. *Am J Psychiatry* 2005; 162:214–227
9. Foa EB, Keane TM, Friedman MJ, Cohen JA: Effective Treatments for PTSD: Practice Guidelines from the International Society for Traumatic Stress Studies, 2nd ed. New York, Guilford, 2008
10. Institute of Medicine: Posttraumatic Stress Disorder: Diagnosis and Assessment. Washington, DC, National Academies Press, 2006
11. National Institute for Health and Clinical Excellence: The Management of Post Traumatic Stress Disorder in Primary and Secondary Care. London, National Institute for Health and Clinical Excellence, 2005
12. Roth S, Newman E, Pelcovitz D, van der Kolk B, Mandel FS: Complex PTSD in victims exposed to sexual and physical abuse: results from the DSM-IV Field Trial for Posttraumatic Stress Disorder. *J Trauma Stress* 1997; 10:539–555
13. Briere J, Jordan CE: Violence against women: outcome complexity and implications for assessment and treatment. *J Interpers Violence* 2004; 19:1252–1276
14. Classen C, Field NP, Koopman C, Nevill-Manning K, Spiegel D: Interpersonal problems and their relationship to sexual revictimization among women sexually abused in childhood. *J Interpers Violence* 2001; 16:495–509
15. McDonagh-Coyle A, McHugo GJ, Friedman MJ, Schnurr PP, Zayfert C, Descamps M: Psychophysiological reactivity in female sexual abuse survivors. *J Trauma Stress* 2001; 14:667–683
16. Protopopescu X, Pan H, Tuescher O, Cloitre M, Goldstein M, Engelien W, Epstein J, Yang Y, Gorman J, LeDoux J, Silbersweig D, Stern E: Differential time courses and specificity of amygdala activity in posttraumatic stress disorder subjects and normal control subjects. *Biol Psychiatry* 2005; 57:464–473

17. Pitman RK, Orr SP, Forgue DF, de Jong J: Psychophysiologic assessment of posttraumatic stress disorder imagery in Vietnam combat veterans. *Arch Gen Psychiatry* 1987; 44:970–975
18. Riggs DS, Dancu CV, Gershuny BS, Greenberg D, Foa EB: Anger and posttraumatic stress disorder in female crime victims. *J Trauma Stress* 1992; 5:613
19. Jaycox LH, Foa EB: Obstacles in implementing exposure therapy for PTSD: case discussions and practical solutions. *Clin Psychol Psychother* 1996; 3:176–184
20. Becker CB, Zayfert C, Anderson E: A survey of psychologists' attitudes towards and utilization of exposure therapy for PTSD. *Behav Res Therapy* 2004; 42:277–292
21. McDonagh A, Friedman M, McHugo G, Ford J, Sengupta A, Mueser K, Demment CC, Fournier D, Schnurr PP, Descamps M: Randomized trial of cognitive-behavioral therapy for chronic posttraumatic stress disorder in adult female survivors of childhood sexual abuse. *J Consult Clin Psychol* 2005; 73:515–524
22. Cloitre M, Koenen KC, Cohen LR, Han H: Skills training in affective and interpersonal regulation followed by exposure: a phase-based treatment for PTSD related to childhood abuse. *J Consult Clin Psychol* 2002; 70:1067–1074
23. Pitman RK, Altman B, Greenwald E, Longpre RE: Psychiatric complications during flooding therapy for posttraumatic stress disorder. *J Clin Psychiatry* 1991; 52:17–20
24. Foa EB, Zoellner LA, Feeny NC, Hembree EA, Alvarez-Conrad J: Does imaginal exposure exacerbate PTSD symptoms? *J Consult Clin Psychol* 2002; 70:1022–1028
25. Devilly GJ, Foa EB: The investigation of exposure and cognitive therapy: comment on Tarrier et al (1999). *J Consult Clin Psychol* 2001; 69:114–116
26. Herman JL: *Trauma and Recovery*. New York, Basic Books, 1992
27. Weathers FW, Keane TM, Davidson JRT: Clinician-Administered PTSD Scale: a review of the first ten years of research. *Depress Anxiety* 2001; 13:132–156
28. Spitzer RL, Williams JB, Gibbon M, First MB: *Structured Clinical Interview for DSM-IV, Patient Edition*. New York, New York State Psychiatric Institute, Biometrics Research Department, 1994
29. Resick PA, Falsetti SA, Resnick HS, Kilpatrick DG: *The Modified PTSD Symptom Scale–Self Report*. Charleston, SC, Crime Victims Treatment and Research Center, Medical University of South Carolina, 1991
30. Catanzaro SJ, Mearns J: Measuring generalized expectancies for negative mood regulation: initial scale development and implications. *J Pers Assess* 1990; 54:546–563
31. Horowitz LM, Rosenberg SE, Baer BA, Ureño G, Villaseñor VS: *Inventory of Interpersonal Problems: psychometric properties and clinical applications*. *J Consult Clin Psychol* 1988; 56:885–892
32. Beck AT, Ward CH, Mendelson M, Mock J, Erbaugh J: An inventory for measuring depression. *Arch Gen Psychiatry* 1961; 4:561–571
33. Spielberger CD: *Manual for the State-Trait Anxiety Inventory*. Palo Alto, Calif, Consulting Psychologists Press, 1983
34. Spielberger CD: *State-Trait Anger Expression Inventory, Revised Research Edition: Professional Manual*. Odessa, Fla, Psychological Assessment Resources, 1991
35. Cohen S, Hoberman HM: Positive events and social supports as buffers of life change stress. *J Appl Soc Psychol* 1983; 13:99–125
36. Linehan M: *Cognitive-Behavioral Treatment of Borderline Personality Disorder*. New York, Guilford, 1993
37. Cohen J: A power primer. *Psychol Bull* 1992; 112:155–159
38. Evans S, Giosan C, Patt I, Spielman L, Difede J: Anger and its association to distress and social/occupational functioning in symptomatic disaster relief workers responding to the Sept 11, 2001, World Trade Center disaster. *J Trauma Stress* 2006; 19:147–152
39. Schnurr PP, Friedman MJ, Engel CC, Foa EB, Shea MT, Chow BK, Resick PA, Thurston V, Orsillo SM, Haug R, Turner C, Bernardy N: Cognitive behavioral therapy for posttraumatic stress disorder in women: a randomized controlled trial. *JAMA* 2007; 297:820–830
40. Cloitre M: Effective psychotherapies for posttraumatic stress disorder: a review and critique. *CNS Spectr* 2009; 14:32–43