

Brief Summary of Prescribing Information
05-1114

ROZEREM™
(ramelteon) Tablets

INDICATIONS AND USAGE

ROZEREM is indicated for the treatment of insomnia characterized by difficulty with sleep onset.

CONTRAINDICATIONS

ROZEREM is contraindicated in patients with a hypersensitivity to ramelteon or any components of the ROZEREM formulation.

WARNINGS

Since sleep disturbances may be the presenting manifestation of a physical and/or psychiatric disorder, symptomatic treatment of insomnia should be initiated only after a careful evaluation of the patient. The failure of insomnia to remit after a reasonable period of treatment may indicate the presence of a primary psychiatric and/or medical illness that should be evaluated. Worsening of insomnia, or the emergence of new cognitive or behavioral abnormalities, may be the result of an unrecognized underlying psychiatric or physical disorder and requires further evaluation of the patient. As with other hypnotics, exacerbation of insomnia and emergence of cognitive and behavioral abnormalities were seen with ROZEREM during the clinical development program.

ROZEREM should not be used by patients with severe hepatic impairment. ROZEREM should not be used in combination with fluvoxamine (see **PRECAUTIONS: Drug Interactions**).

A variety of cognitive and behavior changes have been reported to occur in association with the use of hypnotics. In primarily depressed patients, worsening of depression, including suicidal ideation, has been reported in association with the use of hypnotics.

Patients should avoid engaging in hazardous activities that require concentration (such as operating a motor vehicle or heavy machinery) after taking ROZEREM.

After taking ROZEREM, patients should confine their activities to those necessary to prepare for bed.

PRECAUTIONS

General

ROZEREM has not been studied in subjects with severe sleep apnea or severe COPD and is not recommended for use in those populations.

Patients should be advised to exercise caution if they consume alcohol in combination with ROZEREM.

Use in Adolescents and Children

ROZEREM has been associated with an effect on reproductive hormones in adults, e.g. decreased testosterone levels and increased prolactin levels. It is not known what effect chronic or even chronic intermittent use of ROZEREM may have on the reproductive axis in developing humans (see **Pediatric Use**).

Information for Patients

Patients should be advised to take ROZEREM within 30 minutes prior to going to bed and should confine their activities to those necessary to prepare for bed.

Patients should be advised to avoid engaging in hazardous activities (such as operating a motor vehicle or heavy machinery) after taking ROZEREM.

Patients should be advised that they should not take ROZEREM with or immediately after a high fat meal.

Patients should be advised to consult their health care provider if they experience worsening of insomnia or any new behavioral signs or symptoms of concern.

Patients should consult their health care provider if they experience one of the following: cessation of menses or galactorrhea in females, decreased libido, or problems with fertility.

Laboratory Tests

No standard monitoring is required.

For patients presenting with unexplained amenorrhea, galactorrhea, decreased libido, or problems with fertility, assessment of prolactin levels and testosterone levels should be considered as appropriate.

Drug Interactions

ROZEREM has a highly variable inter-subject pharmacokinetic profile (approximately 100% coefficient of variation in C_{max} and AUC). As noted above, CYP1A2 is the major isozyme involved in the metabolism of ROZEREM; the CYP2C subfamily and CYP3A4 isozymes are also involved to a minor degree.

Effects of Other Drugs on ROZEREM Metabolism

Fluvoxamine (strong CYP1A2 inhibitor): When fluvoxamine 100 mg twice daily was administered for 3 days prior to single-dose co-administration of ROZEREM 16 mg and fluvoxamine, the AUC_{0-12} for ramelteon increased approximately 190-fold, and the C_{max} increased approximately 70-fold, compared to ROZEREM administered alone. ROZEREM should not be used in combination with fluvoxamine (See **WARNINGS**). Other less potent CYP1A2 inhibitors have not been adequately studied. ROZEREM should be administered with caution to patients taking less strong CYP1A2 inhibitors.

Rifampin (strong CYP enzyme inducer): Administration of rifampin 600 mg once daily for 11 days resulted in a mean decrease of approximately 80% (40% to 90%) in total exposure to ramelteon and metabolite M-II, (both AUC_{0-12} and C_{max}) after a single 32 mg dose of ROZEREM. Efficacy may be reduced when ROZEREM is used in combination with strong CYP enzyme inducers such as rifampin.

Ketoconazole (strong CYP3A4 inhibitor): The AUC_{0-12} and C_{max} of ramelteon increased by approximately 84% and 36%, respectively, when a single 16 mg dose of ROZEREM was administered on the fourth day of ketoconazole 200 mg twice daily administration, compared to administration of ROZEREM alone. Similar increases were seen in M-II pharmacokinetic variables. ROZEREM should be administered with caution in subjects taking strong CYP3A4 inhibitors such as ketoconazole.

Fluconazole (strong CYP2C9 inhibitor): The total and peak systemic exposure (AUC_{0-12} and C_{max}) of ramelteon after a single 16 mg dose of ROZEREM was increased by approximately 150% when administered with fluconazole. Similar increases were also seen in M-II exposure. ROZEREM should be administered with caution in subjects taking strong CYP2C9 inhibitors such as fluconazole.

Interaction studies of concomitant administration of ROZEREM with fluoxetine (CYP2D6 inhibitor), omeprazole (CYP1A2 inducer/CYP2C19 inhibitor), theophylline (CYP1A2 substrate), and dextromethorphan (CYP2D6 substrate) did not produce clinically meaningful changes in either peak or total exposures to ramelteon or the M-II metabolite.

Effects of ROZEREM on Metabolism of Other Drugs

Concomitant administration of ROZEREM with omeprazole (CYP2C19 substrate), dextromethorphan (CYP2D6 substrate), midazolam (CYP3A4 substrate), theophylline (CYP1A2 substrate), digoxin (p-glycoprotein substrate), and warfarin (CYP2C9 S/CYP1A2 [R] substrate) did not produce clinically meaningful changes in peak and total exposures to these drugs.

Effect of Alcohol on Rozerem

Alcohol: With single-dose, daytime co-administration of ROZEREM 32 mg and alcohol (0.6 g/kg), there were no clinically meaningful or statistically sig-

nificant effects on peak or total exposure to ROZEREM. However, an additive effect was seen on some measures of psychomotor performance (i.e., the Digit Symbol Substitution Test, the Psychomotor Vigilance Task Test, and a Visual Analog Scale of Sedation) at some post-dose time points. No additive effect was seen on the Delayed Word Recognition Test. Because alcohol by itself impairs performance, and the intended effect of ROZEREM is to promote sleep, patients should be cautioned not to consume alcohol when using ROZEREM.

Drug/Laboratory Test Interactions

ROZEREM is not known to interfere with commonly used clinical laboratory tests. In addition, *in vitro* data indicate that ramelteon does not cause false-positive results for benzodiazepines, opiates, barbiturates, cocaine, cannabinoids, or amphetamines in two standard urine drug screening methods *in vitro*.

Carcinogenesis, Mutagenesis, and Impairment of Fertility

Carcinogenesis: In a two-year carcinogenicity study, B6C3F₁ mice were administered ramelteon at doses of 0, 30, 100, 300, or 1000 mg/kg/day by oral gavage. Male mice exhibited a dose-related increase in the incidence of hepatic tumors at dose levels ≥ 100 mg/kg/day including hepatic adenoma, hepatic carcinoma, and hepatoblastoma. Female mice developed a dose-related increase in the incidence of hepatic adenomas at dose levels ≥ 300 mg/kg/day and hepatic carcinoma at the 1000 mg/kg/day dose level. The no-effect level for hepatic tumors in male mice was 30 mg/kg/day (103-times and 3-times the therapeutic exposure to ramelteon and the active metabolite M-II, respectively, at the maximum recommended human dose [MRHD] based on an area-under-the-curve [AUC] comparison). The no-effect level for hepatic tumors in female mice was 100 mg/kg/day (827-times and 12-times the therapeutic exposure to ramelteon and M-II, respectively, at the MRHD based on AUC).

In a two-year carcinogenicity study conducted in the Sprague-Dawley rat, male and female rats were administered ramelteon at doses of 0, 15, 60, 250 or 1000 mg/kg/day by oral gavage. Male rats exhibited a dose-related increase in the incidence of hepatic adenoma and benign Leydig cell tumors of the testis at dose levels ≥ 250 mg/kg/day and hepatic carcinoma at the 1000 mg/kg/day dose level. Female rats exhibited a dose-related increase in the incidence of hepatic adenoma at dose levels ≥ 60 mg/kg/day and hepatic carcinoma at the 1000 mg/kg/day dose level. The no-effect level for hepatic tumors and benign Leydig cell tumors in male rats was 60 mg/kg/day (1,429-times and 12-times the therapeutic exposure to ramelteon and M-II, respectively, at the MRHD based on AUC). The no-effect level for hepatic tumors in female rats was 15 mg/kg/day (472-times and 16-times the therapeutic exposure to ramelteon and M-II, respectively, at the MRHD based on AUC).

The development of hepatic tumors in rodents following chronic treatment with non-genotoxic compounds may be secondary to microsomal enzyme induction, a mechanism for tumor generation not thought to occur in humans. Leydig cell tumor development following treatment with non-genotoxic compounds in rodents has been linked to reductions in circulating testosterone levels with compensatory increases in luteinizing hormone release, which is a known proliferative stimulus to Leydig cells in the rat testis. Rat Leydig cells are more sensitive to the stimulatory effects of luteinizing hormone than human Leydig cells. In mechanistic studies conducted in the rat, daily ramelteon administration at 250 and 1000 mg/kg/day for 4 weeks was associated with a reduction in plasma testosterone levels. In the same study, luteinizing hormone levels were elevated over a 24 hour period after the last ramelteon treatment; however, the durability of this luteinizing hormone finding and its support for the proposed mechanistic explanation was not clearly established.

Although the rodent tumors observed following ramelteon treatment occurred at plasma levels of ramelteon and M-II in excess of mean clinical plasma concentrations at the MRHD, the relevance of both rodent hepatic tumors and benign rat Leydig cell tumors to humans is not known.

Mutagenesis

Ramelteon was not genotoxic in the following: *in vitro* bacterial reverse mutation (Ames) assay; *in vitro* mammalian cell gene mutation assay using the mouse lymphoma TK⁺ cell line; *in vivo* *in vitro* unscheduled DNA synthesis assay in rat hepatocytes; and *in vivo* micronucleus assays conducted in mouse and rat. Ramelteon was positive in the chromosomal aberration assay in Chinese hamster lung cells in the presence of S9 metabolic activation. Separate studies indicated that the concentration of the M-II metabolite formed by the rat liver S9 fraction used in the *in vitro* genetic toxicology studies described above, exceeded the concentration of ramelteon; therefore, the genotoxic potential of the M-II metabolite was also assessed in these studies.

Impairment of Fertility

Ramelteon was administered to male and female Sprague-Dawley rats in an initial fertility and early embryonic development study at dose levels of 6, 60, or 600 mg/kg/day. No effects on male or female mating or fertility were observed with a ramelteon dose up to 600 mg/kg/day (786-times higher than the MRHD on a mg/m² basis). Irregular estrus cycles, reduction in the number of implants, and reduction in the number of live embryos were noted with dosing females at ≥ 600 mg/kg/day (79-times higher than the MRHD on a mg/m² basis). A reduction in the number of corpora lutea occurred at the 600 mg/kg/day dose level. Administration of ramelteon up to 600 mg/kg/day to male rats for 7 weeks had no effect on sperm quality and when the treated male rats were mated with untreated female rats there was no effect on implants or embryos. In a repeat of this study using oral administration of ramelteon at 20, 60 or 200 mg/kg/day for the same study duration, females demonstrated irregular estrus cycles with doses ≥ 60 mg/kg/day, but no effects were seen on implantation or embryo viability. The no-effect dose for fertility endpoints was 20 mg/kg/day in females (26-times the MRHD on a mg/m² basis) and 600 mg/kg/day in males (786-times higher than the MRHD on a mg/m² basis) when considering all studies.

Pregnancy; Pregnancy Category C

Ramelteon has been shown to be a developmental teratogen in the rat when given in doses 197 times higher than the maximum recommended human dose [MRHD] on a mg/m² basis. There are no adequate and well-controlled studies in pregnant women. Ramelteon should be used during pregnancy only if the potential benefit justifies the potential risk to the fetus. The effects of ramelteon on embryo-fetal development were assessed in both the rat and rabbit. Pregnant rats were administered ramelteon by oral gavage at doses of 0, 10, 40, 150, or 600 mg/kg/day during gestation days 6-17, which is the period of organogenesis in this species. Evidence of maternal toxicity and fetal teratogenicity was observed at doses greater than or equal to 150 mg/kg/day. Maternal toxicity was chiefly characterized by decreased body weight and, at 600 mg/kg/day, ataxia and decreased spontaneous movement. At maternally toxic doses (150 mg/kg/day or greater), the fetuses demonstrated visceral malformations consisting of diaphragmatic hernia and minor anatomical variations of the skeleton (irregularly shaped scapula). At 600 mg/kg/day, reductions in fetal body weights and malformations including cysts on the external genitalia were additionally observed. The no-effect level for teratogenicity in this study was 40 mg/kg/day (1,892-times and 45-times higher than the therapeutic exposure to ramelteon and the active metabolite M-II, respectively, at the MRHD based on an area-under-the-curve [AUC] comparison). Pregnant rabbits were administered ramelteon by oral gavage at doses of 0, 12, 60, or 300 mg/kg/day during gestation days 6-18, which is the period of organogenesis in this species. Although maternal toxicity was apparent with a ramelteon dose of 300 mg/kg/day, no evidence of fetal effects or teratogenicity was associated with any dose level. The no-effect level for teratogenicity was, therefore, 300 mg/kg/day (11,862-times and 99-times

higher than the therapeutic exposure to ramelteon and M-II, respectively, at the MRHD based on AUC).

The effects of ramelteon on pre- and post-natal development in the rat were studied by administration of ramelteon to the pregnant rat by oral gavage at doses of 30, 100, or 300 mg/kg/day from day 6 of gestation through parturition to postnatal (lactation) day 21, at which time offspring were weaned. Maternal toxicity was noted at doses of 100 mg/kg/day or greater and consisted of reduced body weight gain and increased adrenal gland weight. Reduced body weight during the post-weaning period was also noted in the offspring of the groups given 100 mg/kg/day and higher. Offspring in the 300 mg/kg/day group demonstrated physical and developmental delays including delayed eruption of the lower incisors, a delayed acquisition of the righting reflex, and an alteration of emotional response. These delays are often observed in the presence of reduced offspring body weight but may still be indicative of developmental delay. An apparent decrease in the viability of offspring in the 300 mg/kg/day group was likely due to altered maternal behavior and function observed at this dose level. Offspring of the 300 mg/kg/day group also showed evidence of diaphragmatic hernia, a finding observed in the embryo-fetal development study previously described. There were no effects on the reproductive capacity of offspring and the resulting progeny were not different from those of vehicle-treated offspring. The no-effect level for pre- and postnatal development in this study was 30 mg/kg/day (39-times higher than the MRHD on a mg/m² basis).

Labor and Delivery

The potential effects of ROZEREM on the duration of labor and/or delivery, for either the mother or the fetus, have not been studied. ROZEREM has no established use in labor and delivery.

Nursing Mothers

Ramelteon is secreted into the milk of lactating rats. It is not known whether this drug is excreted in human milk. No clinical studies in nursing mothers have been performed. The use of ROZEREM in nursing mothers is not recommended.

Pediatric Use

Safety and effectiveness of ROZEREM in pediatric patients have not been established. Further study is needed prior to determining that this product may be used safely in pre-pubescent and pubescent patients.

Geriatric Use

A total of 654 subjects in double-blind, placebo-controlled, efficacy trials who received ROZEREM were at least 65 years of age; of these, 199 were 75 years of age or older. No overall differences in safety or efficacy were observed between elderly and younger adult subjects.

ADVERSE REACTIONS

Overview

The data described in this section reflect exposure to ROZEREM in 4251 subjects, including 346 exposed for 6 months or longer, and 473 subjects for one year.

Adverse Reactions Resulting in Discontinuation of Treatment

Five percent of the 3594 individual subjects exposed to ROZEREM in clinical studies discontinued treatment owing to an adverse event, compared with 2% of the 1370 subjects receiving placebo. The most frequent adverse events leading to discontinuation in subjects receiving ROZEREM were somnolence (0.8%), dizziness (0.5%), nausea (0.3%), fatigue (0.3%), headache (0.3%), and insomnia (0.3%).

ROZEREM Most Commonly Observed Adverse Events in Phase 1-3 trials

The incidence of adverse events during the Phase 1 through 3 trials (% placebo, n=1370; % ramelteon 8 mg, n=1250) were: headache NOS (7%, 7%), somnolence (3%, 5%), fatigue (2%, 4%), dizziness (3%, 5%), nausea (2%, 3%), insomnia exacerbated (2%, 3%), upper respiratory tract infection NOS (2%, 3%), diarrhea NOS (2%, 2%), myalgia (1%, 2%), depression (1%, 2%), dysgeusia (1%, 2%), arthralgia (1%, 2%), influenza (0, 1%), blood cortisol decreased (0, 1%).

Because clinical trials are conducted under widely varying conditions, adverse reaction rates observed in the clinical trials of a drug cannot be directly compared to rates in clinical trials of other drugs, and may not reflect the rates observed in practice. The adverse reaction information from clinical trials does, however, provide a basis for identifying the adverse events that appear to be related to drug use and for approximating rates.

DRUG ABUSE AND DEPENDENCE

ROZEREM is not a controlled substance.

Human Data: See the **CLINICAL TRIALS** section, **Studies Pertinent to Safety Concerns for Sleep-Promoting Agents in the Complete Prescribing Information**.

Animal Data: Ramelteon did not produce any signals from animal behavioral studies indicating that the drug produces rewarding effects. Monkeys did not self-administer ramelteon and the drug did not induce a conditioned place preference in rats. There was no generalization between ramelteon and midazolam. Ramelteon did not affect rotarod performance, an indicator of disruption of motor function, and it did not potentiate the ability of diazepam to interfere with rotarod performance.

Discontinuation of ramelteon in animals or in humans after chronic administration did not produce withdrawal signs. Ramelteon does not appear to produce physical dependence.

OVERDOSAGE

Signs and Symptoms

No cases of ROZEREM overdose have been reported during clinical development.

ROZEREM was administered in single doses up to 160 mg in an abuse liability trial. No safety or tolerability concerns were seen.

Recommended Treatment

General symptomatic and supportive measures should be used, along with immediate gastric lavage where appropriate. Intravenous fluids should be administered as needed. As in all cases of drug overdose, respiration, pulse, blood pressure, and other appropriate vital signs should be monitored, and general supportive measures employed.

Hemodialysis does not effectively reduce exposure to ROZEREM. Therefore, the use of dialysis in the treatment of overdose is not appropriate.

Poison Control Center

As with the management of all overdosage, the possibility of multiple drug ingestion should be considered. The physician may contact a poison control center for current information on the management of overdosage.

Rx only

Manufactured by:
Takeda Pharmaceutical Company Limited
540-8645 Osaka, JAPAN

Manufactured in:
Takeda Ireland Ltd.
Kilurduery, County Wicklow, Republic of Ireland

Marketed by:
Takeda Pharmaceuticals America, Inc.
475 Half Day Road
Lincolnshire, IL 60069

ROZEREM™ is a trademark of Takeda Pharmaceutical Company Limited and used under license by Takeda Pharmaceuticals America, Inc.

©2005, Takeda Pharmaceuticals America, Inc. P102-0002-1

References: 1. Rozerem package insert, Takeda Pharmaceuticals America, Inc. 2. Johnson MW, Suess PE, Griffiths RR. Ramelteon: a novel hypnotic lacking abuse liability and sedative side effects. Arch Gen Psychiatry. In press.

FIRST
IN A NOVEL
CLASS OF
SLEEP
AGENTS

Start and stay with nonscheduled Rozerem— ZERO evidence of abuse or dependence



Clinical studies show no evidence
of potential abuse, dependence, or withdrawal*

- **First and only**—nonscheduled prescription insomnia medication...not a controlled substance and approved for long-term use¹
- **First and only**—prescription insomnia medication that targets the normal sleep-wake cycle¹
- **First and only**—prescription insomnia medication with no evidence of abuse potential in clinical studies¹
- **First and only**—prescription insomnia medication that does not promote sleep by CNS depression¹
- **Promote sleep with Rozerem**—patients who took Rozerem fell asleep faster than those who took placebo¹
- **One simple 8-mg dose**¹

*Rozerem is not a controlled substance. A clinical abuse liability study showed no differences indicative of abuse potential between Rozerem and placebo at doses up to 20 times the recommended dose (N=14). Three 35-day insomnia studies showed no evidence of rebound insomnia or withdrawal symptoms with Rozerem compared to placebo (N=2082).^{1,2}

Rozerem is indicated for the treatment of insomnia characterized by difficulty with sleep onset. Rozerem can be prescribed for long-term use. Rozerem should not be used in patients with hypersensitivity to any components of the formulation, severe hepatic impairment, or in combination with fluvoxamine. Failure of insomnia to remit after a reasonable period of time should be medically evaluated, as this may be the result of an unrecognized underlying medical disorder. Hypnotics should be administered with caution to patients exhibiting signs and symptoms of depression. Rozerem has not been studied in patients with severe sleep apnea, severe COPD, or in children or adolescents. The effects in these populations are unknown. Avoid taking Rozerem with alcohol. Rozerem has been associated with decreased testosterone levels and increased prolactin levels. Health professionals should be mindful of any unexplained symptoms possibly associated with such changes in these hormone levels. Rozerem should not be taken with or immediately after a high-fat meal. Rozerem should be taken within 30 minutes before going to bed and activities confined to preparing for bed. The most common adverse events seen with Rozerem that had at least a 2% incidence difference from placebo were somnolence, dizziness, and fatigue.

Please visit www.rozerem.com

Please see adjacent Brief Summary of Prescribing Information.

 **Rozerem**TM
ramelteon 8-mg tablets

*Proven for sleep.
Nonscheduled for added safety.*



Who will make mental health their number one priority?

Who will focus 100% of their research and development
on innovative treatments?

Who will constantly look for ways to support patients and caregivers?

Who will partner with mental healthcare professionals
with an unprecedented commitment?

WE WILL.



Janssen,L.P.

Exclusively dedicated to mental health

Please visit our Web site at www.janssen.com

MY PATIENTS WON'T REMISSION CRYING.

Cymbalta 60 mg/day provided high rates of remission (HAM-D₁₇ Total Score ≤ 7). In 4 pooled 60 mg/day studies, the remission rate for Cymbalta was 43% vs 27% on placebo ($P \leq .001$).¹

Cymbalta is indicated for the treatment of major depressive disorder (MDD).

Important Safety Information:

- Antidepressants increased the risk of suicidal thinking and behavior (suicidality) in short-term studies in children and adolescents with major depressive disorder (MDD) and other psychiatric disorders.
- Patients started on therapy should be observed closely for clinical worsening, suicidality, or unusual changes in behavior.
- Cymbalta is not approved for use in pediatric patients.

Cymbalta should not be used concomitantly with monoamine oxidase inhibitors (MAOIs) or thioridazine and not in patients with a known hypersensitivity or with uncontrolled narrow-angle glaucoma.

Clinical worsening and suicide risk: All adult and pediatric patients being treated with an antidepressant for any indication should be observed closely for clinical worsening, suicidality, and unusual changes in behavior, especially when initiating drug therapy and when increasing or decreasing the dose. A health professional should be immediately notified if the depression is persistently worse or there are symptoms that are severe, sudden, or were not part of the patient's presentation. If discontinuing treatment, taper the medication.

Cymbalta should not be administered to patients with any hepatic insufficiency or patients with end-stage renal disease (requiring dialysis) or severe renal impairment (CrCl < 30 mL/min).

www.insideCymbalta.com

Postmarketing, severe elevations of liver enzymes or liver injury with a hepatocellular, cholestatic, or mixed pattern have been reported.

Cymbalta should generally not be prescribed to patients with substantial alcohol use or evidence of chronic liver disease.

Most common adverse events ($\geq 5\%$ and at least twice placebo) in MDD premarketing clinical trials were: nausea, dry mouth, constipation, fatigue, decreased appetite, somnolence, and increased sweating.

Reference:

1. Data on file, Lilly Research Laboratories: CYM20060101C.

See Brief Summary of full Prescribing Information, including Boxed Warning, on adjacent page.

DD41303 0906 PRINTED IN USA © 2006, ELI LILLY AND COMPANY. ALL RIGHTS RESERVED.
Cymbalta is a registered trademark of Eli Lilly and Company.


Cymbalta[®] DELAYED
RELEASE
duloxetine HCl CAPSULES

Lilly

CYMBALTA® (duloxetine hydrochloride) Delayed-release Capsules

Brief Summary: Consult the package insert for complete prescribing information.

WARNING

Suicidality in Children and Adolescents—Antidepressants increased the risk of suicidal thinking and behavior (suicidality) in short-term studies in children and adolescents with major depressive disorder (MDD) and other psychiatric disorders. Anyone considering the use of Cymbalta or any other antidepressant in a child or adolescent must balance this risk with the clinical need. Patients who are started on therapy should be observed closely for clinical worsening, suicidality, or unusual changes in behavior. Families and caregivers should be advised of the need for close observation and communication with the prescriber. Cymbalta is not approved for use in pediatric patients. (See WARNINGS and PRECAUTIONS, Pediatric Use.)

Pooled analyses of short-term (4 to 16 weeks) placebo-controlled trials of 9 antidepressant drugs (SSRIs and others) in children and adolescents with major depressive disorder (MDD), obsessive compulsive disorder (OCD), or other psychiatric disorders (a total of 24 trials involving over 4400 patients) have revealed a greater risk of adverse events representing suicidal thinking or behavior (suicidality) during the first few months of treatment in those receiving antidepressants. The average risk of such events in patients receiving antidepressants was 4%, twice the placebo risk of 2%. No suicides occurred in these trials.

INDICATIONS AND USAGE: Cymbalta is indicated for the treatment of major depressive disorder (MDD). Cymbalta is indicated for the management of neuropathic pain associated with diabetic peripheral neuropathy (DPN).

CONTRAINDICATIONS: Hypersensitivity—Known hypersensitivity to duloxetine or any of the inactive ingredients. **Monamine Oxidase Inhibitors (MAOIs)**—Concomitant use with Cymbalta is contraindicated (see WARNINGS). **Uncontrolled Narrow-Angle Glaucoma**—In clinical trials, Cymbalta use was associated with an increased risk of mydriasis; therefore, its use is not recommended in patients with uncontrolled narrow-angle glaucoma.

WARNINGS: Clinical Worsening and Suicide Risk—Patients with MDD, both adult and pediatric, may experience worsening of their depression and/or the emergence of suicidal ideation and behavior (suicidality) or unusual changes in behavior, whether or not they are taking antidepressant medications, and this risk may persist until significant remission occurs. There has been a long-standing concern that antidepressants may have a role in inducing worsening of depression and the emergence of suicidality in certain patients. Antidepressants increased the risk of suicidal thinking and behavior (suicidality) in short-term studies in children and adolescents with MDD and other psychiatric disorders.

Pooled analyses of short-term placebo-controlled trials of 9 antidepressant drugs (SSRIs and others) in children and adolescents with MDD, OCD, or other psychiatric disorders (a total of 24 trials involving over 4400 patients) have revealed a greater risk of adverse events representing suicidal behavior or thinking (suicidality) during the first few months of treatment in those receiving antidepressants. The average risk of such events in patients receiving antidepressants was 4%, twice the placebo risk of 2%. There was considerable variation in risk among drugs, but a tendency toward an increase for almost all drugs studied. The risk of suicidality was most consistently observed in the MDD trials, but there were signals of risk arising from some trials in other psychiatric indications (obsessive compulsive disorder and social anxiety disorder) as well. **No suicides occurred in any of these trials.** It is unknown whether the suicidality risk in pediatric patients extends to longer-term use, ie, beyond several months. It is also unknown whether the suicidality risk extends to adults.

All pediatric patients being treated with antidepressants for any indication should be observed closely for clinical worsening, suicidality, and unusual changes in behavior, especially during the initial few months of a course of drug therapy, or at times of dose changes, either increases or decreases. Such observation would generally include at least weekly face-to-face contact with patients or their family members or caregivers during the first 4 weeks of treatment, then every other week visits for the next 4 weeks, then at 12 weeks, and as clinically indicated beyond 12 weeks. Additional contact by telephone may be appropriate between face to face visits.

Adults with MDD or co-morbid depression in the setting of other psychiatric illness being treated with antidepressants should be observed similarly for clinical worsening and suicidality, especially during the initial few months of a course of drug therapy, or at times of dose changes, either increases or decreases.

The following symptoms, anxiety, agitation, panic attacks, insomnia, irritability, hostility, aggressiveness, impulsivity, akathisia (psychomotor restlessness), hypomania, and mania, have been reported in adult and pediatric patients being treated with antidepressants for MDD as well as for other indications, both psychiatric and nonpsychiatric. Although a causal link between the emergence of such symptoms and either the worsening of depression and/or the emergence of suicidal impulses has not been established, there is concern that such symptoms may represent precursors to emerging suicidality.

Consideration should be given to changing the therapeutic regimen, including possibly discontinuing the medication, in patients whose depression is persistently worse, or who are experiencing emergent suicidality or symptoms that might be precursors to worsening depression or suicidality, especially if these symptoms are severe, abrupt in onset, or were not part of the patient's presenting symptoms.

If the decision has been made to discontinue treatment, medication should be tapered, as rapidly as is feasible, but with recognition that abrupt discontinuation can be associated with certain symptoms (see PRECAUTIONS, Discontinuation of Treatment with Cymbalta).

Families and caregivers of pediatric patients being treated with antidepressants for major depressive disorder or other indications, both psychiatric and nonpsychiatric, should be alerted about the need to monitor patients for the emergence of agitation, irritability, unusual changes in behavior, and the other symptoms described above, as well as the emergence of suicidality, and to report such symptoms immediately to health care providers. Such monitoring should include daily observation by families and caregivers. Prescriptions for Cymbalta should be written for the smallest quantity of capsules consistent with good patient management, in order to reduce the risk of overdose. Families and caregivers of adults being treated for depression should be similarly advised.

Screening Patients for Bipolar Disorder—A major depressive episode may be the initial presentation of bipolar disorder. It is generally believed (though not established in controlled trials) that treating such an episode with an antidepressant alone may increase the likelihood of precipitation of a mixed/manic episode in patients at risk for bipolar disorder. Whether any of the symptoms described above represent such a conversion is unknown. However, prior to initiating treatment with an antidepressant, patients with depressive symptoms should be adequately screened to determine if they are at risk for bipolar disorder; such screening should include a detailed psychiatric history, including a family history of suicide, bipolar disorder, and depression. It should be noted that Cymbalta is not approved for use in treating bipolar depression.

MAOIs—In patients receiving a serotonin reuptake inhibitor (SSRI) in combination with an MAOI, there have been reports of serious, sometimes fatal, reactions including hyperthermia, rigidity, myoclonus, autonomic instability with possible rapid fluctuations of vital signs, and mental status changes that include extreme agitation progressing to delirium and coma. These reactions have also been reported in patients who have recently discontinued SSRIs and are then started on an MAOI. Some cases presented with features resembling neuroleptic malignant syndrome. The effects of combined use of Cymbalta and MAOIs have not been evaluated in humans or animals. Therefore, because Cymbalta is an inhibitor of both serotonin and norepinephrine reuptake, it is recommended that Cymbalta not be used in combination with an MAOI, or within at least 14 days of discontinuing treatment with an MAOI. Based on the half-life of Cymbalta, at least 5 days should be allowed after stopping Cymbalta before starting an MAOI.

PRECAUTIONS: General—Hepatotoxicity—Cymbalta increases the risk of elevation of serum transaminase levels. Liver transaminase elevations resulted in the discontinuation of 0.4% (31/8454) of Cymbalta-treated patients. In these patients, the median time to detection of the transaminase elevation was about two months. In controlled trials in MDD, elevations of alanine transaminase (ALT) to >3 times the upper limit of normal occurred in 0.9% (8/930) of Cymbalta-treated patients and in 0.3% (2/652) of placebo-treated patients. In controlled trials in DPN, elevations of ALT to >3 times the upper limit of normal occurred in 1.68% (8/477) of Cymbalta-treated patients and in 0% (0/187) of placebo-treated patients. In the full cohort of placebo-controlled trials in any indication, 1% (39/3732) of Cymbalta-treated patients had a >3 times the

upper limit of normal elevation of ALT compared to 0.2% (6/2568) of placebo-treated patients. In placebo-controlled studies using a fixed-dose design, there was evidence of a dose-response relationship for ALT and AST elevation of >3 times the upper limit of normal and >5 times the upper limit of normal, respectively. Postmarketing reports have described cases of hepatitis with abdominal pain, hepatomegaly and elevation of transaminase levels to more than twenty times the upper limit of normal with or without jaundice, reflecting a mixed or hepatocellular pattern of liver injury. Cases of cholestatic jaundice with minimal elevation of transaminase levels have also been reported.

The combination of transaminase elevations and elevated bilirubin, without evidence of obstruction, is generally recognized as an important predictor of severe liver injury. In clinical trials, three Cymbalta patients had elevations of transaminases and bilirubin, but also had elevation of alkaline phosphatase, suggesting an obstructive process; in these patients, there was evidence of heavy alcohol use and this may have contributed to the abnormalities seen. Two placebo-treated patients also had transaminase elevations with elevated bilirubin. Postmarketing reports indicate that elevated transaminases, bilirubin and alkaline phosphatase have occurred in patients with chronic liver disease or cirrhosis. Because it is possible that duloxetine and alcohol may interact to cause liver injury or that duloxetine may aggravate pre-existing liver disease, Cymbalta should ordinarily not be prescribed to patients with substantial alcohol use or evidence of chronic liver disease. **Effect on Blood Pressure**—In MDD clinical trials, Cymbalta treatment was associated with mean increases in blood pressure, averaging 2 mm Hg systolic and 0.5 mm Hg diastolic and an increase in the incidence of at least one measurement of systolic blood pressure over 140 mm Hg compared to placebo. Blood pressure should be measured prior to initiating treatment and periodically measured throughout treatment (see ADVERSE REACTIONS, Vital Sign Changes). **Activation of Mania/Hypomania**—In placebo-controlled trials in patients with MDD, activation of mania or hypomania was reported in 0.1% (1/1139) of Cymbalta-treated patients and 0.1% (1/777) of placebo-treated patients.

Activation of mania/hypomania has been reported in a small proportion of patients with mood disorders who were treated with other marketed drugs effective in the treatment of MDD. As with these other agents, Cymbalta should be used cautiously in patients with a history of mania. **Seizures**—Cymbalta has not been systematically evaluated in patients with a seizure disorder, and such patients were excluded from clinical studies. In placebo-controlled clinical trials in patients with MDD, seizures occurred in 0.1% (1/1139) of Cymbalta-treated patients and 0% (0/777) of placebo treated patients. In placebo-controlled clinical trials in patients with diabetic peripheral neuropathy, seizures did not occur in any patients treated with either Cymbalta or placebo. Cymbalta should be prescribed with care in patients with a history of a seizure disorder.

Controlled Narrow-Angle Glaucoma—In clinical trials, Cymbalta was associated with an increased risk of mydriasis; therefore, it should be used cautiously in patients with controlled narrow-angle glaucoma (see CONTRAINDICATIONS, Uncontrolled Narrow-Angle Glaucoma). **Discontinuation of Treatment with Cymbalta**—Discontinuation symptoms have been systematically evaluated in patients taking Cymbalta. Following abrupt discontinuation in MDD placebo-controlled clinical trials of up to 9 weeks duration, the following symptoms occurred at a rate greater than or equal to 2% and at a significantly higher rate in Cymbalta-treated patients compared to those discontinuing from placebo: dizziness; nausea; headache; paresthesia; vomiting; irritability; and nightmare.

During marketing of other SSRIs and SNRIs (serotonin and norepinephrine reuptake inhibitors), there have been spontaneous reports of adverse events occurring upon discontinuation of these drugs, particularly when abrupt, including the following: dysphoric mood, irritability, agitation, dizziness, sensory disturbances (eg, paresthesias such as electric shock sensations), anxiety, confusion, headache, lethargy, emotional lability, insomnia, hypomania, tinnitus, and seizures. Although these events are generally self-limiting, some have been reported to be severe.

Patients should be monitored for these symptoms when discontinuing treatment with Cymbalta. A gradual reduction in the dose rather than abrupt cessation is recommended whenever possible. If intolerable symptoms occur following a decrease in the dose or upon discontinuation of treatment, then resuming the previously prescribed dose may be considered. Subsequently, the physician may continue decreasing the dose but at a more gradual rate.

Use in Patients with Concomitant Illness—Clinical experience with Cymbalta in patients with concomitant systemic illnesses is limited. There is no information on the effect that alterations in gastric motility may have on the stability of Cymbalta's enteric coating. As duloxetine is rapidly hydrolyzed in acidic media to naphthol, caution is advised in using Cymbalta in patients with conditions that may slow gastric emptying (eg, some diabetics). Cymbalta has not been systematically evaluated in patients with a recent history of myocardial infarction or unstable coronary artery disease. Patients with these diagnoses were generally excluded from clinical studies during the product's premarketing testing. However, the electrocardiograms of 321 patients who received Cymbalta in MDD placebo-controlled clinical trials and had qualitatively normal ECGs at baseline were evaluated; Cymbalta was not associated with the development of clinically significant ECG abnormalities (see ADVERSE REACTIONS, Electrocardiogram Changes). In DPN placebo-controlled clinical trials, Cymbalta-treated patients did not develop abnormal ECGs at a rate different from that in placebo-treated patients (see ADVERSE REACTIONS, Electrocardiogram Changes). In three clinical trials of Cymbalta for the management of neuropathic pain associated with diabetic peripheral neuropathy, the mean duration of diabetes was approximately 12 years, the mean baseline fasting blood glucose was 176 mg/dL, and the mean baseline hemoglobin A_{1c} (HbA_{1c}) was 7.8%. In the 12-week acute treatment phase of these studies, small increases in fasting blood glucose were observed in Cymbalta-treated patients. HbA_{1c} was stable in both Cymbalta-treated and placebo-treated patients. In the extension phase of these studies, which lasted up to 52 weeks, there was an increase in HbA_{1c} in both the Cymbalta and the routine care groups, but the mean increase was 0.3% greater in the Cymbalta-treated group. There was also a small increase in fasting blood glucose in the Cymbalta-treated group. Total cholesterol was increased in Cymbalta-treated patients (2 mg/dL) and decreased in the routine care group (6 mg/dL). Increased plasma concentrations of duloxetine, and especially of its metabolites, occur in patients with end-stage renal disease (requiring dialysis). For this reason, Cymbalta is not recommended for patients with end-stage renal disease or severe renal impairment (creatinine clearance <30 mL/min). Markedly increased exposure to duloxetine occurs in patients with hepatic insufficiency and Cymbalta should not be administered to these patients.

Laboratory Tests—No specific laboratory tests are recommended.

Drug Interactions—Potential for Other Drugs to Affect Cymbalta—Both CYP1A2 and CYP2D6 are responsible for duloxetine metabolism. **Inhibitors of CYP1A2**—Concomitant use of duloxetine with fluvoxamine, an inhibitor of CYP1A2, results in approximately a 6-fold increase in AUC and about a 2.5-fold increase in C_{max} of duloxetine. Some quinolone antibiotics would be expected to have similar effects and these combinations should be avoided. **Inhibitors of CYP2D6**—Because CYP2D6 is involved in duloxetine metabolism, concomitant use of duloxetine with potent inhibitors of CYP2D6 may result in higher concentrations of duloxetine. Paroxetine (20 mg QD) increased the concentration of duloxetine (40 mg QD) by about 60%, and greater degrees of inhibition are expected with higher doses of paroxetine. Similar effects would be expected with other potent CYP2D6 inhibitors (eg, fluoxetine, quinidine). **Potential for Duloxetine to Affect Other Drugs—Drugs Metabolized by CYP1A2**—*In vitro* drug interaction studies demonstrate that duloxetine does not induce CYP1A2 activity, and it is unlikely to have a clinically significant effect on the metabolism of CYP1A2 substrates. **Drugs Metabolized by CYP2D6**—Cymbalta is a moderate inhibitor of CYP2D6. When duloxetine was administered (at a dose of 60 mg BID) in conjunction with a single 50-mg dose of desipramine, a CYP2D6 substrate, the AUC of desipramine increased 3-fold. Therefore, co-administration of Cymbalta with other drugs that are extensively metabolized by this isozyme and which have a narrow therapeutic index, including certain antidepressants (tricyclic antidepressants [TCAs], such as nortriptyline, amitriptyline, and imipramine), phenothiazines and Type 1c antiarrhythmics (eg, propafenone, flecainide), should be approached with caution. Plasma TCA concentrations may need to be monitored and the dose of the TCA may need to be reduced if a TCA is co-administered with Cymbalta. Because of the risk of serious ventricular arrhythmias and sudden death potentially associated with elevated plasma levels of thioridazine, Cymbalta and thioridazine should not be co-administered.

Drugs Metabolized by CYP3A—Results of *in vitro* studies demonstrate that duloxetine does not inhibit or induce CYP3A activity. **Cymbalta May Have a Clinically Important Interaction with the Following Other Drugs—Alcohol**—When Cymbalta and ethanol were administered several hours apart so that peak concentrations of each would coincide, Cymbalta did not increase the impairment of mental and motor skills caused by alcohol. In the Cymbalta clinical trials database, three Cymbalta-treated patients had liver injury as manifested by ALT and total bilirubin elevations, with evidence of obstruction. Substantial intercurrent ethanol use was present in each of these cases, and this may have contributed to the abnormalities seen (see PRECAUTIONS, Hepatotoxicity). **CNS-Acting Drugs**—Given the primary CNS effects of Cymbalta, it should be used with caution when it is taken in combination with or substituted for other centrally acting drugs, including those with a similar mechanism of action. **Potential for Interaction with Drugs that Affect Gastric Acidity**—Cymbalta has an enteric coating that resists dissolution until reaching a segment of the gastrointestinal tract where the pH exceeds 5.5. In extremely acidic conditions, Cymbalta, unprotected by the enteric coating, may undergo hydrolysis to form naphthol. Caution is advised in using Cymbalta in patients with conditions that may slow gastric emptying (eg, some diabetics). Drugs that raise the gastrointestinal pH may lead to an earlier release of duloxetine. However, co-administration of Cymbalta

with aluminum- and magnesium-containing antacids (51 mEq) or Cymbalta with famotidine, had no significant effect on the rate or extent of duloxetine absorption after administration of a 40-mg oral dose. It is unknown whether the concomitant administration of proton pump inhibitors affects duloxetine absorption.

Monoamine Oxidase Inhibitors—See CONTRAINDICATIONS and WARNINGS.
Organogenesis, Mutagenesis, Impairment of Fertility—Carcinogenesis—Duloxetine was administered in the diet to mice and rats for 2 years. In female mice receiving duloxetine at 140 mg/kg/day (11 times the maximum recommended human dose [MRHD, 60 mg/day]) and 6 times the human dose of 120 mg/day on a mg/m² basis, there was an increased incidence of hepatocellular adenomas and carcinomas. The no-effect dose was 50 mg/kg/day (4 times the MRHD and 2 times the human dose of 120 mg/day on a mg/m² basis). Tumor incidence was not increased in male mice receiving duloxetine at doses up to 100 mg/kg/day (8 times the MRHD and 4 times the human dose of 120 mg/day on a mg/m² basis). In rats, dietary doses of duloxetine up to 27 mg/kg/day in females (4 times the MRHD and 2 times the human dose of 120 mg/day on a mg/m² basis) and up to 36 mg/kg/day in males (6 times the MRHD and 3 times the human dose of 120 mg/day on a mg/m² basis) did not increase the incidence of tumors. **Mutagenesis—**Duloxetine was not mutagenic in the *in vitro* bacterial reverse mutation assay (Ames test) and was not clastogenic in an *in vivo* chromosomal aberration test in mouse bone marrow cells. Additionally, duloxetine was not genotoxic in an *in vitro* mammalian forward gene mutation assay in mouse lymphoma cells or in an *in vitro* unscheduled DNA synthesis (UDS) assay in primary rat hepatocytes, and did not induce sister chromatid exchange in Chinese hamster bone marrow *in vivo*. **Impairment of Fertility—**Duloxetine administered orally to either male or female rats prior to and throughout mating at daily doses up to 45 mg/kg/day (7 times the maximum recommended human dose of 60 mg/day and 4 times the human dose of 120 mg/day on a mg/m² basis) did not alter mating or fertility.

Pregnancy—Pregnancy Category C—In animal reproduction studies, duloxetine has been shown to have adverse effects on embryo/fetal and postnatal development. When duloxetine was administered orally to pregnant rats and rabbits during the period of organogenesis, there was no evidence of teratogenicity at doses up to 45 mg/kg/day (7 times the maximum recommended human dose [MRHD, 60 mg/day]) and 4 times the human dose of 120 mg/day on a mg/m² basis, in rats; 15 times the MRHD and 7 times the human dose of 120 mg/day on a mg/m² basis in rabbits). However, fetal weights were decreased at this dose, with a no-effect dose of 10 mg/kg/day (2 times the MRHD and =1 times the human dose of 120 mg/day on a mg/m² basis in rats; 3 times the MRHD and 2 times the human dose of 120 mg/day on a mg/m² basis in rabbits). When duloxetine was administered orally to pregnant rats throughout gestation and lactation, the survival of pups to 1 day postpartum and pup body weights at birth and during the lactation period were decreased at a dose of 30 mg/kg/day (5 times the MRHD and 2 times the human dose of 120 mg/day on a mg/m² basis); the no-effect dose was 10 mg/kg/day. Furthermore, behaviors consistent with increased reactivity, such as increased startle response to noise and decreased habituation of locomotor activity, were observed in pups following maternal exposure to 30 mg/kg/day. Post-weaning growth and reproductive performance of the progeny were not affected adversely by maternal duloxetine treatment.

There are no adequate and well-controlled studies in pregnant women; therefore, duloxetine should be used during pregnancy only if the potential benefit justifies the potential risk to the fetus.

Nonteratogenic Effects—Neonates exposed to SSRIs or serotonin and norepinephrine reuptake inhibitors (SNRIs), late in the third trimester have developed complications requiring prolonged hospitalization, respiratory support, and tube feeding. Such complications can arise immediately upon delivery. Reported clinical findings have included respiratory distress, cyanosis, apnea, seizures, temperature instability, feeding difficulty, vomiting, hypoglycemia, hypotonia, hyperreflexia, tremor, jitteriness, irritability, and constant crying. These features are consistent with either a direct toxic effect of SSRIs and SNRIs or, possibly, a drug discontinuation syndrome. It should be noted that, in some cases, the clinical picture is consistent with serotonin syndrome (see WARNINGS, Monoamine Oxidase Inhibitors). When treating a pregnant woman with Cymbalta during the third trimester, the physician should carefully consider the potential risks and benefits of treatment.

Labor and Delivery—The effect of duloxetine on labor and delivery in humans is unknown. Duloxetine should be used during labor and delivery only if the potential benefit justifies the potential risk to the fetus.

Nursing Mothers—Duloxetine is excreted into the milk of lactating women. The estimated daily infant dose on a mg/kg basis is approximately 0.14% of the maternal dose. Because the safety of duloxetine in infants is not known, nursing while on Cymbalta is not recommended. However, if the physician determines that the benefit of duloxetine therapy for the mother outweighs any potential risk to the infant, no dosage adjustment is required as lactation did not influence duloxetine pharmacokinetics.

Pediatric Use—Safety and effectiveness in the pediatric population have not been established (see BOX WARNING and WARNINGS, Clinical Worsening and Suicide Risk). Anyone considering the use of Cymbalta in a child or adolescent must balance the potential risks with the clinical need.

Geriatric Use—Of the 2418 patients in clinical studies of Cymbalta for MDD, 5.9% (143) were 65 years of age or over. Of the 1074 patients in the DPN studies, 33% (357) were 65 years of age or over. No overall differences in safety or effectiveness were observed between these subjects and younger subjects, and other reported clinical experience has not identified differences in responses between the elderly and younger patients, but greater sensitivity of some older individuals cannot be ruled out.

ADVERSE REACTIONS: Cymbalta has been evaluated for safety in 2418 patients diagnosed with MDD who participated in multiple-dose premarketing trials, representing 1099 patient-years of exposure. Among these 2418 Cymbalta-treated patients, 1139 patients participated in eight 8 or 9 week, placebo-controlled trials at doses ranging from 40 to 120 mg/day, while the remaining 1279 patients were followed for up to 1 year in an open-label safety study using flexible doses from 80 to 120 mg/day. Two placebo-controlled studies with doses of 80 and 120 mg/day had 6-month maintenance extensions. Of these 2418 patients, 993 Cymbalta-treated patients were exposed for at least 180 days and 445 Cymbalta-treated patients were exposed for at least 1 year. Cymbalta has also been evaluated for safety in 1074 patients with diabetic peripheral neuropathy representing 472 patient-years of exposure. Among these 1074 Cymbalta-treated patients, 568 patients participated in two 12 to 13-week, placebo-controlled trials at doses ranging from 20 to 120 mg/day. An additional 449 patients were enrolled in an open-label safety study using 120 mg/day for a duration of 6 months. Another 57 patients, originally treated with placebo, were exposed to Cymbalta for up to 12 months at 60 mg twice daily in an extension phase. Among these 1074 patients, 484 had 6 months of exposure to Cymbalta, and 220 had 12 months of exposure. For both MDD and DPN clinical trials, adverse reactions were assessed by collecting adverse events, results of physical examinations, vital signs, weights, laboratory analyses, and ECGs.

Clinical investigators recorded adverse events using descriptive terminology of their own choosing. To provide a meaningful estimate of the proportion of individuals experiencing adverse events, grouping similar types of events into a smaller number of standardized event categories is necessary. MedDRA terminology was used to classify reported adverse events.

The stated frequencies of adverse events represent the proportion of individuals who experienced, at least once, a treatment-emergent adverse event of the type listed. An event was considered treatment-emergent if it occurred for the first time or worsened while receiving therapy following baseline evaluation. Events reported during the studies were not necessarily caused by the therapy, and the frequencies do not reflect investigator impression (assessment) of causality.

Adverse Events Reported as Reasons for Discontinuation of Treatment in Placebo-Controlled Trials—Major Depressive Disorder—Approximately 10% of the 1139 patients who received Cymbalta in the MDD placebo-controlled trials discontinued treatment due to an adverse event, compared with 4% of the 777 patients receiving placebo. Nausea (Cymbalta 1.4%, placebo 0.1%) was the only common adverse event reported as reason for discontinuation and considered to be drug-related (ie, discontinuation occurring in at least 1% of the Cymbalta-treated patients and at a rate of at least twice that of placebo). **Diabetic Peripheral Neuropathic Pain—**Approximately 14% of the 568 patients who received Cymbalta in the DPN placebo-controlled trials discontinued treatment due to an adverse event, compared with 7% of the 223 patients receiving placebo. Nausea (Cymbalta 3.5%, placebo 0.4%), dizziness (Cymbalta 1.6%, placebo 0.4%), somnolence (Cymbalta 1.6%, placebo 0%) and fatigue (Cymbalta 1.1%, placebo 0%) were the common adverse events reported as reasons for discontinuation and considered to be drug-related (ie, discontinuation occurring in at least 1% of the Cymbalta-treated patients and at a rate of at least twice that of placebo).

Adverse Events Occurring at an Incidence of 2% or More Among Cymbalta-Treated Patients in Placebo-Controlled Trials—Major Depressive Disorder—Treatment-emergent adverse events that occurred in 2% or more of patients treated with Cymbalta in the premarketing acute phase of MDD placebo-controlled trials (N=1139 Cymbalta; N=777 placebo) with an incidence greater than placebo were: **Gastrointestinal Disorders—**nausea, dry mouth, constipation, diarrhea, vomiting; **Metabolism and Nutrition Disorders—**appetite decreased (includes anorexia); **Investigations—**weight decreased; **General Disorders and Administration Site Conditions—**fatigue; **Nervous System Disorders—**dizziness, somnolence, tremors; **Skin and Subcutaneous Tissue Disorders—**sweating increased; **Vascular Disorders—**hot flushes; **Eye Disorders—**vision blurred; **Psychiatric Disorders—**insomnia (includes middle insomnia), anxiety, libido decreased, orgasm abnormal (includes anorgasmia); **Reproductive System and Breast Disorders—**males only: erectile dysfunction, ejaculation delayed, ejaculatory dysfunction (includes ejaculation disorder and ejaculation failure).

The following events were reported by at least 2% of patients treated with Cymbalta for MDD and had an incidence \leq placebo: upper abdominal pain, palpitations, dyspepsia, back pain, arthralgia, headache, pharyngitis, cough, nasopharyngitis, and upper respiratory tract infection.

The most commonly observed adverse events in Cymbalta-treated MDD patients (incidence \geq 5% and at least twice the incidence in placebo patients) were: nausea; dry mouth; constipation; decreased appetite; fatigue; somnolence; and increased sweating.

Diabetic Peripheral Neuropathic Pain—Treatment emergent adverse events that occurred in 2% or more of patients treated with Cymbalta in the premarketing acute phase of DPN placebo-controlled trials (N=225 Cymbalta 60 mg BID; N=228 Cymbalta 60 mg QD; N=115 Cymbalta 20 mg QD; N=223 placebo) with an incidence greater than placebo were: **Gastrointestinal Disorders—**nausea, constipation, diarrhea, dry mouth, vomiting, dyspepsia, loose stools; **General Disorders and Administration Site Conditions—**fatigue, asthenia, pyrexia; **Infections and Infestations—**nasopharyngitis; **Metabolism and Nutrition Disorders—**decreased appetite, anorexia; **Musculoskeletal and Connective Tissue Disorders—**muscle cramp, myalgia; **Nervous System Disorders—**somnolence, headache, dizziness, tremor; **Psychiatric Disorders—**insomnia; **Renal and Urinary Disorders—**pollakiuria; **Reproductive System and Breast Disorders—**erectile dysfunction; **Respiratory, Thoracic and Mediastinal Disorders—**cough, pharyngolaryngeal pain; **Skin and Subcutaneous Tissue Disorders—**hyperhidrosis.

The following events were reported by at least 2% of patients treated with Cymbalta for DPN and had an incidence \leq placebo: edema peripheral, influenza, upper respiratory tract infection, back pain, arthralgia, pain in extremity, and pruritus.

The most commonly observed adverse events in Cymbalta-treated DPN patients (incidence \geq 5% and at least twice the incidence in placebo patients) were: nausea; somnolence; dizziness; constipation; dry mouth; hyperhidrosis; decreased appetite; and asthenia.

Adverse events seen in men and women were generally similar except for effects on sexual function (described below). Clinical studies of Cymbalta did not suggest a difference in adverse event rates in people over or under 65 years of age. There were too few non-Caucasian patients studied to determine if these patients responded differently from Caucasian patients.

Effects on Male and Female Sexual Function—Although changes in sexual desire, sexual performance and sexual satisfaction often occur as manifestations of a psychiatric disorder, they may also be a consequence of pharmacologic treatment. Reliable estimates of the incidence and severity of untoward experiences involving sexual desire, performance and satisfaction are difficult to obtain, however, in part because patients and physicians may be reluctant to discuss them. Accordingly, estimates of the incidence of untoward sexual experience and performance cited in product labeling are likely to underestimate their actual incidence. Sexual side effects spontaneously reported by at least 2% of either male or female patients taking Cymbalta in MDD placebo-controlled trials were: Males (N=378 Cymbalta; N=247 placebo): orgasm abnormal (includes anorgasmia), ejaculatory dysfunction (includes ejaculation disorder and ejaculation failure), libido decreased, erectile dysfunction, ejaculation delayed. Females (N=761 Cymbalta; N=530 placebo): orgasm abnormal, libido decreased.

Because adverse sexual events are presumed to be voluntarily underreported, the Arizona Sexual Experience Scale (ASEX), a validated measure designed to identify sexual side effects, was used prospectively in 4 MDD placebo-controlled trials. In these trials, patients treated with Cymbalta experienced significantly more sexual dysfunction, as measured by the total score on the ASEX, than did patients treated with placebo. Gender analysis showed that this difference occurred only in males. Males treated with Cymbalta experienced more difficulty with ability to reach orgasm (ASEX item 4) than males treated with placebo. Females did not experience more sexual dysfunction on Cymbalta than on placebo as measured by ASEX total score. These studies did not, however, include an active control with known effects on female sexual dysfunction, so that there is no evidence that its effects differ from other antidepressants. Physicians should routinely inquire about possible sexual side effects. See Table 4 in full PI for specific ASEX results.

Urinary Hesitation—Cymbalta is in a class of drugs known to affect urethral resistance. If symptoms of urinary hesitation develop during treatment with Cymbalta, consideration should be given to the possibility that they might be drug-related. **Laboratory Changes—**Cymbalta treatment, for up to 9 weeks in MDD or 13 weeks in DPN placebo-controlled clinical trials, was associated with small mean increases from baseline to endpoint in ALT, AST, CPK, and alkaline phosphatase; infrequent, modest, transient, abnormal values were observed for these analytes in Cymbalta-treated patients when compared with placebo-treated patients (see PRECAUTIONS). **Vital Sign Changes—**Cymbalta treatment, for up to 9 weeks in MDD placebo-controlled clinical trials of 40 to 120 mg daily doses caused increases in blood pressure, averaging 2 mm Hg systolic and 0.5 mm Hg diastolic compared to placebo and an increase in the incidence of at least one measurement of systolic blood pressure over 140 mm Hg (see PRECAUTIONS). Cymbalta treatment, for up to 9 weeks in MDD placebo-controlled clinical trials and for up to 13 weeks in DPN placebo-controlled trials caused a small increase in heart rate compared to placebo of about 2 beats per minute. **Weight Changes—**In MDD placebo-controlled clinical trials, patients treated with Cymbalta for up to 9 weeks experienced a mean weight loss of approximately 0.5 kg, compared with a mean weight gain of approximately 0.2 kg in placebo-treated patients. In DPN placebo-controlled clinical trials, patients treated with Cymbalta for up to 13 weeks experienced a mean weight loss of approximately 1.1 kg, compared with a mean weight gain of approximately 0.2 kg in placebo-treated patients. **Electrocardiogram Changes—**Electrocardiograms were obtained from 321 Cymbalta-treated patients with MDD and 169 placebo-treated patients in clinical trials lasting up to 8 weeks. The rate-corrected QT (QTc) interval in Cymbalta-treated patients did not differ from that seen in placebo-treated patients. No clinically significant differences were observed for QT, PR, and QRS intervals between Cymbalta-treated and placebo-treated patients. Electrocardiograms were obtained from 528 Cymbalta-treated patients with DPN and 205 placebo-treated patients in clinical trials lasting up to 13 weeks. The rate-corrected QT (QTc) interval in Cymbalta-treated patients did not differ from that seen in placebo-treated patients. No clinically significant differences were observed for QT, PR, QRS, or QTc measurements between Cymbalta-treated and placebo-treated patients.

Postmarketing Spontaneous Reports—Adverse events reported rarely since market introduction that were temporally related to Cymbalta therapy include: hallucinations, rash, and urinary retention. The following adverse events were reported very rarely: alanine aminotransferase increased, alkaline phosphatase increased, anaphylactic reaction, angioneurotic edema, aspartate aminotransferase increased, bilirubin increased, extrapyramidal disorder, glaucoma, hepatitis, hyponatremia, jaundice, orthostatic hypotension (especially at the initiation of treatment), serotonin syndrome, Stevens-Johnson Syndrome, syncope (especially at initiation of treatment), syndrome of inappropriate antidiuretic hormone secretion (SIADH), and urticaria.

DRUG ABUSE AND DEPENDENCE: Controlled Substance Class—Duloxetine is not a controlled substance. **Physical and Psychological Dependence—**In animal studies, duloxetine did not demonstrate barbiturate-like (depressant) abuse potential. In drug dependence studies, duloxetine did not demonstrate dependence-producing potential in rats.

While Cymbalta has not been systematically studied in humans for its potential for abuse, there was no indication of drug-seeking behavior in the clinical trials. However, it is not possible to predict on the basis of premarketing experience the extent to which a CNS-active drug will be misused, diverted, and/or abused once marketed. Consequently, physicians should carefully evaluate patients for a history of drug abuse and follow such patients closely, observing them for signs of misuse or abuse of Cymbalta (eg, development of tolerance, incrementation of dose, drug-seeking behavior).

OVERDOSAGE: There is limited clinical experience with Cymbalta overdose in humans. In premarketing clinical trials, cases of acute ingestions up to 1400 mg, alone or in combination with other drugs, were reported with none being fatal. Postmarketing experience includes reports of overdoses, alone or in combination with other drugs, with duloxetine doses of almost 2000 mg. Fatalities have been very rarely reported, primarily with mixed overdoses, but also with duloxetine alone at a dose of approximately 1000 mg. Signs and symptoms of overdose (mostly with mixed drugs) included serotonin syndrome, somnolence, vomiting, and seizures. **Management of Overdose—**There is no specific antidote to Cymbalta, but if serotonin syndrome ensues, specific treatment (such as with cyproheptadine and/or temperature control) may be considered. In case of acute overdose, treatment should consist of those general measures employed in the management of overdose with any drug.

Literature revised December 14, 2005

PV 3606 AMP

PRINTED IN USA

 Eli Lilly and Company
Indianapolis, IN 46285, USA

www.Cymbalta.com

Copyright © 2006, Eli Lilly and Company. All rights reserved.

the edge

Lilly

Important Safety Information for ZYPREXA® (olanzapine)

Increased Mortality in Elderly Patients with Dementia-Related Psychosis

Elderly patients with dementia-related psychosis treated with atypical antipsychotic drugs are at an increased risk of death compared to placebo. Analyses of seventeen placebo-controlled trials (modal duration of 10 weeks) in these patients revealed a risk of death in the drug-treated patients of between 1.6 to 1.7 times that seen in placebo-treated patients. Over the course of a typical 10-week controlled trial, the rate of death in drug-treated patients was about 4.5%, compared to a rate of about 2.6% in the placebo group. Although the causes of death were varied, most of the deaths appeared to be either cardiovascular (eg, heart failure, sudden death) or infectious (eg, pneumonia) in nature. ZYPREXA is not approved for the treatment of elderly patients with dementia-related psychosis.

Cerebrovascular adverse events (CVAE), including stroke, in elderly patients with dementia—Cerebrovascular adverse events (eg, stroke, transient ischemic attack), including fatalities, were reported in trials of ZYPREXA in elderly patients with dementia-related psychosis. In placebo-controlled trials, there was a significantly higher incidence of CVAE in patients treated with ZYPREXA compared to patients treated with placebo. ZYPREXA is not approved for the treatment of elderly patients with dementia-related psychosis.

Hyperglycemia and diabetes mellitus—Hyperglycemia, in some cases associated with ketoacidosis, coma, or death, has been reported in patients treated with atypical antipsychotics including ZYPREXA. All patients taking atypicals should be monitored for symptoms of hyperglycemia. Persons with diabetes who are started on atypicals should be monitored regularly for worsening of glucose control; those with risk factors for diabetes should undergo baseline and periodic fasting blood glucose testing. Patients who develop symptoms of hyperglycemia during treatment should undergo fasting blood glucose testing.

Neuroleptic malignant syndrome (NMS)—As with all antipsychotic medications, a rare and potentially fatal condition known as NMS has been reported with olanzapine. If signs and symptoms appear, immediate discontinuation is recommended.

Tardive dyskinesia (TD)—As with all antipsychotic medications, prescribing should be consistent with the need to minimize the risk of TD. If its signs and symptoms appear, discontinuation should be considered.

Orthostatic hypotension—In premarketing schizophrenia trials, some patients taking ZYPREXA may have experienced orthostatic hypotension associated with dizziness, tachycardia, and, in some cases, syncope (15/2500, 0.6%).

Seizures—Occurred infrequently in premarketing clinical trials (22/2500, 0.9%). ZYPREXA should be used cautiously in patients with a history of seizures or with conditions that lower the seizure threshold.

Effect on prolactin—Modest elevations of prolactin were seen with ZYPREXA in acute-phase schizophrenia trials (incidence 34% vs 13% with placebo), although mean changes from baseline to endpoint were not statistically significantly different between olanzapine and placebo. Some patients may have persisting modest prolactin elevations.

Transient, asymptomatic elevations of hepatic transaminase—In placebo-controlled schizophrenia trials, clinically significant ALT (SGPT) elevations (≥ 3 times the upper limit of the normal range) were observed in 2% (6/243) of patients exposed to ZYPREXA compared to none (0/115) of the placebo patients. None of these patients developed jaundice. Rare postmarketing reports of hepatitis have been received. Very rare cases of cholestatic or mixed liver injury have also been reported in the postmarketing period. Periodic assessment of transaminases is recommended in patients with significant hepatic disease.

Special populations, elderly—Esophageal dysmotility and aspiration have been associated with antipsychotic drug use. Olanzapine should be used with caution in patients at risk for aspiration pneumonia. In 5 studies in elderly patients with dementia-related psychosis, adverse events reported more commonly with olanzapine than with placebo were falls, somnolence, peripheral edema, abnormal gait, urinary incontinence, lethargy, increased weight, asthenia, pyrexia, pneumonia, dry mouth, and visual hallucinations. Olanzapine should be used with caution in elderly patients with dementia. Olanzapine is not approved for treatment of patients with dementia-related psychosis.

Drug interactions—Coadministration of diazepam or ethanol with ZYPREXA may potentiate orthostatic hypotension. Lower doses of ZYPREXA should be considered in patients receiving concomitant therapy with fluvoxamine.

Medication dispensing and prescribing errors have occurred between ZYPREXA® (olanzapine) and Zyrtec® (cetirizine HCl). These errors could result in unnecessary adverse events or potential relapse in patients suffering from schizophrenia or bipolar disorder. To reduce the potential for dispensing errors, please write ZYPREXA clearly.

The most common treatment-emergent adverse events associated with ZYPREXA (vs placebo) in 6-week acute-phase schizophrenia trials were somnolence (26% vs 15%), dizziness (11% vs 4%), weight gain (6% vs 1%), personality disorder (COSTART term for nonaggressive objectionable behavior; 8% vs 4%), constipation (9% vs 3%), akathisia (5% vs 1%), and postural hypotension (5% vs 2%).

The most common treatment-emergent adverse events associated with ZYPREXA (vs placebo) in 3- and 4-week bipolar mania trials were somnolence (35% vs 13%), dry mouth (22% vs 7%), dizziness (18% vs 6%), asthenia (15% vs 6%), constipation (11% vs 5%), dyspepsia (11% vs 5%), increased appetite (6% vs 3%), and tremor (6% vs 3%).

ZYPREXA is a registered trademark of Eli Lilly and Company.
Zyrtec is a registered trademark of UCB, SA.

*I fight
to keep myself from the edge*

One moment it was uncontrollable tears.
The next euphoria.

I was on the edge—in danger of losing everything
that was important to me.

But with the support of my loved ones, and a doctor who
knows how to help, that brink seems farther away.

I'm making progress.
But the fight continues.
One day at a time.

ZYPREXA is approved for the treatment of schizophrenia, acute bipolar mania, and maintenance treatment in bipolar disorder.

See Important Safety Information, including boxed warning, and Brief Summary of Prescribing Information on adjacent pages.

www.ToolsForTheFight.com

OLANZAPINE 500 mg TABLETS, ELI LILLY AND COMPANY ALL RIGHTS RESERVED.
ZYPREXA is a registered trademark of Eli Lilly and Company.

ZYPREXA
Olanzapine

ZYPREXA® Olanzapine Tablets
ZYPREXA® ZYDIS® Olanzapine Orally Disintegrating Tablets
ZYPREXA® IntraMuscular Olanzapine for Injection
Brief Summary: Please consult package insert for complete prescribing information.

WARNING: Increased Mortality in Elderly Patients with Dementia-Related Psychosis—Elderly patients with dementia-related psychosis treated with atypical antipsychotic drugs are at an increased risk of death compared to placebo. Analyses of seventeen placebo-controlled trials (modal duration of 10 weeks) in these patients revealed a risk of death in the drug-treated patients of between 1.6 to 1.7 times that seen in placebo-treated patients. Over the course of a typical 10-week controlled trial, the rate of death in drug-treated patients was about 4.5%, compared to a rate of about 2.6% in the placebo group. Although the causes of death were varied, most of the deaths appeared to be either cardiovascular (eg, heart failure, sudden death) or infectious (eg, pneumonia) in nature. ZYPREXA is not approved for the treatment of patients with dementia-related psychosis.

INDICATIONS AND USAGE: ZYPREXA and ZYPREXA Zydis are indicated for short- and long-term treatment of schizophrenia, for acute manic and mixed episodes of bipolar I disorder, and for maintenance treatment in bipolar disorder. The use of ZYPREXA for extended periods should be periodically re-evaluated as to the long-term usefulness of the drug for the individual patient. ZYPREXA IntraMuscular is indicated for treatment of agitation associated with schizophrenia and bipolar I mania.

CONTRAINDICATIONS: Known hypersensitivity to olanzapine.

WARNINGS: Increased Mortality in Elderly Patients with Dementia-Related Psychosis—Elderly patients with dementia-related psychosis treated with atypical antipsychotic drugs are at an increased risk of death compared to placebo. ZYPREXA is not approved for the treatment of patients with dementia-related psychosis (see BOX WARNING).

In placebo-controlled clinical trials of elderly patients with dementia-related psychosis, the incidence of death in olanzapine-treated patients (3.5%) was significantly greater than placebo-treated patients (1.5%).

Cerebrovascular Adverse Events, Including Stroke, in Elderly Patients with Dementia—Cerebrovascular adverse events (eg, stroke, transient ischemic attack), including fatalities, were reported in patients in trials of olanzapine in elderly patients with dementia-related psychosis. In placebo-controlled trials, there was a significantly higher incidence of cerebrovascular adverse events in patients treated with olanzapine compared to patients treated with placebo. Olanzapine is not approved for the treatment of patients with dementia-related psychosis.

Hyperglycemia and Diabetes Mellitus—Hyperglycemia, in some cases associated with ketoacidosis, coma, or death, has been reported in patients treated with atypical antipsychotics including olanzapine. Assessment of the relationship between atypical antipsychotic use and glucose abnormalities is complicated by the possibility of an increased background risk of diabetes in patients with schizophrenia and the increasing incidence of diabetes mellitus in the general population. Patients diagnosed with diabetes who are started on atypical antipsychotics should be monitored regularly for worsening of glucose control. Patients with risk factors for diabetes who are starting treatment with atypicals should have fasting blood glucose (FBG) testing at baseline and periodically during treatment. Any patient treated with atypicals should be monitored for symptoms of hyperglycemia. Patients who develop symptoms of hyperglycemia during treatment with atypicals should undergo FBG testing.

Neuroleptic Malignant Syndrome (NMS)—Potentially fatal NMS has been reported in association with administration of antipsychotic drugs, including olanzapine. See complete prescribing information for information on management of NMS. Patients requiring antipsychotic drug treatment after recovery from NMS should be carefully monitored since recurrences have been reported.

Tardive Dyskinesia (TD)—Potentially irreversible TD may develop in patients treated with antipsychotic drugs. Although the prevalence of TD appears to be highest among the elderly, especially elderly women, it is impossible to predict which patients are more likely to develop the syndrome. If signs and symptoms of TD appear, consider drug discontinuation.

PRECAUTIONS: Hemodynamic Effects—Olanzapine may induce orthostatic hypotension associated with dizziness, tachycardia; and in some patients, syncope. Hypotension, bradycardia with/without hypotension, tachycardia, and syncope were also reported during the clinical trials with intramuscular olanzapine for injection. Incidence of syncope was 0.6%, 15/2500 with oral olanzapine in phase 2-3 trials and 0.3%, 2/722 with intramuscular olanzapine for injection in clinical trials. Three normal volunteers in phase 1 studies with intramuscular olanzapine experienced hypotension, bradycardia, and sinus pauses of up to 6 seconds that spontaneously resolved (in 2 cases the events occurred on intramuscular olanzapine, and in 1 case, on oral olanzapine). The risk for this sequence of events may be greater in nonpsychiatric patients compared to psychiatric patients who are possibly more adapted to certain effects of psychotropic drugs. Patients should remain recumbent if drowsy or dizzy after injection with intramuscular olanzapine for injection until examination has indicated they are not experiencing postural hypotension, bradycardia, and/or hyperventilation. Olanzapine should be used with particular caution in patients with known cardiovascular disease (history of myocardial infarction or ischemia, heart failure, or conduction abnormalities), cerebrovascular disease, and conditions which would predispose patients to hypotension (dehydration, hypovolemia, and treatment with antihypertensive medications) where the occurrence of syncope, or hypotension and/or bradycardia might put them at increased medical risk. Caution is necessary in patients receiving treatment with other drugs having effects that can induce hypotension, bradycardia, respiratory or CNS depression (see Drug Interactions). Concomitant administration of intramuscular olanzapine and parenteral benzodiazepines has not been studied and is not recommended. If such combination treatment is considered, careful evaluation of clinical status for excessive sedation and cardiorespiratory depression is recommended.

Seizures—During premarketing testing, seizures occurred in 0.9% (22/2500) of olanzapine-treated patients, regardless of causality. Use cautiously in patients with a history of seizures or with conditions that potentially lower the seizure threshold.

Hyperprolactinemia—Like other drugs that antagonize dopamine D2 receptors, olanzapine elevates prolactin levels; a modest elevation persists during chronic administration. Tissue culture experiments indicate that approximately one third of human breast cancers are prolactin dependent in vitro. However, neither clinical nor epidemiologic studies have shown an association between chronic administration of this class of drugs and tumorigenesis in humans; the available evidence is inconclusive.

Transaminase Elevations—In placebo-controlled studies, clinically significant ALT (SGPT) elevations (≥ 3 times the upper limit of normal) were observed in 2% (6/243) of patients exposed to olanzapine compared to no (0/115) placebo patients. None of these patients experienced jaundice. Among about 2400 patients with baseline SGPT ≤ 90 IU/L, 2% (50/2381) had asymptomatic SGPT elevations to >200 IU/L. Most were transient changes that tended to normalize while olanzapine treatment was continued. Among 2500 patients in oral olanzapine trials, about 1% (23/2500) discontinued treatment due to transaminase increases. Rare postmarketing reports of hepatitis have been received. Very rare cases of cholestatic or mixed liver injury have also been reported in the postmarketing period. Exercise caution in patients who have signs and symptoms of hepatic impairment; preexisting conditions associated with limited hepatic functional reserve; or concomitant treatment with potentially hepatotoxic drugs (see Laboratory Tests, below).

Potential for Cognitive and Motor Impairment—Somnolence was a commonly reported, dose-related adverse event in premarketing trials (olanzapine 26% vs placebo 15%). Somnolence led to discontinuation in 0.4% (9/2500) of patients in the oral premarketing database.

Body Temperature Regulation—Use appropriate care when prescribing olanzapine for patients who will be experiencing conditions that may contribute to an elevation in core body temperature.

Dysphagia—Esophageal dysmotility and aspiration have been associated with antipsychotic drug use. Aspiration pneumonia is a common cause of morbidity and mortality in patients with advanced Alzheimer's disease. Olanzapine and other antipsychotic drugs should be used cautiously in patients at risk for aspiration pneumonia.

Suicide—The possibility of a suicide attempt is inherent in schizophrenia and in bipolar disorder, and close supervision of high-risk patients should accompany drug therapy. Prescriptions for olanzapine should be written for the smallest quantity of tablets consistent with good patient management.

Use in Patients with Concomitant Illnesses—Olanzapine should be used with caution in patients with clinically significant prostatic hypertrophy, narrow angle glaucoma, or a history of paralytic ileus.

In 5 placebo-controlled studies in elderly patients with dementia-related psychosis (N=1184), these treatment-emergent adverse events were reported with olanzapine at an incidence of $\geq 2\%$ and significantly greater than with placebo: falls, somnolence, peripheral edema, abnormal gait, urinary incontinence, lethargy, increased weight, asthenia, pyrexia, pneumonia, dry mouth, visual hallucinations. Discontinuation due to adverse events was significantly greater with olanzapine than placebo (13% vs 7%). Elderly patients with dementia-related psychosis treated with olanzapine are at an increased risk of death compared to placebo.

Olanzapine is not approved for treatment of patients with dementia-related psychosis. If the prescriber elects to treat this patient population, vigilance should be exercised (see BOX WARNING and WARNINGS).

Because of the risk of orthostatic hypotension with olanzapine, use caution in cardiac patients (see Hemodynamic Effects).

Information for Patients—See full prescribing information for information to discuss with patients taking olanzapine.

Laboratory Tests—Periodic assessment of transaminases is recommended in patients with significant hepatic disease.

Drug Interactions—Use caution when olanzapine is taken in combination with other centrally acting drugs and alcohol. Olanzapine may enhance the effects of certain antihypertensive agents. Olanzapine may antagonize the effects of levodopa and dopamine agonists. Agents that induce CYP1A2 or glucuronyl transferase enzymes (e.g., omeprazole, rifampin) may cause an increase in olanzapine clearance. Inhibitors of CYP1A2 could potentially inhibit olanzapine clearance. Although olanzapine is metabolized by multiple enzyme systems, induction or inhibition of a single enzyme may appreciably alter olanzapine clearance. A dosage adjustment may need to be considered with specific drugs.

Activated charcoal (1 g) reduced the C_{max} and AUC of oral olanzapine by about 60%. Single doses of cimetidine (800 mg) or aluminum- and magnesium-containing antacids did not affect the oral bioavailability of olanzapine. Carbamazepine (200 mg bid) causes an approximately 50% increase in the clearance of olanzapine. Higher daily doses of carbamazepine may cause an even greater increase in olanzapine clearance. Neither ethanol (45 mg/70 kg single dose) nor warfarin (20 mg single dose) had an effect on olanzapine pharmacokinetics. Fluoxetine at 60 mg (single or multiple doses) causes a small increase in the C_{max} of olanzapine and a small decrease in olanzapine clearance; however, the impact of this factor is small in comparison to the overall variability between individuals, and dose modification is not routinely recommended. Fluvoxamine decreases the clearance of olanzapine; lower doses of olanzapine should be considered in patients receiving fluvoxamine concomitantly. In vitro data suggest that a clinically significant pharmacokinetic interaction between olanzapine and valproate is unlikely.

Olanzapine is unlikely to cause clinically important drug interactions mediated by the enzymes CYP1A2, CYP2C9, CYP2C19, CYP2D6, and CYP3A. Single doses of olanzapine did not affect the pharmacokinetics of imipramine/desipramine or warfarin. Multiple doses of olanzapine did not influence the kinetics of diazepam/N-desmethyldiazepam, lithium, ethanol, or biperiden. However, coadministration of either diazepam or ethanol potentiated the orthostatic hypotension observed with olanzapine. Multiple doses of olanzapine did not affect the pharmacokinetics of theophylline or its metabolites. Co-administration of intramuscular lorazepam and intramuscular olanzapine for injection added to the somnolence observed with either drug alone (see Hemodynamic Effects).

Carcinogenesis, Mutagenesis, Impairment of Fertility—The incidence of liver hemangiomas and hemangiosarcomas in female mice was significantly increased in one carcinogenicity study at 2 times the maximum human daily oral dose (MHDOD) but not in another study at 2.5 times the MHDOD (mg/m²/day). In this study there was a high incidence of early mortalities in males in the 30/20 mg/kg/d group. The incidence of mammary gland adenomas and adenocarcinomas was significantly increased in female mice and rats given olanzapine at 0.5 and 2 times the MHDOD respectively (mg/m² basis). In other studies, serum prolactin measurements of olanzapine showed elevations up to 4-fold in rats at the same doses used in the carcinogenicity studies. The relevance for human risk of the finding of prolactin mediated endocrine tumors in rodents is unknown. No evidence of mutagenic potential for olanzapine has been found.

In rats, fertility (females) and mating performance (males and females) were affected at doses 1.5-11 times the MHDOD (mg/m² basis). Diestrus was prolonged and estrous delayed at 0.6 times the MHDOD (mg/m² basis); therefore, olanzapine may produce a delay in ovulation.

Pregnancy Category C—There are no adequate and well-controlled studies in pregnant women. Olanzapine should be used in pregnancy only if the potential benefit justifies the potential risk to the fetus.

Labor and Delivery, Nursing Mothers—Parturition in rats was not affected by olanzapine; its effect on labor and delivery in humans is unknown. In a study in lactating, healthy women, olanzapine was excreted in breast milk. Mean infant dose at steady state was estimated to be 1.8% of the maternal dose. It is recommended that women receiving olanzapine should not breast-feed.

Use in Pediatric and Geriatric Patients—Safety and effectiveness in pediatric patients have not been established. In premarketing clinical trials in patients with schizophrenia, there was no indication of any different tolerability of olanzapine in the elderly compared to younger patients. Studies in elderly patients with dementia-related psychosis have suggested there may be a different tolerability profile in these patients. Elderly patients with dementia-related psychosis treated with olanzapine are at an increased risk of death compared to placebo. Olanzapine is not approved for treatment of patients with dementia-related psychosis. If the prescriber elects to treat these patients, vigilance should be exercised. Consider a lower starting dose for any geriatric patient in the presence of factors that might decrease pharmacokinetic clearance or increase the pharmacodynamic response to olanzapine (see BOX WARNING, WARNINGS, and PRECAUTIONS).

ADVERSE REACTIONS: The following findings are based on a clinical trial database consisting of 8661 patients with approximately 4165 patient-years of exposure to oral olanzapine and 722 patients with exposure to intramuscular olanzapine for injection, including patients with schizophrenia, bipolar mania, or Alzheimer's disease (oral olanzapine trials) and patients with agitation associated with schizophrenia, bipolar I disorder (manic or mixed episodes), or dementia (intramuscular olanzapine for injection trials). See the full prescribing information for details on these trials. Certain portions of the discussion below relating to dose-dependent adverse events, vital sign changes, weight gain, laboratory changes, and ECG changes are derived from studies in patients with schizophrenia and have not been duplicated for bipolar mania or agitation; however, this information is also generally applicable to bipolar mania and agitation.

Associated with Discontinuation—Overall there was no difference in discontinuations due to adverse events in placebo-controlled oral olanzapine trials (olanzapine vs placebo: schizophrenia, 5% vs 6%; bipolar mania monotherapy, 2% vs 2%; placebo mania cotherapy, 11% [olanzapine plus lithium or valproate] vs 2% [lithium or valproate alone]); or in placebo-controlled intramuscular olanzapine for injection trials (olanzapine for injection, 0.4%; placebo 0%). Discontinuations in oral schizophrenia trials due to increases in SGPT were considered to be drug related (olanzapine 2% vs placebo 0%; see PRECAUTIONS).

Commonly Observed Adverse Events—In 6-week, placebo-controlled, premarketing schizophrenia trials, the most common treatment-emergent adverse events associated with oral olanzapine (incidence $\geq 5\%$ and olanzapine incidence at least twice that for placebo) were: postural hypotension, constipation, weight gain, dizziness, personality disorder (COSTART term for nonaggressive objectionable behavior), and akathisia. In 3- and 4-week placebo-controlled bipolar mania monotherapy trials, the most common treatment-emergent adverse events associated with oral olanzapine were: asthenia, dry mouth, constipation, dyspepsia, increased appetite, somnolence, dizziness, and tremor. In short-term bipolar mania combination therapy trials, the most common treatment-emergent adverse events observed with olanzapine plus lithium or valproate were dry mouth, weight gain, increased appetite, dizziness, back pain, constipation, speech disorder, increased salivation, amnesia, and paresthesia. In 24-hour placebo-controlled trials of intramuscular olanzapine for injection for agitation associated with schizophrenia or bipolar mania, somnolence was the one adverse event observed at an incidence of $\geq 5\%$ and at least twice that for placebo (olanzapine for injection 6%, placebo 3%).

Adverse Events with an Incidence $\geq 2\%$ in Oral Monotherapy Trials—The following treatment-emergent events were reported at an incidence of $\geq 2\%$ with oral olanzapine (doses ≥ 5 mg/d), and at a greater incidence with olanzapine than with placebo in short-term placebo-controlled trials (olanzapine N=532, placebo N=294):

Body as a Whole—accidental injury, asthenia, fever, back pain, chest pain; **Cardiovascular—**postural hypotension, tachycardia, hypertension; **Digestive—**dry mouth, constipation, dyspepsia, vomiting, increased appetite; **Hemic and Lymphatic—**ecchymosis; **Metabolic and Nutritional—**weight gain, peripheral edema; **Musculoskeletal—**extremity pain (other than joint), joint pain; **Nervous System—**somnolence, insomnia, dizziness, abnormal gait, tremor, akathisia, hypertonia, articulation impairment; **Respiratory—**rhinitis, cough, increased pharyngitis; **Special Senses—**amblyopia; **Urogenital—**urinary incontinence, urinary tract infection.

Adverse Events with an Incidence $\geq 2\%$ in Oral Combination Therapy Trials—The following treatment-emergent events were reported at an incidence of $\geq 2\%$ with oral olanzapine (doses ≥ 5 mg/d) plus lithium or valproate (N=229), and at a greater incidence than with placebo plus lithium or valproate (N=115) in short-term placebo-controlled trials: **Body as a Whole—**asthenia, back pain, accidental injury, chest pain; **Cardiovascular—**hypertension; **Digestive—**dry mouth, increased appetite, thirst, constipation, increased salivation; **Metabolic and Nutritional—**weight gain, peripheral edema, edema; **Nervous System—**somnolence, tremor, depression, dizziness, speech disorder, amnesia, paresthesia, apathy, confusion, euphoria, incoordination; **Respiratory—**pharyngitis, dyspnea; **Skin and Appendages—**sweating, acne, dry skin; **Special Senses—**amblyopia, abnormal vision; **Urogenital—**dysmenorrhea, vaginitis.

Adverse Events with an Incidence $\geq 1\%$ in Intramuscular Trials—The following treatment-emergent adverse events were reported at an incidence of $\geq 1\%$ with intramuscular olanzapine for injection (2.5-10 mg/injection) and at incidence greater than placebo in short-term, placebo-controlled trials in agitated patients with schizophrenia or bipolar mania: **Body as a Whole—**asthenia; **Cardiovascular—**hypotension, postural hypotension; **Nervous System—**somnolence, dizziness, tremor.

Dose Dependency of Adverse Events in Short-Term, Placebo-Controlled Trials—Extrapyramidal Symptoms—In an acute-phase controlled clinical trial in schizophrenia, there was no significant difference in ratings scales incidence between any dose of oral olanzapine (5+2.5, 10+2.5, or 15+2.5 mg/d) and placebo for parkinsonism (Simpson-Angus Scale total score >3) or akathisia (Barnes Akathisia global score ≥2). In the same trial, only akathisia events (spontaneously reported COSTART terms akathisia and hyperkinesia) showed a statistically significantly greater adverse events incidence with the 2 higher doses of olanzapine than with placebo. The incidence of patients reporting any extrapyramidal event was significantly greater than placebo only with the highest dose of oral olanzapine (15+2.5 mg/d). In controlled clinical trials of intramuscular olanzapine for injection, there were no statistically significant differences from placebo in occurrence of any treatment-emergent extrapyramidal symptoms, assessed by either rating scales incidence or spontaneously reported adverse events.

Other Adverse Events—Dose-relatedness of adverse events was assessed using data from a clinical trial involving 3 fixed oral dosage ranges compared with placebo. The following treatment-emergent events showed a statistically significant trend: asthenia, dry mouth, nausea, somnolence, tremor.

Vital Sign Changes—Oral olanzapine was associated with orthostatic hypotension and tachycardia in clinical trials. Intramuscular olanzapine for injection was associated with bradycardia, hypotension, and tachycardia in clinical trials (see PRECAUTIONS).

Weight Gain—In placebo-controlled 6-week schizophrenia studies, weight gain was reported in 5.6% of oral olanzapine patients (average 2.8-kg gain) compared to 0.8% of placebo patients (average 0.4-kg loss); 29% of olanzapine patients gained >7% of their baseline weight, compared to 3% of placebo patients. During continuation therapy (238 median days of exposure), 56% of patients met the criterion for having gained >7% of their baseline weight. Average gain during long-term therapy was 5.4 kg.

Laboratory Changes—Olanzapine is associated with asymptomatic increases in SGPT, SGOT, and GGT and with increases in serum prolactin and CPK (see PRECAUTIONS). Asymptomatic elevation of eosinophils was reported in 0.3% of olanzapine patients in premarketing trials. There was no indication of a risk of clinically significant neutropenia associated with olanzapine in the premarketing database.

In clinical trials among olanzapine-treated patients with baseline random triglyceride levels of <150 mg/dL (N=659), 0.5% experienced triglyceride levels of ≥500 mg/dL anytime during the trials. In these same trials, olanzapine-treated patients (N=1185) had a mean triglyceride increase of 20 mg/dL from a mean baseline of 175 mg/dL. In placebo-controlled trials, olanzapine-treated patients with baseline random cholesterol levels of <200 mg/dL (N=1034) experienced cholesterol levels of ≥240 mg/dL anytime during the trials more often than placebo-treated patients (N=602; 3.6% vs 2.2% respectively). In these same trials, olanzapine-treated patients (N=2528) had a mean increase of 0.4 mg/dL in cholesterol from a mean baseline of 203 mg/dL, which was significantly different compared to placebo-treated patients (N=1415) with a mean decrease of 4.6 mg/dL from a mean baseline of 203 mg/dL.

ECG Changes—Analyses of pooled placebo-controlled trials revealed no statistically significant olanzapine/placebo differences in incidence of potentially important changes in ECG parameters, including QT, QTc, and PR intervals. Olanzapine was associated with a mean increase in heart rate of 2.4 BPM compared to no change among placebo patients.

Other Adverse Events Observed During Clinical Trials—The following treatment-emergent events were reported with oral olanzapine at multiple doses ≥1 mg/d in clinical trials (8661 patients, 4165 patient-years of exposure). This list may not include events previously listed elsewhere in labeling, those events for which a drug cause was remote, those terms which were so general as to be uninformative, and those events reported only once or twice which did not have a substantial probability of being acutely life-threatening. **Frequent** events occurred in ≥1/100 patients; **infrequent** events occurred in 1/100 to 1/1000 patients; **rare** events occurred in <1/1000 patients. **Body as a Whole**—**Frequent**: dental pain, flu syndrome; **Infrequent**: abdomen enlarged, chills, face edema, intentional injury, malaise, moniliasis, neck pain, neck rigidity, pelvic pain, photosensitivity reaction, suicide attempt; **Rare**: chills and fever, hangover effect, sudden death. **Cardiovascular**—**Frequent**: hypotension; **Infrequent**: atrial fibrillation, bradycardia, cerebrovascular accident, congestive heart failure, heart arrest, hemorrhage, migraine, pallor, palpitation, vasodilatation, ventricular extrasystoles; **Rare**: arteritis, heart failure, pulmonary embolus. **Digestive**—**Frequent**: flatulence, increased salivation, thirst; **Infrequent**: dysphagia, esophagitis, fecal impaction, fecal incontinence, gastritis, gastroenteritis, gingivitis, hepatitis, melena, mouth ulceration, nausea and vomiting, oral moniliasis, periodontal abscess, rectal hemorrhage, stomatitis, tongue edema, tooth caries; **Rare**: aphthous stomatitis, enteritis, eructation, esophageal ulcer, glossitis, ileus, intestinal obstruction, liver fatty deposit, tongue discoloration. **Endocrine**—**Infrequent**: diabetes mellitus; **Rare**: diabetic acidosis, goiter. **Hemic and Lymphatic**—**Infrequent**: anemia, cyanosis, leukocytosis, leukopenia, lymphadenopathy, thrombocytopenia; **Rare**: normocytic anemia, thrombocytopenia. **Metabolic and Nutritional**—**Infrequent**: acidosis, alkaline phosphatase increased, bilirubinemia, dehydration, hypercholesterolemia, hyperglycemia, hyperlipemia, hyperuricemia, hypoglycemia, hypokalemia, hyponatremia, lower extremity edema, upper extremity edema; **Rare**: gout, hyperkalemia, hypernatremia, hypoproteinemia, ketosis, water intoxication. **Musculoskeletal**—**Frequent**: joint stiffness, twitching; **Infrequent**: arthritis, arthrosis, leg cramps, myasthenia; **Rare**: bone pain, bursitis, myopathy, osteoporosis, rheumatoid arthritis. **Nervous System**—**Frequent**: abnormal dreams, amnesia, delusions, emotional lability, euphoria, manic reaction, paresthesia, schizophrenic reaction; **Infrequent**: akinesia, alcohol misuse, antisocial reaction, ataxia, CNS stimulation, cogwheel rigidity, delirium, dementia, depersonalization, dysarthria, facial paralysis, hypesthesia, hypokinesia, hypotonia, incoordination, libido decreased, libido increased, obsessive compulsive symptoms, phobias, somatization, stimulant misuse, stupor, stuttering, tardive dyskinesia, vertigo, withdrawal syndrome; **Rare**: circumoral paresthesia, coma, encephalopathy, neuralgia, neuropathy, nystagmus, paralysis, subarachnoid hemorrhage, tobacco misuse. **Respiratory**—**Frequent**: dyspnea; **Infrequent**: apnea, asthma, epistaxis, hemoptysis, hyperventilation, hypoxia, laryngitis, voice alteration; **Rare**: atelectasis, hiccup, hypoventilation, lung edema, stridor. **Skin and Appendages**—**Frequent**: sweating; **Infrequent**: alopecia, contact dermatitis, dry skin, eczema, maculopapular rash, pruritus, seborrhea, skin discoloration, skin ulcer, urticaria, vesiculobullous rash; **Rare**: hirsutism, pustular rash. **Special Senses**—**Frequent**: conjunctivitis; **Infrequent**: abnormality of accommodation, blepharitis, cataract, deafness, diplopia, dry eyes, ear pain, eye hemorrhage, eye inflammation, eye pain, ocular muscle abnormality, taste perversion, tinnitus; **Rare**: corneal lesion, glaucoma, keratoconjunctivitis, macular hypopigmentation, miosis, mydriasis, pigment deposits lens. **Urogenital**—**Frequent**: vaginitis*; **Infrequent**: abnormal ejaculation*, amenorrhea*, breast pain, cystitis, decreased menstruation*, dysuria, female lactation*, glycosuria, gynecostasia, hematuria, impotence*, increased menstruation*, menorrhagia*, metrorrhagia*, polyuria, premenstrual syndrome*, pyuria, urinary frequency, urinary retention, urinary urgency, urination impaired, uterine fibroids enlarged*, vaginal hemorrhage*; **Rare**: albuminuria, breast enlargement, mastitis, oliguria. (*Adjusted for gender.)

The following treatment-emergent events were reported with intramuscular olanzapine for injection at one or more doses ≥2.5 mg/injection in clinical trials (722 patients). This list may not include events previously listed elsewhere in labeling, those events for which a drug cause was remote, those terms which were so general as to be uninformative, and those events reported only once or twice which did not have a substantial probability of being acutely life-threatening. **Body as a Whole**—**Frequent**: injection site pain; **Infrequent**: abdominal pain, fever. **Cardiovascular**—**Infrequent**: AV block, heart block, syncope. **Digestive**—**Infrequent**: diarrhea, nausea. **Hemic and Lymphatic**—**Infrequent**: anemia. **Metabolic and Nutritional**—**Infrequent**: creatine phosphokinase increased, dehydration, hyperkalemia. **Musculoskeletal**—**Infrequent**: twitching. **Nervous System**—**Infrequent**: abnormal gait, akathisia, articulation impairment, confusion, emotional lability. **Skin and Appendages**—**Infrequent**: sweating.

Postintroduction Reports—Reported since market introduction and temporally (not necessarily causally) related to olanzapine therapy: allergic reaction (eg, anaphylactoid reaction, angioedema, pruritus or urticaria), diabetic coma, jaundice, pancreatitis, priapism, rhabdomyolysis, and venous thromboembolic events (including pulmonary embolism and deep venous thrombosis). Random cholesterol levels of ≥240 mg/dL and random triglyceride levels of ≥1000 mg/dL have been rarely reported.

DRUG ABUSE AND DEPENDENCE: Olanzapine is not a controlled substance. ZYPREXA is a registered trademark of Eli Lilly and Company. ZYDIS is a registered trademark of Cardinal Health, Inc. or one of its subsidiaries.

Literature revised March 20, 2006

PV 5195 AMP

Eli Lilly and Company
Indianapolis, IN 46285, USA

www.ZYPREXA.com

ZYPREXA® Olanzapine Tablets
ZYPREXA® ZYDIS® Olanzapine Orally Disintegrating Tablets
ZYPREXA® Intramuscular Olanzapine for Injection

PV 5195 AMP

Osler Institute 109th to 114th Psychiatry Review Courses approved for AMA/PRA category 1 credit

for Written Exams

September 4-8, 2006 – Pittsburgh

May 2-6, 2007 – New York

for Oral Boards

Optional didactic day & 3 days of mock orals

September 4 & 5-7 – Pittsburgh

December 8 & 9-11 – San Francisco

January 15 & 16-18 – Chicago

May 2 & 3-5, 2007 – New York

for Child and Adolescent

November 14-16 – Seattle

New – Best of Psych Audio

Call Today: (800) 356-7537

www.osler.org/y69a

FOCUS

THE JOURNAL OF LIFELONG LEARNING IN PSYCHIATRY

The first systematic approach to staying current

Covers All Major Areas of Psychiatry

- A comprehensive review article summarizing current research
- A clinical synthesis article written by a leading expert
- Recent influential works selected by experts in the field
- A bibliography of classic teaching articles recommended by academics
- Prepares you for recertification
- Annual Self-Assessment exam with critique and reference book

Earn CME credits—Up to 40 Per Year!

FOCUS gives you the opportunity to earn up to five hours of category 1 AMA PRA credits by answering the CME questions in each issue. Complete the questions in the printed journal and return it to the APA or take the questions online at the journal's website.

In addition to CME credits, these questions help you prepare for the annual 100 question self-assessment exam on the current year's content, which you can take at the end of each year for an additional 20 CME credits. The self-assessment exam will enable you to compare your confidential certification score with national norms. In all, FOCUS gives you the opportunity to earn up to 40 CME credits per year!

| U.S. Rates | Outside U.S. |
|--|--|
| APA Member Subscription: 1 Year; \$249 | APA Member Subscription: 1 Year; \$313 |
| Individual Subscription: 1 Year; \$399 | Individual Subscription: 1 Year; \$464 |
| Single Issue: \$108 | Single Issue: \$136 |

American
Psychiatric
Publishing, Inc.

THE FIRST AND LAST WORD IN PSYCHIATRY

American Psychiatric Publishing, Inc.

1000 Wilson Boulevard, Suite 1825, Arlington, VA 22209

Toll free: 1-800-368-5777 Mon.-Fri., 9:00 am to 5:30 pm, EST

Phone: 703-907-7322 | Fax: 703-907-1091

appi@psych.org | www.appi.org or www.psychiatryonline.org

When ordering,
please reference
Priority Code AH47.



SCHIZOPHRENIA The Bearded Lady Disease

By J. Michael Mahoney

Mankind has long searched for the cause and meaning of madness. The 639 quotations contained in this book, each followed by an explanatory comment, point inexorably to the factor of unconscious bisexual conflict/gender confusion as forming the basic etiological role in all functional mental illness, including schizophrenia.

To order directly from publisher call **888 280-7715**
www.Schizophrenia-TheBeardedLadyDisease.com

ISBN 1-4107-0346
Glossy Hardcover, \$23.⁰⁰
535 pages Psychology

ISBN 1-4107-0345-2
Paper, \$14.⁵⁰

ISBN 1-4107-0344-4
Electronic Book, \$5.⁹⁵

www.authorhouse.com

www.XCIRCUM.com

Psych Oral Board Tutorials

Now, 3-day practice orals course limited to 20 students

- ◆ Opening sessions will teach oral exam skills
- ◆ Fees include doing two practice oral exams
- ◆ One live-patient and one video taped interview
- ◆ Each exam is 1¼ hours – time enough for hour interview and exam as well as faculty evaluation
- ◆ Senior faculty include former board examiners
- ◆ Weekend 4 to 11 weeks before your oral boards

Dec 9-11 – San Francisco

- ◆ In board exam city just before your oral boards

Sept 5-7, 2006 – Pittsburgh

January 16-18 – San Diego

May 3-5, 2007 – New York

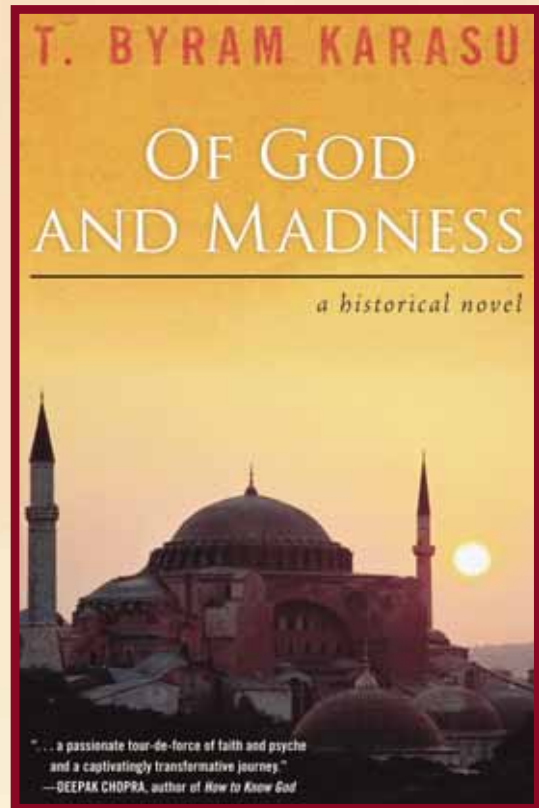
- ◆ You may buy extra private and public practice exams based on patient interview or videotape

www.psychtutor.net/m69a 800-285-3283

When you positively must pass

THE BOOK OF OUR TIMES

T. Byram Karasu, M.D., author of the two best sellers, *The Art of Serenity* and *The Spirit of Happiness*, ends his spiritual trilogy with one of the most extraordinary stories ever told:



"What a provocative and evocative work! This deeply moving book is a passionate tour-de-force of faith and psyche and a captivatingly transformative journey." —**Deepak Chopra, author, *How to Know God***

"What a beautiful and fascinating book. Once I started reading it, I couldn't put it down. Even the readers who are not versed in the Ottoman history and culture will be enthralled by Adam's extraordinary story." —**Vamik Volkan, M.D., co-author, *The Immortal Atatürk***

"A masterpiece! Of God and Madness made me laugh, cry, and cherish every moment of my life. T. Byram Karasu is a master story-teller, a brilliant writer, and a tender guide into the mystery, depth, and power of love. Don't miss this book." —**Gary Zukav, author, *The Dancing Wu Li Masters***

Of God and Madness is the story of Adam, an emotionally troubled young man who is on a captivating spiritual journey. In this intriguing saga, Adam comes of age during the tumultuous end of the Ottoman Empire, struggling to make sense of God.

September 2006 256 pages
ISBN 0-7425-4689-6 Cloth \$22.95

Available at your local bookstore!
www.RowmanLittlefield.com

ROWMAN & LITTLEFIELD PUBLISHERS, INC.

**Depression
can recur
many times...**



Or not.



Extending the body of evidence
2-YEAR RECURRENCE PREVENTION
data for EFFEXOR XR¹

IMPORTANT TREATMENT CONSIDERATIONS

Suicidality in Children and Adolescents

Antidepressants increased the risk of suicidal thinking and behavior (suicidality) in short-term studies in children and adolescents with Major Depressive Disorder (MDD) and other psychiatric disorders. Anyone considering the use of EFFEXOR XR or any other antidepressant in a child or adolescent must balance this risk with the clinical need. Patients who are started on therapy should be observed closely for clinical worsening, suicidality, or unusual changes in behavior. Families and caregivers should be advised of the need for close observation and communication with the prescriber. EFFEXOR XR is not approved for use in pediatric patients. (See Warnings and Precautions: Pediatric Use.)

Pooled analyses of short-term (4 to 16 weeks) placebo-controlled trials of 9 antidepressant drugs (SSRIs and others) in children and adolescents with Major Depressive Disorder (MDD), obsessive-compulsive disorder (OCD), or other psychiatric disorders (a total of 24 trials involving over 4,400 patients) have revealed a greater risk of adverse events representing suicidal thinking or behavior (suicidality) during the first few months of treatment in those receiving antidepressants. The average risk of such events in patients receiving antidepressants was 4%, twice the placebo risk of 2%. No suicides occurred in these trials.

- EFFEXOR XR is contraindicated in patients taking monoamine oxidase inhibitors (MAOIs). EFFEXOR XR should not be used in combination with an MAOI or within at least 14 days of discontinuing treatment with an MAOI; at least 7 days should be allowed after stopping EFFEXOR XR before starting an MAOI.

Length and results of positive, randomized, double-blind, placebo-controlled antidepressant clinical studies¹

| | 6 months | 1 year | 2 years |
|--|----------|--------|---------|
| EFFEXOR XR[®] (venlafaxine HCl) | ✓ | ✓ | ✓ |
| Cymbalta[®] (duloxetine HCl) | ✓ | | |
| Lexapro[®] (escitalopram oxalate) | ✓ | ✓ | |
| Wellbutrin XL[®] (bupropion HCl) | ✓ | | |
| Zoloft[®] (sertraline HCl) | ✓ | ✓ | * |
| Paxil[®] (paroxetine HCl) | ✓ | ✓ | † |

CLINICAL
DATA

✓ = demonstrated relapse/recurrence prevention at end point.

* Zoloft has been studied in 2-year recurrence prevention as monotherapy but failed to show a significant difference vs. placebo at end point. Wilson KCM, et al. *Br J Psychiatry*. 2003;182:492-497.

† Paxil has been studied in 2-year recurrence prevention in combination with psychotherapy/clinical management sessions with or without augmentation, but not as monotherapy. In patients with recurrent depression, no significant difference was seen between Paxil and placebo. Reynolds CF, et al. *N Engl J Med*. 2006;354:1130-1138.

In the EFFEXOR XR PREVENT study, patients had at least 3 prior episodes of depression in their lifetime.

EFFEXOR[®] and EFFEXOR XR[®] are registered trademarks of Wyeth Pharmaceuticals Inc.

Other brands listed are the trademarks of their respective owners and are not trademarks of Wyeth Pharmaceuticals Inc.

- Adult and pediatric patients with MDD can experience worsening of their depression and/or the emergence of suicidal ideation and behavior, whether or not they are taking antidepressants. **Patients treated with antidepressants should be observed closely for clinical worsening and suicidality, especially at the beginning of drug therapy, or at the time of increases or decreases in dose.** Anxiety, agitation, panic attacks, insomnia, irritability, hostility, aggressiveness, impulsivity, akathisia, hypomania, and mania have been reported and may represent precursors to emerging suicidality. Stopping or modifying therapy should be considered especially when symptoms are severe, abrupt in onset, or not part of presenting symptoms.
- The development of potentially life-threatening serotonin syndrome may occur when EFFEXOR XR is coadministered with other drugs that may affect the serotonergic neurotransmitter systems. Concomitant use of EFFEXOR XR with MAOIs is contraindicated. If concomitant use of EFFEXOR XR with an SSRI, SNRI, or a triptan is clinically warranted, careful observation of the patient is advised. Concomitant use of EFFEXOR XR with tryptophan supplements is not recommended.
- Treatment with venlafaxine is associated with sustained increases in blood pressure (BP) in some patients. Postmarketing cases of elevated BP requiring immediate treatment have been reported.

Pre-existing hypertension should be controlled. Regular BP monitoring is recommended.

- Mydriasis has been reported in association with venlafaxine; therefore, patients with raised intraocular pressure or those at risk of acute narrow-angle glaucoma (angle-closure glaucoma) should be monitored.
- Abrupt discontinuation or dose reduction has been associated with discontinuation symptoms. Patients should be counseled on possible discontinuation symptoms and monitored while discontinuing the drug; the dose should be tapered gradually. See the Precautions section of the Prescribing Information.

Please see brief summary of Prescribing Information on adjacent pages.

ONCE-DAILY
VENLAFAXINE HCl
EFFEXOR XR[®] EXTENDED
RELEASE
CAPSULES

The change they deserve.

Take a closer look at

Dialogues

Time to Talk™

Dialogues

is a unique patient support and education program that is designed to help you foster successful therapy

Dialogues

offers patients access to a call center to speak with a health care provider for patient support and education to reinforce your efforts

Dialogues

supplies feedback and updates about these patient calls to you, their physician

Encourage your **EFFEXOR XR** patients to enroll in *Dialogues* by calling 866-313-3737 — and you can visit mddpatientsupport.com

- The most common adverse events reported in EFFEXOR XR short-term placebo-controlled depression, generalized anxiety disorder (GAD), social anxiety disorder (SAD), and/or panic disorder (PD) trials (incidence $\geq 10\%$ and $\geq 2x$ that of placebo) were anorexia, asthenia, constipation, dizziness, dry mouth, ejaculation problems, impotence, insomnia, nausea, nervousness, somnolence, and sweating.

ONCE-DAILY
VENLAFAXINE HCl
EFFEXOR XR®
EXTENDED RELEASE CAPSULES

The change they deserve.

Reference: 1. Data on file, Wyeth Pharmaceuticals Inc.

Please see brief summary of Prescribing Information on adjacent pages.

Wyeth® © 2006, Wyeth Pharmaceuticals Inc., Philadelphia, PA 19101
120532-01 July 2006

ONCE-DAILY
VENLAFAXINE HCl
EFFEXOR XR®
EXTENDED RELEASE CAPSULES

BRIEF SUMMARY: See package insert for full prescribing information.

Suicidality in Children and Adolescents

Antidepressants increased the risk of suicidal thinking and behavior (suicidality) in short-term studies in children and adolescents with Major Depressive Disorder (MDD) and other psychiatric disorders. Anyone considering the use of EFFEXOR XR or any other antidepressant in a child or adolescent must balance this risk with the clinical need. Patients who are started on therapy should be observed closely for clinical worsening, suicidality, or unusual changes in behavior. Families and caregivers should be advised of the need for close observation and communication with the prescriber. EFFEXOR XR is not approved for use in pediatric patients. (See Warnings and Precautions: Pediatric Use.)

Pooled analyses of short-term (4 to 16 weeks) placebo-controlled trials of 9 antidepressant drugs (SSRIs and others) in children and adolescents with Major Depressive Disorder (MDD), obsessive-compulsive disorder (OCD), or other psychiatric disorders (a total of 24 trials involving over 4,400 patients) have revealed a greater risk of adverse events representing suicidal thinking or behavior (suicidality) during the first few months of treatment in those receiving antidepressants. The average risk of such events in patients receiving antidepressants was 4%, twice the placebo risk of 2%. No suicides occurred in these trials.

CONTRAINDICATIONS: Hypersensitivity to venlafaxine hydrochloride or to any excipients in the formulation.

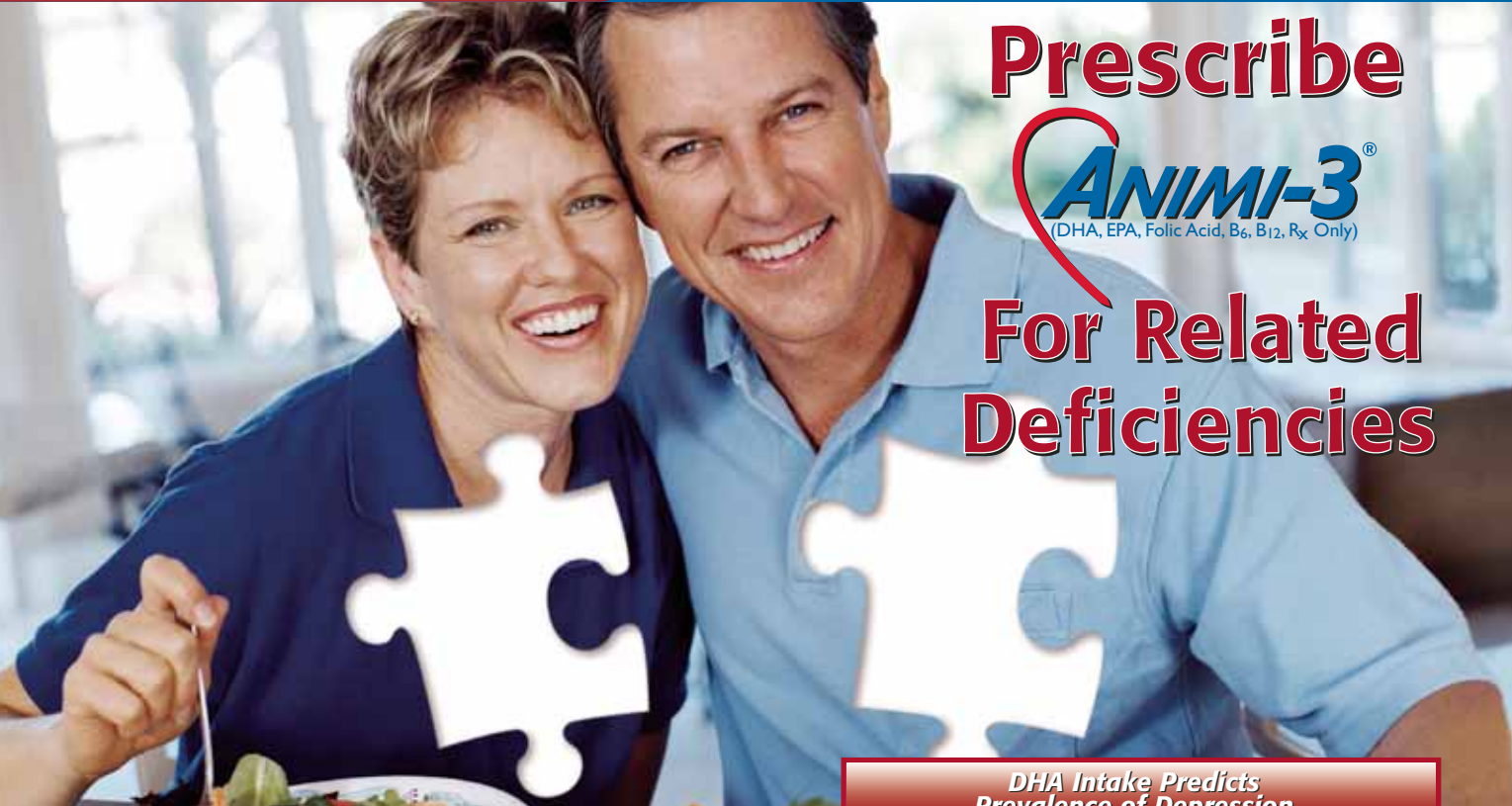
Concomitant use in patients taking monoamine oxidase inhibitors (MAOIs). **WARNINGS: Clinical Worsening and Suicide Risk**—Patients with major depressive disorder (MDD), both adult and pediatric, may experience worsening of their depression and/or the emergence of suicidal ideation and behavior (suicidality) or unusual changes in behavior, whether or not they are taking antidepressant medications, and this risk may persist until significant remission occurs. There has been a long-standing concern that antidepressants may have a role in inducing worsening of depression and the emergence of suicidality in certain patients. Antidepressants increased the risk of suicidal thinking and behavior (suicidality) in short-term studies in children and adolescents with MDD and other psychiatric disorders. It is unknown whether the suicidality risk in pediatric patients extends to longer-term use, i.e., beyond several months. It is also unknown whether the suicidality risk extends to adults. **All pediatric patients being treated with antidepressants for any indication should be observed closely for clinical worsening, suicidality, and unusual changes in behavior, especially during the initial few months of a course of drug therapy, or at times of dose changes, either increases or decreases.** Adults with MDD or comorbid depression in the setting of other psychiatric illness being treated with antidepressants should be observed similarly for clinical worsening and suicidality, especially during the initial few months of a course of drug therapy, or at times of dose changes, either increases or decreases. Anxiety, agitation, panic attacks, insomnia, irritability, hostility, aggressiveness, impulsivity, akathisia (psychomotor restlessness), hypomania, and mania have been reported in adult and pediatric patients being treated with antidepressants for MDD and other indications, both psychiatric and nonpsychiatric. Although a causal link between the emergence of such symptoms and either the worsening of depression and/or the emergence of suicidal impulses has not been established, there is concern that such symptoms may represent precursors to emerging suicidality. Consideration should be given to changing the therapeutic regimen, including possibly discontinuing the medication, in patients whose depression is persistently worse, or who are experiencing emergent suicidality or symptoms that might be precursors to worsening depression or suicidality, especially if these symptoms are severe, abrupt in onset, or were not part of the patient's presenting symptoms. If the decision has been made to discontinue treatment, medication should be tapered, as rapidly as is feasible, but with recognition that abrupt discontinuation can be associated with certain symptoms (see **PRECAUTIONS AND DOSAGE AND ADMINISTRATION**). Families and caregivers of pediatric patients being treated with antidepressants for MDD or other indications, both psychiatric and nonpsychiatric, should be alerted about the need to monitor patients for the emergence of agitation, irritability, unusual changes in behavior, and the other symptoms described above, as well as the emergence of suicidality, and to report such symptoms immediately to health care providers. **Such monitoring should include daily observation by families and caregivers.** Prescriptions for Effexor XR should be written for the smallest quantity of capsules consistent with good patient management, in order to reduce the risk of overdose. Families and caregivers of adults being treated for depression should be similarly advised. **Screening Patients for Bipolar Disorder:** A major depressive episode may be the initial presentation of bipolar disorder. It is generally believed that treating such an episode with an antidepressant alone may increase the likelihood of precipitation of a mixed/manic episode in patients at risk for bipolar disorder. Whether any of the symptoms described above represent such a conversion is unknown. Prior to initiating antidepressant treatment, patients with depressive symptoms should be screened to determine if they are at risk for bipolar disorder; such screening should include a detailed psychiatric history, including a family history of suicide, bipolar disorder, and depression. Effexor XR is not approved for use in treating bipolar depression. **Potential for Interaction with MAOIs—Adverse reactions, some serious, have been reported in patients who recently discontinued an MAOI and started on venlafaxine, or who recently discontinued venlafaxine prior to initiation of an MAOI.** These reactions included tremor, myoclonus, diaphoresis, nausea, vomiting, flushing, dizziness, hyperthermia with features resembling neuroleptic malignant syndrome, seizures, and death. Effexor XR should not be used in combination with an MAOI, or within at least 14 days of discontinuing treatment with an MAOI. At least 7 days should be allowed after stopping venlafaxine before starting an MAOI. **Serotonin Syndrome**—The development of potentially life-threatening serotonin syndrome may occur with Effexor XR treatment, particularly with (i) concomitant use of serotonergic drugs and (ii) with drugs that impair metabolism of serotonin (see **CONTRAINDICATIONS—MAOIs**). If concomitant treatment of Effexor XR with an SSRI, SNRI, or a 5-hydroxytryptamine receptor agonist (triptan) is clinically warranted, careful observation of the patient is advised, particularly during treatment initiation and dose increases. The concomitant use of Effexor XR with serotonin precursors (such as tryptophan supplements) is not recommended. **Sustained Hypertension**—Venlafaxine is associated with sustained increases in blood pressure (BP) in some patients. Postmarketing cases of elevated BP requiring immediate treatment have been reported. Pre-existing hypertension should be controlled. Regular monitoring of BP is recommended. For patients experiencing sustained increase in BP consider either dose reduction or discontinuation. **Mydriasis:** Mydriasis has been reported; monitor patients with raised intraocular pressure or at risk of acute narrow-angle glaucoma (angle-closure glaucoma).

PRECAUTIONS: General—Discontinuation of Treatment with Effexor XR: Abrupt discontinuation or dose reduction of venlafaxine at various doses is associated with new symptoms, the frequency of which increased with increased dose level and longer duration of treatment. Symptoms include agitation, anorexia, anxiety, confusion, coordination impaired, diarrhea, dizziness, dry mouth, dysphoric mood, emotional lability, fosculation, fatigue, headaches, hypomania, insomnia, irritability, lethargy, nausea, nervousness, nightmares, seizures, sensory disturbances (e.g., paresthesias such as electric shock sensations), somnolence, sweating, tinnitus, tremor, vertigo, and vomiting. Monitor patients when discontinuing treatment. A gradual reduction in the dose rather than abrupt cessation is recommended. If intolerable symptoms occur following a decrease in the dose or upon discontinuation of treatment, consider resuming the previously prescribed dose. Subsequently, continue decreasing the dose at a more gradual rate. **Insomnia and Nervousness:** Treatment-emergent insomnia and nervousness have been reported. In Phase 3 trials, insomnia led to drug discontinuation in 1% of both depressed patients and Panic Disorder (PD) patients and in 3% of both Generalized Anxiety Disorder (GAD) and Social Anxiety Disorder (SAD) patients. Nervousness led to drug discontinuation in 0.9% of depressed patients, in 2% of GAD patients, and in 0% of SAD and PD patients. **Changes in Weight: Adult Patients:** In short-term MDD trials, 7% of Effexor XR patients had $\geq 5\%$ loss of body weight and 0.1% discontinued for weight loss. In 6-month GAD studies, 3% of Effexor XR patients had $\geq 7\%$ loss of body weight, and 0.3% discontinued for weight loss in 8-week studies. In 12-week SAD trials, 3% of Effexor XR patients had $\geq 7\%$ loss of body weight and no patients discontinued for weight loss. In 12-week PD trials, 3% of Effexor XR patients had $\geq 7\%$ loss of body weight, and no patients discontinued for weight loss. The safety and efficacy of venlafaxine in combination with weight loss agents, including phentermine, have not been established. Co-administration of Effexor XR and weight loss agents is not recommended. Effexor XR is not indicated for weight loss alone or in combination with other products. **Pediatric Patients:** Weight loss was seen in patients aged 6-17 receiving Effexor XR. More Effexor XR patients than placebo patients experienced weight loss of at least 3.5% in both MDD and GAD studies (18% of Effexor XR patients vs. 3.6% of placebo patients; $P < 0.001$) and the SAD study (47% of Effexor XR patients vs. 14% of placebo patients; $P < 0.001$). Weight loss was not limited to patients with treatment-emergent anorexia (decreased appetite). Children and adolescents in a 6-month MDD study had increases in weight less than expected based on data from age- and sex-matched peers. The difference between observed and expected weight gain was larger for children < 12 years old than for adolescents ≥ 12 years old. **Changes in Height: Pediatric Patients:** In 8-week GAD studies, Effexor XR patients aged 6-17 grew an average of 0.3 cm ($n = 122$), while placebo patients grew an average of 1.0 cm ($n = 132$; $P = 0.041$). This difference in height increase was most notable in patients < 12 . In 8-week MDD studies, Effexor XR patients grew an average of 0.8 cm ($n = 146$), while placebo patients grew an average of 0.7 cm ($n = 147$). During the 16-week placebo-controlled SAD study, both the Effexor XR ($n = 109$) and the placebo ($n = 112$) patients grew an average of 1.0 cm. In the 6-month MDD study, children and adolescents had height increases less than expected based on data from age- and sex-matched peers. The difference between observed and expected growth rates was larger for children < 12 years old than for adolescents ≥ 12 years old. **Changes in Acetab:** **Adult Patients:** Treatment-emergent anorexia was more commonly reported for

Effexor XR (8%) than placebo (4%) patients in MDD studies. The discontinuation rate for anorexia was 1.0% in MDD studies. Treatment-emergent anorexia was more commonly reported for Effexor XR (8%) than placebo (2%) patients in GAD studies. The discontinuation rate for anorexia was 0.9% for up to 8 weeks in GAD studies. Treatment-emergent anorexia was more commonly reported for Effexor XR (20%) than placebo (2%) patients in SAD studies. The discontinuation rate for anorexia was 0.4% for up to 12 weeks in SAD studies. Treatment-emergent anorexia was more commonly reported for Effexor XR (8%) than placebo (3%) patients in PD studies. The discontinuation rate for anorexia was 0.4% for Effexor XR patients in 12-week PD studies. **Pediatric Patients:** Decreased appetite was seen in pediatric patients receiving Effexor XR. In GAD and MDD trials, 10% of Effexor XR patients aged 6-17 for up to 8 weeks and 3% of placebo patients had treatment-emergent anorexia. None of the patients receiving Effexor XR discontinued for anorexia or weight loss. In the placebo-controlled trial for SAD, 22% and 3% of patients aged 8-17 treated for up to 16 weeks with Effexor XR and placebo, respectively, reported treatment-emergent anorexia (decreased appetite). The discontinuation rates for anorexia were 0.7% and 0.0% for patients receiving Effexor XR and placebo, respectively; the discontinuation rates for weight loss were 0.7% for patients receiving either Effexor XR or placebo. **Activation of Mania/Hypomania:** Mania or hypomania has occurred during short-term depression and PD studies. As with all drugs effective in the treatment of MDD, Effexor XR should be used cautiously in patients with a history of mania. **Hypонатremia:** Hyponatremia and/or the syndrome of inappropriate antidiuretic hormone secretion (SIADH) may occur with venlafaxine. Consider this in patients who are volume-depleted, elderly, or taking diuretics. **Seizures:** In all premarketing depression trials with Effexor, seizures were reported in 0.3% of venlafaxine patients. Use cautiously in patients with a history of seizures. Discontinue in any patient who develops seizures. **Abnormal Bleeding:** Abnormal bleeding (most commonly ecchymosis) has been reported. **Serum Cholesterol Elevation:** Clinically relevant increases in serum cholesterol were seen in 5.3% of venlafaxine patients and 0.0% of placebo patients treated for at least 3 months in trials. Consider measurement of serum cholesterol levels during long-term treatment. **Use in Patients With Concomitant Illness:** Use Effexor XR cautiously in patients with diseases or conditions that could affect hemodynamic responses or metabolism. Venlafaxine has not been evaluated in patients with recent history of MI or unstable heart disease. Increases in QT interval (QTc) have been reported in clinical studies. Exercise caution in patients whose underlying medical conditions might be compromised by increases in heart rate. In patients with renal impairment or cirrhosis of the liver, the clearances of venlafaxine and its active metabolites were decreased, prolonging the elimination half-lives. A lower dose may be necessary; use with caution in such patients. **Information for Patients—**Prescribers or other health professionals should inform patients, their families, and their caregivers about the benefits and risks associated with treatment with Effexor XR and should counsel them in its appropriate use. A patient Medication Guide About Using Antidepressants in Children and Teenagers is available for Effexor XR. The prescriber or health professional should instruct patients, their families, and their caregivers to read the Medication Guide and should assist them in understanding its contents. Patients should be given the opportunity to discuss the contents of the Medication Guide and to obtain answers to any questions they may have. The complete text of the Medication Guide is available at www.effexor.com or in the approved prescribing information. Patients should be advised of the following issues and asked to alert their prescriber if these occur while taking Effexor XR. **Clinical Worsening and Suicide Risk:** Patients, their families, and their caregivers should be encouraged to be alert to the emergence of symptoms listed in **WARNINGS: Clinical Worsening and Suicide Risk**, especially those seen early during antidepressant treatment and when the dose is adjusted up or down. Families and caregivers of patients should be advised to observe for the emergence of such symptoms on a day-to-day basis, since changes may be abrupt. Such symptoms should be reported to the patient's prescriber or health professional, especially if they are severe, abrupt in onset, or were not part of the patient's presenting symptoms. Symptoms such as these may be associated with an increased risk for suicidal thinking and behavior and indicate a need for very close monitoring and possibly changes in the medication. Caution patients 1) about operating hazardous machinery, including automobiles, until they are reasonably sure that venlafaxine does not adversely affect their abilities; 2) to avoid alcohol while taking Effexor XR; and 3) about the risk of serotonin syndrome with the concomitant use of Effexor XR and triptans, tramadol, tryptophan supplements, or other serotonergic agents. Patients should be advised to notify their physician 1) if they become pregnant or intend to become pregnant during therapy, or if they are nursing; 2) about other prescription or over-the-counter drugs, including herbal preparations and nutritional supplements they are taking or plan to take; 3) if they develop a rash, hives, or related allergic phenomena; or 4) if they have a history of glaucoma or increased intraocular pressure. **Laboratory Tests—**No specific laboratory tests are recommended. **Drug Interactions—****Alcohol:** A single dose of ethanol had no effect on the pharmacokinetics (PK) of venlafaxine or O-desmethylvenlafaxine (ODV), and venlafaxine did not exaggerate the psychomotor and psychometric effects induced by alcohol. **Cimetidine:** Use caution when administering venlafaxine with cimetidine to patients with pre-existing hypertension or hepatic dysfunction, and the elderly. **Diazepam:** A single dose of diazepam did not appear to affect the PK of either venlafaxine or ODV. Venlafaxine did not have any effect on the PK of diazepam or its active metabolite, desmethyl-diazepam, or affect the psychomotor and psychometric effects induced by diazepam. **Haloperidol:** Venlafaxine decreased total oral-dose clearance of haloperidol, resulting in a 70% increase in haloperidol AUC. The haloperidol C_{max} increased 88%, but the haloperidol elimination half-life was unchanged. **Lithium:** A single dose of lithium did not appear to affect the PK of either venlafaxine or ODV. Venlafaxine had no effect on the PK of lithium. **Drugs Highly Bound to Plasma Proteins:** Venlafaxine is not highly bound to plasma proteins; coadministration of Effexor XR with a highly protein-bound drug should not cause increased free concentrations of the other drug. **Drugs That Inhibit Cytochrome P450 Isoenzymes:** CYP2D6 Inhibitors: Venlafaxine is metabolized to its active metabolite, ODV, by CYP2D6. Drugs inhibiting this isoenzyme have the potential to increase plasma concentrations of venlafaxine and decrease concentrations of ODV. No dosage adjustment is required when venlafaxine is coadministered with a CYP2D6 inhibitor. Concomitant use of venlafaxine with drug treatment(s) that potentially inhibits both CYP2D6 and CYP3A4, the primary metabolizing enzymes for venlafaxine, has not been studied. Use caution if therapy includes venlafaxine and any agent(s) that produces simultaneous inhibition of these two enzyme systems. **Drugs Metabolized by Cytochrome P450 Isoenzymes:** Venlafaxine is a relatively weak inhibitor of CYP2D6. Venlafaxine did not inhibit CYP1A2 and CYP3A4, CYP2C9 (in vitro), or CYP2C19. **Imipramine:** Venlafaxine did not affect the PK of imipramine and 2-OH-imipramine. However, desipramine AUC, C_{max}, and C_{min} increased by ~35% in the presence of venlafaxine. The 2-OH-desipramine AUCs increased by 2.5-4.5 fold. Imipramine did not affect the PK of venlafaxine and ODV. **Risperidone:** Venlafaxine slightly inhibited the CYP2D6-mediated metabolism of risperidone to its active metabolite, 9-hydroxyrisperidone, resulting in a ~32% increase in risperidone AUC. Venlafaxine coadministration did not significantly alter the PK profile of the total active moiety (risperidone plus 9-hydroxyrisperidone). **CYP3A4:** Venlafaxine did not inhibit CYP3A4 in vitro and in vivo. **Indinavir:** In a study of 9 healthy volunteers, venlafaxine administration resulted in a 28% decrease in the AUC of a single dose of indinavir and a 36% decrease in indinavir C_{max}. Indinavir did not affect the PK of venlafaxine and ODV. **CYP1A2:** Venlafaxine did not inhibit CYP1A2 in vitro and in vivo. **CYP2C9:** Venlafaxine did not inhibit CYP2C9 in vitro. In vivo, venlafaxine 75 mg by mouth every 12 hours did not alter the PK of a single 550-mg dose of tolbutamide or the CYP2C9-mediated formation of 4-hydroxy-tolbutamide. **CYP2C19:** Venlafaxine did not inhibit the metabolism of diazepam, which is partially metabolized by CYP2C19 (see Diazepam above). **MAOIs:** See **CONTRAINDICATIONS and WARNINGS: CNS-Active Drugs:** Use caution with concomitant use of venlafaxine and other CNS-active drugs. **Serotonergic Drugs and Triptans (see WARNINGS: Serotonin Syndrome):** Based on the mechanism of action of Effexor XR and the potential for serotonin syndrome, caution is advised when Effexor XR is coadministered with other drugs that may affect the serotonergic neurotransmitter systems, such as triptans, SSRIs, other SNRIs, linezolid, lithium, tramadol, or St. John's wort. If concomitant treatment of Effexor XR with these drugs is clinically warranted, careful observation of the patient is advised, particularly during treatment initiation and dose increases. The concomitant use of Effexor XR with typtophan supplements is not recommended. **Electroconvulsive Therapy (ECT):** There are no clinical data establishing the benefit of ECT combined with Effexor XR treatment. **Carcinogenesis, Mutagenesis, Impairment of Fertility—Carcinogenesis:** There was no increase in tumors in mice and rats given up to 1.7 times the maximum recommended human dose (MRHD) on a mg/m² basis. **Mutagenesis:** Venlafaxine and ODV were not mutagenic in the Ames reverse mutation assay in *Salmonella bacteria* or the CHO/HGPRT mammalian cell forward gene mutation assay. Venlafaxine was not clastogenic in several assays. ODV elicited a clastogenic response in the in vivo chromosomal aberration assay in rat bone marrow. **Impairment of Fertility:** No effects on reproduction or fertility in rats were noted at oral doses of up to 2 times the MRHD on a mg/m² basis. **Pregnancy—Teratogenic Effects—Pregnancy Category C:** Reproduction studies in rats given 2.5 times, and rabbits given 4 times the MRHD (mg/m² basis) revealed no malformations in offspring. However, in rats given 2.5 times the MRHD, there was a decrease in pup weight, an increase in stillborn pups, and an increase in pup deaths during the first 5 days of lactation when dosing began during pregnancy and continued until weaning. There are no adequate and well-controlled studies in pregnant women; use Effexor XR during pregnancy only if clearly needed. **Nonteratogenic Effects:** Neonates exposed to Effexor XR late in the third trimester have developed complications requiring prolonged hospitalization, respiratory support, and tube feeding. Complications can arise immediately upon delivery. Reports include respiratory distress, cyanosis, apnea, seizures, temperature instability, feeding difficulty, vomiting, hypoglycemia, hypotonia, hypertonia, hyperreflexia, tremor, jitteriness, irritability, and constant crying. This is consistent with a direct toxic effect of SNRIs or a drug discontinuation syndrome. In some cases, it is consistent with serotonin syndrome. When treating a pregnant woman with Effexor XR during the third trimester, carefully consider the potential risks and benefits of treatment and consider tapering Effexor XR in the third trimester. **Labor, Delivery, Nursing—**The effect on labor and delivery in humans is unknown. Venlafaxine and ODV have been reported to be excreted in human milk. Because of the potential for serious adverse reactions in nursing infants from Effexor XR, a decision should be made whether to discontinue nursing or to discontinue the drug, taking into account the importance of the drug to the mother. **Pediatric Use—**Safety and effectiveness in the pediatric population have not been established (see **BOX WARNING and WARNINGS: Clinical Worsening and Suicide Risk**). No studies have adequately assessed the impact of Effexor XR on growth, development, and maturation of children and adolescents. Studies suggest Effexor XR may adversely affect weight and height (see **PRECAUTIONS-General, Changes in Height and Changes in Weight**). Should the decision be made to treat a pediatric patient with Effexor XR, regular monitoring of weight and height is recommended during treatment, particularly if long term. The safety of Effexor XR for pediatric patients has not been assessed for chronic treatment >6 months. In studies in patients aged 6-17, blood pressure

and cholesterol increases considered to be clinically relevant were similar to that observed in adult patients. The precautions for adults apply to pediatric patients. **Geriatric Use—**No overall differences in effectiveness or safety were observed between geriatric and younger patients. Greater sensitivity of some older individuals cannot be ruled out. Hyponatremia and SIADH have been reported, usually in the elderly. **ADVERSE REACTIONS: Associated with Discontinuation of Treatment—**The most common events leading to discontinuation in MDD, GAD, SAD, and PD trials included nausea, anorexia, anxiety, impotence, dry mouth, dizziness, insomnia, somnolence, hypertension, diarrhea, paresthesia, tremor, abnormal (mostly blurred) vision, abnormal (mostly delayed) ejaculation, asthenia, vomiting, nervousness, headache, vasodilation, thinking abnormal, decreased libido, and sweating. **Asymptotically Observed Adverse Events in Controlled Clinical Trials for MDD, GAD, SAD, and PD—**Body as a Whole: asthenia, headache, flu syndrome, accidental injury, abdominal pain. **Cardiovascular:** vasodilation, hypertension, palpitation. **Digestive:** nausea, constipation, anorexia, vomiting, flatulence, diarrhea, eructation. **Metabolic/Nutritional:** weight loss. **Nervous System:** dizziness, somnolence, insomnia, dry mouth, nervousness, abnormal dreams, tremor, depression, hyperreflexia, paresthesia, libido decreased, agitation, anxiety, twitching. **Respiratory System:** pharyngitis, yawn, sinusitis. **Skin:** sweating. **Special Senses:** abnormal vision. **Urogenital System:** abnormal ejaculation, impotence, orgasmic dysfunction (including anorgasmia) in females. **Vital Sign Changes:** Effexor XR was associated with a mean increase in pulse rate of about 2 beats/min in depression and GAD trials and a mean increase in pulse rate of 4 beats/min in SAD trials. (See **WARNINGS-Sustained Hypertension**). **Laboratory Changes:** Clinically relevant increases in serum cholesterol were noted in Effexor XR clinical trials. Increases were duration dependent over the study period and tended to be greater with higher doses. **Other Events Observed During the Premarketing Evaluation of Effexor and Effexor XR—**N=6,670. "Frequent"=events occurring in at least 1/100 patients; "infrequent"=1/100 to 1/1000 patients; "rare"=fewer than 1/1000 patients. **Body as a whole** - Frequent: chest pain substernal, chills, fever, neck pain; Infrequent: face edema, intentional injury, malaise, moniliasis, neck rigidity, pelvic pain, photosensitivity reaction, suicide attempt, withdrawal syndrome; Rare: appendicitis, bacteremia, carcinoma, cellulitis. **Cardiovascular system** - Frequent: migraine, postural hypertension, tachycardia; Infrequent: angina pectoris, arrhythmia, extrasystoles, hypotension, peripheral vascular disorder (mainly cold feet and/or cold hands), syncope, thrombophlebitis; Rare: aortic aneurysm, arteritis, first-degree atrioventricular block, bigeminy, bundle branch block, capillary fragility, cerebral ischemia, coronary artery disease, congestive heart failure, heart arrest, hematoma, cardiovascular disorder (mitral valve and circulatory disturbance), mucocutaneous hemorrhage, myocardial infarct, palp, sinus arrhythmia. **Digestive system** - Frequent: increased appetite; Infrequent: bruxism, colitis, dysphagia, tongue edema, esophagitis, gastritis, gastroenteritis, gastrointestinal ulcer, gingivitis, glossitis, rectal hemorrhage, hemorrhoids, melena, oral moniliasis, stomatitis, mouth ulceration; Rare: abdominal distension, biliary pain, cheilitis, gastroenteritis, cholelithiasis, esophageal spasms, duodenitis, jaundice, gastroesophageal reflux disease, gastrointestinal hemorrhage, gum hemorrhage, hepatitis, ileitis, jaundice, intestinal obstruction, liver tenderness, parotitis, peridontitis, proctitis, rectal disorder, salivary gland enlargement, increased salivation, soft stools, thyroid discoloration. **Endocrine system** - Rare: galactorrhea, gait, hyperthyroidism, hypothyroidism, thyroid nodule, thyroiditis. **Hemic and lymphatic system** - Frequent: ecchymosis; Infrequent: anemia, leukocytosis, leukopenia, lymphadenopathy, thrombocytopenia; Rare: basophilia, bleeding time increased, cyanosis, eosinophilia, lymphocytosis, multiple myeloma, purpura, thrombocytopenia. **Metabolic and nutritional** - Frequent: edema, weight gain; Infrequent: alkaline phosphatase increased, dehydration, hypercholesterolemia, hyperglycemia, hyperlipemia, hypoglycemia, hypokalemia, SGOT increased, SGPT increased, thirst; Rare: alcohol intolerance, bilirubinemia, BUN increased, creatinine increased, diabetes mellitus, glycosuria, gout, healing abnormal, hemochromatosis, hypercalcemia, hyperkalemia, hyperphosphatemia, hyperuricemia, hypercholesterolemia, hyponatremia, hypophosphatemia, hypoproteinemia, uremia. **Musculoskeletal system** - Frequent: arthralgia; Infrequent: arthritis, arthrosis, bone spurs, bursitis, leg cramps, myasthenia, tenosynovitis; Rare: bone pain, pathological fracture, muscle cramp, muscle spasms, musculoskeletal stiffness, myopathy, osteoporosis, osteoclerosis, plantar fasciitis, rheumatoid arthritis, tendon rupture. **Nervous system** - Frequent: amnesia, confusion, derepersonalization, hyperesthesia, thinking abnormal, trismus, vertigo; Infrequent: akathisia, apathy, ataxia, circumoral paresthesia, CNS stimulation, emotional lability, euphoria, hallucinations, hostility, hyperesthesia, hyperkinesia, hypotonia, incoordination, manic reaction, myoclonus, neuralgia, neuropathy, psychosis, seizure, abnormal speech, stupor, suicidal ideation; Rare: abnormal/changed behavior, adjustment disorder, akinesia, alcohol abuse, aphasia, bradykinesia, buccoglossal syndrome, cerebrovascular accident, feeling drunk, loss of consciousness, delusions, dementia, dystonia, energy increased, facial paralysis, abnormal gait, Guillain-Barré syndrome, homicidal ideation, hyperchlorhydria, hypokinesia, hysteria, impulse control difficulties, lullid increased, motion sickness, neuritis, nyctalgia, paranoid reaction, paresis, psychotic depression, reflexes decreased, reflexes increased, torticollis. **Respiratory system** - Frequent: cough increased, dyspnea; Infrequent: asthma, chest congestion, epistaxis, hyperventilation, laryngismus, laryngitis, pneumonia, voice alteration; Rare: atelectasis, hemoptysis, hyperventilation, larynx edema, pleurisy, pulmonary embolus, sleep apnea. **Skin and appendages** - Frequent: pruritus; Infrequent: acne, alopecia, contact dermatitis, dry skin, eczema, maculopapular rash, psoriasis, urticaria; Rare: brittle nails, erythema nodosum, exfoliative dermatitis, lichenoid dermatitis, hair discoloration, skin discoloration, furunculosis, hirsutism, leukoderma, miliaria, petechial rash, pruritic rash, pustular rash, vesiculobullous rash, seborrhea, skin atrophy, skin hypertrophy, skin striae, sweating decreased. **Special senses** - Frequent: abnormality of accommodation, mydriasis, taste perversion; Infrequent: conjunctivitis, diplopia, dry eyes, eye pain, hyperacusis, otitis media, parosmia, photophobia, taste loss, visual field defect; Rare: blepharitis, cataract, chromatopsia, conjunctival edema, corneal lesion, deafness, exophthalmos, eye hemorrhage, glaucoma, retinal hemorrhage, subconjunctival hemorrhage, keratitis, labyrinthitis, miosis, papilledema, decreased pupillary reflex, otitis externa, scleritis, uveitis. **Urogenital system** - Frequent: prostatic disorder (prostatitis, enlarged prostate, and prostate irritability), urination impaired; Infrequent: albuminuria, amenorrhea, cystitis, dysuria, hematuria, kidney calculus, kidney pain, leukorrhea, menorrhagia, metrorrhagia, nocturia, breast pain, polyuria, pyuria, urinary incontinence, urinary retention, urinary urgency, vaginal hemorrhage, vaginitis; Rare: abortion, anuria, balanitis, bladder pain, breast discharge, breast engorgement, breast enlargement, endometriosis, female lactation, fibrocystic breast, calcium crystalluria, cervicitis, orchitis, ovarian cyst, prolonged erection, gynecomastia (male), hypomenorrhea, kidney function abnormal, mastitis, menopause, pyelonephritis, oliguria, salpingitis, urolithiasis, uterine hemorrhage, uterine spasm, vaginal dryness. **Postmarketing Reports:** agranulocytosis, anaphylaxis, aplastic anemia, cataracts, congenital anomalies, CPK increased, deep vein thrombophlebitis, delirium, EKG abnormalities such as QT prolongation; cardiac arrhythmias including atrial fibrillation, supraventricular tachycardia, ventricular extrasystoles, and rare reports of ventricular fibrillation and ventricular tachycardia, including torsades de pointes; epidermal necrosis/Stevens-Johnson syndrome, erythema multiforme, extrapyramidal symptoms (including dyskinesia and tardive dyskinesia), angle-closure glaucoma, hemorrhage (including eye and gastrointestinal bleeding), hepatic events (including GGT elevation; abnormalities of unspecified liver function tests; liver damage, necrosis, or failure; and fatty liver); interstitial lung disease (including pulmonary eosinophilia), involuntary movements, LDH increased, neuroleptic malignant syndrome-like events (including a case of a 10-year-old who may have been taking methylphenidate, was treated and recovered), neutropenia, night sweats, pancreatitis, pancytopenia, panic, prolactin increased, renal failure, rhabdomyolysis, serotonin syndrome, shock-like electrical sensations or tinnitis (in some cases, subsequent to the discontinuation of venlafaxine or tapering of dose), and SIADH (usually in the elderly). Elevated dozapine levels that were temporally associated with adverse events, including seizures, have been reported following the addition of venlafaxine. Increases in prothrombin time, partial thromboplastin time, or INR have been reported when venlafaxine was given to patients on warfarin therapy. **DRUG ABUSE AND DEPENDENCE:** Effexor XR is not a controlled substance. Evaluate patients carefully for history of drug abuse and observe such patients closely for signs of misuse or abuse. **OVERDOSAGE:** Electrocardiogram changes (e.g., prolongation of QT interval, bundle branch block, QRS prolongation), sinus and ventricular tachycardia, bradycardia, hypotension, altered level of consciousness (ranging from somnolence to coma), rhabdomyolysis, seizures, vertigo, liver necrosis, and death have been reported. Treatment should consist of those general measures employed in the management of overdose with any antidepressant. Ensure an adequate airway, oxygenation and ventilation. Monitor cardiac rhythm and vital signs. General supportive and symptomatic measures are also recommended. Induction of emesis is not recommended. Gastric lavage with a large bore orogastric tube with appropriate airway protection, if needed, may be indicated if performed soon after ingestion or in symptomatic patients. Activated charcoal should be administered. Due to the large volume of distribution of this drug, forced diuresis, dialysis, hemoperfusion, and exchange transfusion are unlikely to be of benefit. No specific antidotes for venlafaxine are known. In managing overdose, consider the possibility of multiple drug involvement. Consider contacting a poison control center for additional information on the treatment of overdose. Telephone numbers for certified poison control centers are listed in the Physicians' Desk Reference® (PDR). **DOSE AND ADMINISTRATION:** Consult full prescribing information for dosing instructions. **Switching Patients to or From an MAOI—**At least 14 days should elapse between discontinuation of an MAOI and initiation of therapy with Effexor XR. At least 7 days should be allowed after stopping Effexor XR before starting an MAOI (see **CONTRAINDICATIONS and WARNINGS**). This brief summary is based on Effexor XR Prescribing Information W10404C024, revised June 2006.

You Treat Depression...



Prescribe

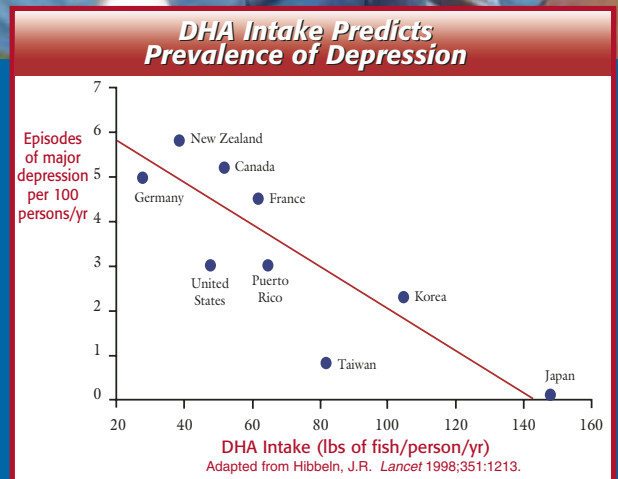
ANIMI-3[®]
(DHA, EPA, Folic Acid, B₆, B₁₂, R_x Only)

For Related
Deficiencies

"There is good evidence that psychiatric illness is associated with depletion of [Omega-3] and, crucially, that supplementation can result in clinical amelioration."

Hallahan, B., & Garland, M.R. *British J Psych* 2005;186:275-277.

| Depleted Levels: | | |
|---------------------|---------|------------|
| | Omega-3 | B-Vitamins |
| Depression | ✓ | ✓ |
| Arthritis | ✓ | ✓ |
| Cardiovascular | ✓ | ✓ |
| Diabetes | ✓ | ✓ |
| Pregnancy | ✓ | ✓ |
| Alcohol Consumption | ✓ | ✓ |



"...reduced membrane DHA emerged as a significant predictor of depression..."

Edwards, R., et al. *J Affect Disord* 1998;48:149-155.

Postpartum—"...lower DHA content in mothers' milk...[was] associated with higher rates of postpartum depression."


Hibbeln, J.R. *J Affect Disord* 2002;69:15-29.

"Trials have shown that folate supplementation hastens recovery from depressive episodes and enhances the effect of antidepressants."

Morris, M.S., et al. *Psychother and Psychosom* 2003;72(2):80-7.

For Samples Call:
1-800-485-9828

For More Information, Visit:
www.animi-3.com



FDA "Qualified Health Claims" Omega-3 Fatty Acids & Coronary Heart Disease. Consumption of omega-3 fatty acids may reduce the risk of coronary heart disease. FDA evaluated the data and determined that, although there is scientific evidence supporting the claim, the evidence is not conclusive. Docket No. 91N-0103.

FDA "Qualified Health Claims" B Vitamins & Vascular Disease. As part of a well-balanced diet that is low in saturated fat and cholesterol. Folic Acid, Vitamin B₆ and Vitamin B₁₂ may reduce the risk of vascular disease. FDA evaluated the above claim and found that, while it is known that diets low in saturated fat and cholesterol reduce the risk of heart disease and other vascular diseases, the evidence in support of the above claim is inconclusive. Docket No. 99P-3029.

Animi-3®

Each Capsule contains:

| | |
|------------------------------|---------|
| Folic Acid | 1 mg |
| Vitamin B ₆ | 12.5 mg |
| Vitamin B ₁₂ | 500 mcg |
| Omega-3 Acids | 500 mg |
| -Docosahexaenoic Acid (DHA) | 350 mg |
| -Eicosapentaenoic Acid (EPA) | 35 mg |

Patent Pending

Rx Only

Description

Animi-3® Capsules are intended for oral administration.

Each Capsule Contains: 1 mg Folic Acid USP, 12.5 mg Vitamin B₆ (Pyridoxine Hydrochloride, USP), 500 mcg Vitamin B₁₂ (Cyanocobalamin, USP) and Pharmaceutical Grade Omega-3 Fish Oil providing 500 mg Omega-3 Acids; including 350 mg Docosahexaenoic Acid (DHA) and 35 mg Eicosapentaenoic Acid (EPA). Also Contains: Yellow Beeswax NF, Sunflower Oil FCC, Bleached Lecithin NF, Ascorbic Acid USP, Mixed Tocopherols NF, Ascorbyl Palmitate NF and a soft shell capsule (which contains; Gelatin USP, Glycerin NF, Titanium Dioxide USP, FD&C Red 40 and USP Purified Water).

Indication

Animi-3® Capsules are indicated for improving nutritional status before, during and after pregnancy and in conditions requiring Essential Fatty Acid, Vitamin B₁₂, B₆ and Folic Acid supplementation.

Contraindications

This product is contraindicated in patients with a known hypersensitivity to any of the ingredients.

Precautions

Folic Acid in doses above 0.1 mg daily may obscure pernicious anemia in that hematological remission can occur while neurological manifestations remain progressive.

Pediatric Use

Safety and effectiveness in pediatric patients have not been established.

Adverse Reactions

Allergic sensitization has been reported following oral, enteral and parenteral administration of folic acid.

Dosage and Administration

Adults — One capsule daily or one capsule twice daily, or as directed by a physician.

How Supplied

Animi-3® supplied as red opaque oblong Capsules. Each Capsule is imprinted with "PBM 540" in black opacode.

Animi-3® Capsules are available in bottles of 60 capsules (NDC 66213-540-60).

Keep out of reach of children.

Dispense in a well-closed, tight light-resistant container as defined in the USP using a child-resistant closure.

Storage Conditions: Store at 20-25°C (68-77°F). See USP Controlled Room Temperature. Protect from light and moisture.

PBM Pharmaceuticals, Inc.
Gordonsville, VA 22942

Rev. 0705

© 2004

All Rights Reserved.



PBM Pharmaceuticals
800-485-9828

PIPE®

Psychiatrists In-Practice Examination®

Before You Recertify, Refresh!

Created for practicing psychiatrists, PIPE is a comprehensive online exam that allows clinicians to assess their knowledge and skills throughout their careers. PIPE is designed to:

- Prepare psychiatrists for ABPN certification and maintenance of certification (MOC)
- Fulfill ABPN's "self-assessment and lifelong learning" MOC requirement
- Provide up to 30 hours of Category 1 CME credit

For additional details and pricing information, or to purchase PIPE, contact The American College of Psychiatrists at 312.662.1020, or visit The College online at www.ACPsych.org.

The American College of Psychiatrists is accredited by the Accreditation Council for Continuing Medical Education to provide continuing medical education for physicians.

The American College of Psychiatrists designates this educational activity for a maximum of 30 AMA PRA Category 1 Credits™. Physicians should only claim credit commensurate with the extent of their participation in the activity.



THE AMERICAN
COLLEGE OF
PSYCHIATRISTS

Visit our web site at www.ACPsych.org

The Evolving Face of ADHD: From Adolescence To Adulthood

Planning Committee

Joseph Biederman, MD

Massachusetts General Hospital
Harvard Medical School

Peter S. Jensen, MD

Columbia University College of
Physicians and Surgeons

James McCracken, MD

UCLA Neuropsychiatric Institute

Thomas Spencer, MD

Massachusetts General Hospital
Harvard Medical School

Timothy Wilens, MD

Massachusetts General Hospital
Harvard Medical School



A Comprehensive CME Visiting Faculty Lecture Dinner Series

For complete program information and to register to attend a visiting faculty dinner meeting in your area, visit ADHD.AscendMedia.com to see a list of cities, dates and speakers.

This activity is jointly sponsored by the Postgraduate Institute for Medicine and SynerMed® Communications.



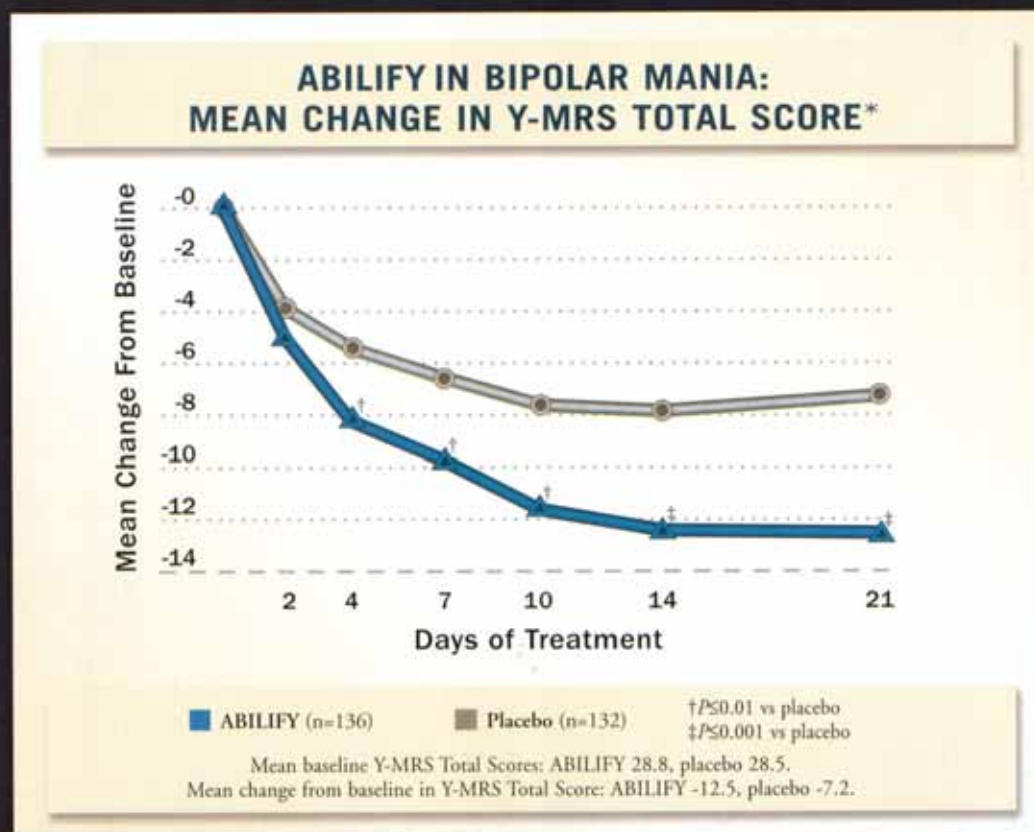
Postgraduate
Institute
for Medicine



This program is supported by an educational grant from McNeil Pediatrics Division of McNeil-PPC, Inc.



ABILIFY® (aripiprazole) efficacy looks good on paper...



Adapted from Sachs et al. *J Psychopharmacol*. 2006.

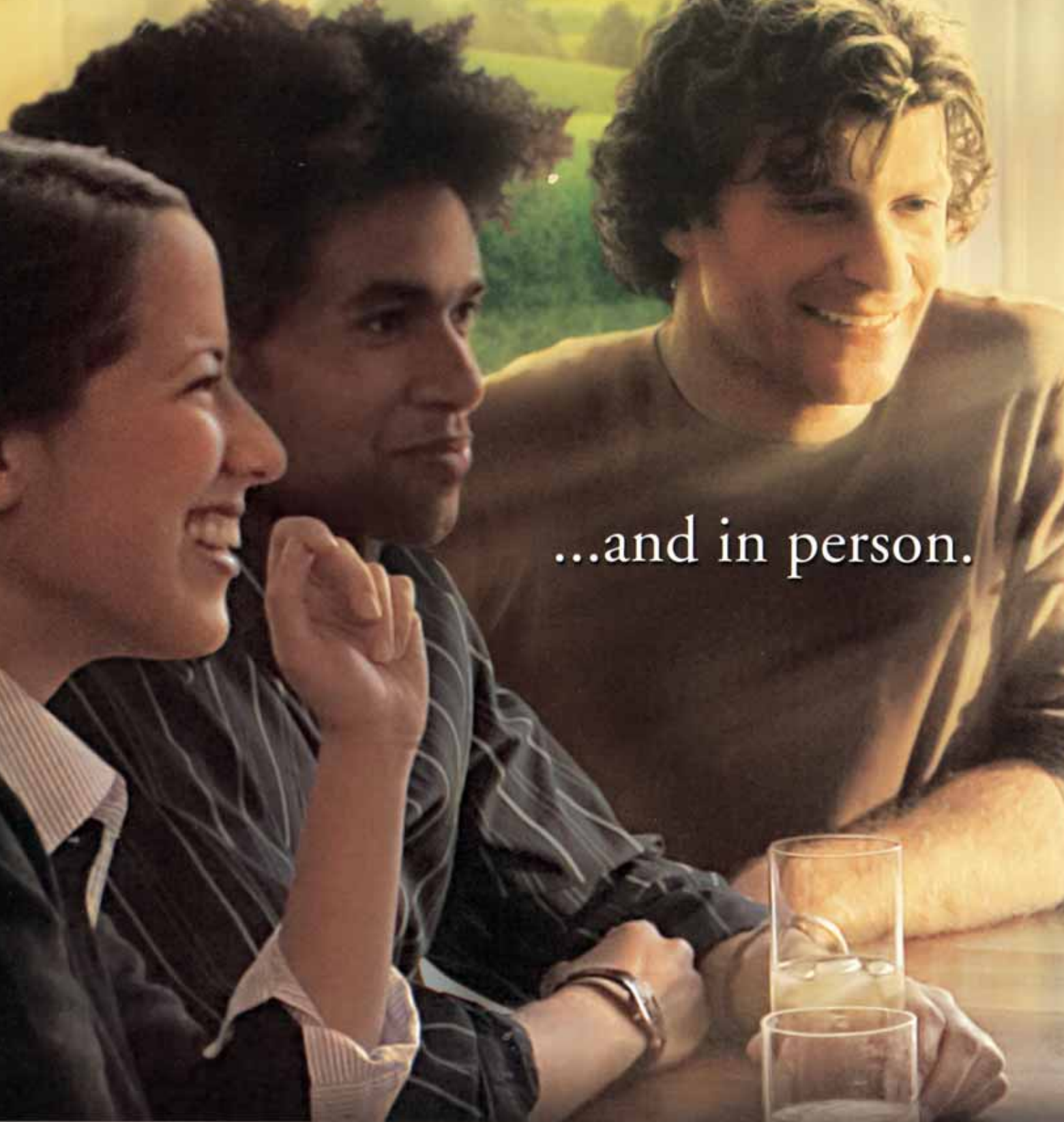
Data from a 3-week, double-blind, randomized, placebo-controlled trial in patients with **Bipolar I Disorder** experiencing acute manic or mixed episodes. Patients were randomized to receive either placebo or aripiprazole with a starting dose of 30 mg/day that could be reduced to 15 mg/day for tolerability and subsequently increased to 30 mg/day for clinical response.

* Last observation carried forward (LOCF).

Y-MRS: Young Mania Rating Scale (range 0 to 60).

ABILIFY is indicated for the treatment of acute manic and mixed episodes associated with Bipolar I Disorder.

Please see IMPORTANT SAFETY INFORMATION, including **Bolded WARNING**, and INDICATIONS on page 4.



...and in person.

Increased Mortality in Elderly Patients with Dementia-Related Psychosis

Elderly patients with dementia-related psychosis treated with atypical antipsychotic drugs are at an increased risk of death compared to placebo. Although the causes of death were varied, most of the deaths appeared to be either cardiovascular or infectious in nature. ABILIFY is not approved for the treatment of patients with dementia-related psychosis.

Please see IMPORTANT SAFETY INFORMATION and INDICATIONS on page 4.




ABILIFY[®]
(aripiprazole)
TABLETS and ORAL SOLUTION 1 mg/mL

HELP ILLUMINATE THE PERSON WITHIN

IMPORTANT SAFETY INFORMATION and INDICATIONS for ABILIFY® (aripiprazole)

IMPORTANT SAFETY INFORMATION:

■ **Increased Mortality in Elderly Patients With Dementia-Related Psychosis**

Elderly patients with dementia-related psychosis treated with atypical antipsychotic drugs are at an increased risk of death compared to placebo. Although the causes of death were varied, most of the deaths appeared to be either cardiovascular or infectious in nature. ABILIFY (aripiprazole) is not approved for the treatment of patients with dementia-related psychosis (see Boxed WARNING).

■ ABILIFY is contraindicated in patients with a known hypersensitivity to the product.

■ As with all antipsychotic medications, including ABILIFY, a rare condition referred to as **neuroleptic malignant syndrome (NMS)** has been reported. As with all antipsychotic medications, prescribing should be consistent with the need to minimize the risk of **tardive dyskinesia (TD)**.

■ **Cerebrovascular adverse events** (eg, stroke, transient ischemic attack), including fatalities, have been reported at an increased incidence in clinical trials of elderly patients with dementia-related psychosis treated with ABILIFY, including a significant dose-response relationship in a fixed-dose trial. ABILIFY is not approved for the treatment of patients with dementia-related psychosis.

■ **Hyperglycemia**, including some serious cases ranging from ketoacidosis, hyperosmolar coma, or death, has been reported in patients treated with atypical antipsychotics. Patients on ABILIFY should be appropriately tested before and monitored during treatment.

ABILIFY may be associated with **orthostatic hypotension** and should be used with caution in patients with known cardiovascular disease, cerebrovascular disease, or conditions which would predispose them to hypotension.

As with other antipsychotic drugs, ABILIFY should be used with caution in patients with a history of **seizures** or with conditions that lower the seizure threshold.

Like other antipsychotics, ABILIFY may have the potential to **impair judgment, thinking, or motor skills**. Patients should not drive or operate hazardous machinery until they are certain ABILIFY does not affect them adversely.

Disruption of the body's ability to reduce **core body temperature** has been attributed to antipsychotics. Appropriate care is advised for patients who may exercise strenuously, be exposed to extreme heat, receive concomitant medication with anticholinergic activity, or be subject to dehydration.

As antipsychotics have been associated with **esophageal dysmotility and aspiration**, ABILIFY should be used cautiously in patients at risk for aspiration pneumonia.

As the possibility of a **suicide** attempt is inherent in psychotic illness and bipolar disorder, close supervision of high-risk patients should accompany drug therapy. Prescriptions for ABILIFY (aripiprazole) should be written for the smallest quantity consistent with good patient management to reduce the risk of overdose.

Physicians should determine if a patient is **pregnant** or intends to become pregnant while taking ABILIFY. Patients should be advised not to breast-feed while taking ABILIFY.

Patients should be advised to avoid alcohol while taking ABILIFY.

Both CYP3A4 and CYP2D6 are responsible for ABILIFY metabolism. Agents that induce CYP3A4 (eg, carbamazepine) could cause an increase in ABILIFY clearance and lower blood levels. Inhibitors of CYP3A4 (eg, ketoconazole) or CYP2D6 (eg, quinidine, fluoxetine, or paroxetine) can inhibit ABILIFY elimination and cause increased blood levels.

Commonly observed adverse events reported with ABILIFY in 3-week bipolar mania trials at a $\geq 5\%$ incidence for ABILIFY and at a rate at least twice the rate of placebo include, respectively, akathisia (15% vs 4%), constipation (13% vs 6%), and accidental injury (6% vs 3%).

Treatment-emergent adverse events reported with ABILIFY in short-term trials at an incidence $\geq 10\%$ and greater than placebo, respectively, include headache (31% vs 26%), agitation (25% vs 24%), anxiety (20% vs 17%), insomnia (20% vs 15%), nausea (16% vs 12%), dyspepsia (15% vs 13%), somnolence (12% vs 8%), akathisia (12% vs 5%), lightheadedness (11% vs 8%), vomiting (11% vs 6%), and constipation (11% vs 7%).

The adverse events reported in a 26-week, double-blind schizophrenia trial comparing ABILIFY and placebo were generally consistent with those reported in the short-term, placebo-controlled schizophrenia trials, except for a higher incidence of tremor: 9% for ABILIFY vs 1% for placebo.

INDICATIONS: ABILIFY is indicated for the treatment of:

- Schizophrenia, including maintaining stability in patients who had been symptomatically stable on other antipsychotic medications for periods of 3 months or longer and observed for relapse during a period of up to 26 weeks*
- Acute manic and mixed episodes associated with Bipolar I Disorder
- Maintaining efficacy in patients with Bipolar I Disorder with a recent manic or mixed episode who had been stabilized and then maintained for at least 6 weeks*

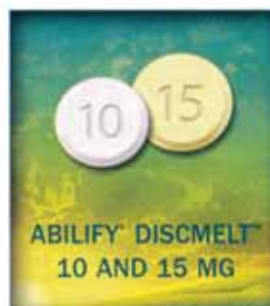
*Physicians who elect to use ABILIFY for extended periods should periodically re-evaluate the long-term usefulness of the drug for the individual patient.

ABILIFY is taken once daily with or without food.

Please see BRIEF SUMMARY of FULL PRESCRIBING INFORMATION, including **Boxed WARNING**, on the following pages.

New ABILIFY[®] DISCMELT[™] (aripiprazole)

Orally Disintegrating Tablets



Similar efficacy and safety to ABILIFY tablets

No liquid needed

Rapidly disintegrates

Convenient delivery of an effective dose



HELP ILLUMINATE THE PERSON WITHIN

ABILIFY® (aripiprazole) Tablets
ABILIFY® DISCMELT™ (aripiprazole)
Orally Disintegrating Tablets
ABILIFY® (aripiprazole) Oral Solution

Rx ONLY

Brief Summary of Prescribing Information. For complete prescribing information please consult official package circular.

WARNING

Increased Mortality in Elderly Patients with Dementia-Related Psychosis

Elderly patients with dementia-related psychosis treated with atypical antipsychotic drugs are at an increased risk of death compared to placebo. Analyses of seventeen placebo-controlled trials (modal duration of 10 weeks) in these patients revealed a risk of death in the drug-treated patients of between 1.6 to 1.7 times that seen in placebo-treated patients. Over the course of a typical 10-week controlled trial, the rate of death in drug-treated patients was about 4.5%, compared to a rate of about 2.6% in the placebo group. Although the causes of death were varied, most of the deaths appeared to be either cardiovascular (e.g., heart failure, sudden death) or infectious (e.g., pneumonia) in nature. ABILIFY (aripiprazole) is not approved for the treatment of patients with dementia-related psychosis.

CONTRAINDICATIONS

ABILIFY (aripiprazole) is contraindicated in patients with a known hypersensitivity to the product.

WARNINGS

Increased Mortality in Elderly Patients with Dementia-Related Psychosis

Elderly patients with dementia-related psychosis treated with atypical antipsychotic drugs are at an increased risk of death compared to placebo. ABILIFY is not approved for the treatment of patients with dementia-related psychosis (see Boxed WARNING).

Neuroleptic Malignant Syndrome (NMS)

A potentially fatal symptom complex sometimes referred to as Neuroleptic Malignant Syndrome (NMS) has been reported in association with administration of antipsychotic drugs, including aripiprazole. Two possible cases of NMS occurred during aripiprazole treatment in the premarketing worldwide clinical database. Clinical manifestations of NMS are hyperpyrexia, muscle rigidity, altered mental status, and evidence of autonomic instability (irregular pulse or blood pressure, tachycardia, diaphoresis, and cardiac dysrhythmia). Additional signs may include elevated creatine phosphokinase, myoglobinuria (rhabdomyolysis), and acute renal failure.

The diagnostic evaluation of patients with this syndrome is complicated. In arriving at a diagnosis, it is important to exclude cases where the clinical presentation includes both serious medical illness (e.g., pneumonia, systemic infection, etc) and untreated or inadequately treated extrapyramidal signs and symptoms (EPS). Other important considerations in the differential diagnosis include central anticholinergic toxicity, heat stroke, drug fever, and primary central nervous system pathology.

The management of NMS should include: 1) immediate discontinuation of antipsychotic drugs and other drugs not essential to concurrent therapy; 2) intensive symptomatic treatment and medical monitoring; and 3) treatment of any concomitant serious medical problems for which specific treatments are available. There is no general agreement about specific pharmacological treatment regimens for uncomplicated NMS.

If a patient requires antipsychotic drug treatment after recovery from NMS, the potential reintroduction of drug therapy should be carefully considered. The patient should be carefully monitored, since recurrences of NMS have been reported.

Tardive Dyskinesia

A syndrome of potentially irreversible, involuntary, dyskinetic movements may develop in patients treated with antipsychotic drugs. Although the prevalence of the syndrome appears to be highest among the elderly, especially elderly women, it is possible to rely upon prevalence estimates to predict, at the inception of antipsychotic treatment, which patients are likely to develop the syndrome. Whether antipsychotic drug products differ in their potential to cause tardive dyskinesia is unknown.

The risk of developing tardive dyskinesia and the likelihood that it will become irreversible are believed to increase as the duration of treatment and the total cumulative dose of antipsychotic drugs administered to the patient increase. However, the syndrome can develop, although much less commonly, after relatively brief treatment periods at low doses.

There is no known treatment for established cases of tardive dyskinesia, although the syndrome may remit, partially or completely, if antipsychotic treatment is withdrawn. Antipsychotic treatment, itself, however, may suppress (or partially suppress) the signs and symptoms of the syndrome and, thereby, may possibly mask the underlying process. The effect that symptomatic suppression has upon the long-term course of the syndrome is unknown.

Given these considerations, ABILIFY should be prescribed in a manner that is most likely to minimize the occurrence of tardive dyskinesia. Chronic antipsychotic treatment should generally be reserved for patients who suffer from a chronic illness that (1) is known to respond to antipsychotic drugs, and (2) for whom alternative, equally effective, but potentially less harmful treatments are not available or appropriate. In patients who do require chronic treatment, the smallest dose and the shortest duration of treatment producing a satisfactory clinical response should be sought. The need for continued treatment should be reassessed periodically.

If signs and symptoms of tardive dyskinesia appear in a patient on ABILIFY, drug discontinuation should be considered. However, some patients may require treatment with ABILIFY despite the presence of the syndrome.

Cerebrovascular Adverse Events, Including Stroke, in Elderly Patients with Dementia-Related Psychosis
In placebo-controlled clinical studies (two flexible dose and one fixed dose study) of dementia-related psychosis, there was an increased incidence of cerebrovascular adverse events (e.g., stroke, transient ischemic attack), including fatalities, in aripiprazole-treated patients (mean age: 84 years; range: 78-88 years). In the fixed-dose study, there was a statistically significant dose response relationship for cerebrovascular adverse events in patients treated with aripiprazole. Aripiprazole is not approved for the treatment of patients with dementia-related psychosis. (See also Boxed WARNING, WARNINGS: Increased Mortality in Elderly Patients with Dementia-Related Psychosis, and PRECAUTIONS: Use in Patients with Concomitant Illness: Safety Experience in Elderly Patients with Psychosis Associated with Alzheimer's Disease.)

Hyperglycemia and Diabetes Mellitus

Hyperglycemia, in some cases extreme and associated with ketoacidosis or hyperosmolar coma or death, has been reported in patients treated with atypical antipsychotics. There have been few reports of hyperglycemia in patients treated with ABILIFY. Although fewer patients have been treated with ABILIFY, it is not known if this more limited experience is the sole reason for the paucity of such reports. Assessment of the relationship between atypical antipsychotic use and glucose abnormalities is complicated by the possibility of an increased background risk of diabetes mellitus in patients with schizophrenia and the increasing incidence of diabetes mellitus in the general population. Given these confounders, the relationship between atypical antipsychotic use and hyperglycemia-related adverse events is not completely understood. However, epidemiological studies which did not include ABILIFY suggest an increased risk of treatment-emergent hyperglycemia-related adverse events in patients treated with the atypical antipsychotics included in these studies. Because ABILIFY was not marketed at the time these studies were performed, it is not known if ABILIFY is associated with this increased risk. Precise risk estimates for hyperglycemia-related adverse events in patients treated with atypical antipsychotics are not available.

Patients with an established diagnosis of diabetes mellitus who are started on atypical antipsychotics should be monitored regularly for worsening of glucose control. Patients with risk factors for diabetes mellitus (e.g., obesity, family history of diabetes) who are starting treatment with atypical antipsychotics should undergo fasting blood glucose testing at the beginning of treatment and periodically during treatment. Any patient treated with atypical antipsychotics should be monitored for symptoms of hyperglycemia including polydipsia, polyuria, polyphagia, and weakness. Patients who develop symptoms of hyperglycemia during treatment with atypical antipsychotics should undergo fasting blood glucose testing. In some cases, hyperglycemia has resolved when the atypical antipsychotic was discontinued; however, some patients required continuation of anti-diabetic treatment despite discontinuation of the suspect drug.

PRECAUTIONS

General

Orthostatic Hypotension

Aripiprazole may be associated with orthostatic hypotension, perhaps due to its α_1 -adrenergic receptor antagonism. The incidence of orthostatic hypotension-associated events from five short-term, placebo-

controlled trials in schizophrenia (n=926) on ABILIFY (aripiprazole) included: orthostatic hypotension (placebo 1%, aripiprazole 1.9%), orthostatic lightheadedness (placebo 1%, aripiprazole 0.9%), and syncope (placebo 1%, aripiprazole 0.6%). The incidence of orthostatic hypotension-associated events from short-term, placebo-controlled trials in bipolar mania (n=597) on ABILIFY included: orthostatic hypotension (placebo 0%, aripiprazole 0.7%), orthostatic lightheadedness (placebo 0.5%, aripiprazole 0.5%), and syncope (placebo 0.9%, aripiprazole 0.5%).

The incidence of a significant orthostatic change in blood pressure (defined as a decrease of at least 30 mmHg in systolic blood pressure when changing from a supine to standing position) for aripiprazole was not statistically different from placebo (in schizophrenia: 14% among aripiprazole-treated patients and 12% among placebo-treated patients and in bipolar mania: 3% among aripiprazole-treated patients and 2% among placebo-treated patients).

Aripiprazole should be used with caution in patients with known cardiovascular disease (history of myocardial infarction or ischemic heart disease, heart failure or conduction abnormalities), cerebrovascular disease, or conditions which would predispose patients to hypotension (dehydration, hypovolemia, and treatment with antihypertensive medications).

Seizure

Seizures occurred in 0.1% (1/926) of aripiprazole-treated patients with schizophrenia in short-term, placebo-controlled trials. In short-term, placebo-controlled clinical trials of patients with bipolar mania, 0.3% (2/597) of aripiprazole-treated patients and 0.2% (1/436) of placebo-treated patients experienced seizures. As with other antipsychotic drugs, aripiprazole should be used cautiously in patients with a history of seizures or with conditions that lower the seizure threshold, e.g., Alzheimer's dementia. Conditions that lower the seizure threshold may be more prevalent in a population of 65 years or older.

Potential for Cognitive and Motor Impairment

In short-term, placebo-controlled trials of schizophrenia, somnolence was reported in 11% of patients on ABILIFY compared to 8% of patients on placebo; somnolence led to discontinuation in 0.1% (1/926) of patients with schizophrenia on ABILIFY in short-term, placebo-controlled trials. In short-term, placebo-controlled trials of bipolar mania, somnolence was reported in 14% of patients on ABILIFY compared to 7% of patients on placebo, but did not lead to discontinuation of any patients with bipolar mania. Despite the relatively modest increased incidence of somnolence compared to placebo, ABILIFY, like other antipsychotics, may have the potential to impair judgment, thinking, or motor skills. Patients should be cautioned about operating hazardous machinery, including automobiles, until they are reasonably certain that therapy with ABILIFY does not affect them adversely.

Body Temperature Regulation

Disruption of the body's ability to reduce core body temperature has been attributed to antipsychotic agents. Appropriate care is advised when prescribing aripiprazole for patients who will be experiencing conditions which may contribute to an elevation in core body temperature, e.g., exercising strenuously, exposure to extreme heat, receiving concomitant medication with anticholinergic activity, or being subject to dehydration.

Dysphagia

Esophageal dysmotility and aspiration have been associated with antipsychotic drug use. Aspiration pneumonia is a common cause of morbidity and mortality in elderly patients, in particular those with advanced Alzheimer's dementia. Aripiprazole and other antipsychotic drugs should be used cautiously in patients at risk for aspiration pneumonia (see PRECAUTIONS: Use in Patients with Concomitant Illness).

Suicide

The possibility of a suicide attempt is inherent in psychotic illnesses and bipolar disorder, and close supervision of high-risk patients should accompany drug therapy. Prescriptions for ABILIFY should be written for the smallest quantity consistent with good patient management in order to reduce the risk of overdose.

Use in Patients with Concomitant Illness

Clinical experience with ABILIFY in patients with certain concomitant systemic illnesses (see CLINICAL PHARMACOLOGY: Special Populations: Renal Impairment and Hepatic Impairment in Full Prescribing Information) is limited.

ABILIFY has not been evaluated or used to any appreciable extent in patients with a recent history of myocardial infarction or unstable heart disease. Patients with these diagnoses were excluded from premarketing clinical studies.

Safety Experience in Elderly Patients with Psychosis Associated with Alzheimer's Disease: In three, 10-week, placebo-controlled studies of aripiprazole in elderly patients with psychosis associated with Alzheimer's disease (n=938; mean age: 82.4 years; range: 56-99 years), the treatment-emergent adverse events that were reported at an incidence of $\geq 3\%$ and aripiprazole incidence at least twice that for placebo were asthenia (placebo 3%, aripiprazole 8%), somnolence (placebo 3%, aripiprazole 9%), urinary incontinence (placebo 1%, aripiprazole 5%), excessive salivation (placebo 0%, aripiprazole 4%), and lightheadedness (placebo 1%, aripiprazole 4%).

The safety and efficacy of ABILIFY in the treatment of patients with psychosis associated with dementia have not been established. If the prescriber elects to treat such patients with ABILIFY, vigilance should be exercised, particularly for the emergence of difficulty swallowing or excessive somnolence, which could predispose to accidental injury or aspiration. (See also Boxed WARNING, WARNINGS: Increased Mortality in Elderly Patients with Dementia-Related Psychosis, and Cerebrovascular Adverse Events, Including Stroke, in Elderly Patients with Dementia-Related Psychosis.)

Information for Patients

Physicians are advised to discuss the following issues with patients for whom they prescribe ABILIFY:

Interference with Cognitive and Motor Performance: Because aripiprazole may have the potential to impair judgment, thinking, or motor skills, patients should be cautioned about operating hazardous machinery, including automobiles, until they are reasonably certain that aripiprazole therapy does not affect them adversely.

Pregnancy: Patients should be advised to notify their physician if they become pregnant or intend to become pregnant during therapy with ABILIFY.

Nursing: Patients should be advised not to breast-feed an infant if they are taking ABILIFY.

Concomitant Medication: Patients should be advised to inform their physicians if they are taking, or plan to take, any prescription or over-the-counter drugs, since there is a potential for interactions.

Alcohol: Patients should be advised to avoid alcohol while taking ABILIFY.

Heat Exposure and Dehydration: Patients should be advised regarding appropriate care in avoiding overheating and dehydration.

Sugar Content: Patients should be advised that each mL of ABILIFY oral solution contains 400 mg of sucrose and 200 mg of fructose.

Phenylketonurics: Phenylalanine is a component of aspartame. Each ABILIFY DISCMELT orally disintegrating tablet contains the following amounts: 10 mg - 1.12 mg phenylalanine and 15 mg - 1.68 mg phenylalanine.

Drug-Drug Interactions

Given the primary CNS effects of aripiprazole, caution should be used when ABILIFY is taken in combination with other centrally acting drugs and alcohol. Due to its α_1 -adrenergic receptor antagonism, aripiprazole has the potential to enhance the effect of certain antihypertensive agents.

Potential for Other Drugs to Affect ABILIFY

Aripiprazole is not a substrate of CYP1A1, CYP1A2, CYP2A6, CYP2B6, CYP2C8, CYP2C9, CYP2C19, or CYP2E1 enzymes. Aripiprazole also does not undergo direct glucuronidation. This suggests that an interaction of aripiprazole with inhibitors or inducers of these enzymes, or other factors, like smoking, is unlikely.

Both CYP3A4 and CYP2D6 are responsible for aripiprazole metabolism. Agents that induce CYP3A4 (e.g., carbamazepine) could cause an increase in aripiprazole clearance and lower blood levels. Inhibitors of CYP3A4 (e.g., ketoconazole) or CYP2D6 (e.g., quinidine, fluoxetine, or paroxetine) can inhibit aripiprazole elimination and cause increased blood levels.

Ketoconazole: Coadministration of ketoconazole (200 mg/day for 14 days) with a 15-mg single dose of aripiprazole increased the AUC of aripiprazole and its active metabolite by 63% and 77%, respectively. The effect of a higher ketoconazole dose (400 mg/day) has not been studied. When concomitant administration of ketoconazole with aripiprazole occurs, aripiprazole dose should be reduced to one-half of its normal dose. Other strong inhibitors of CYP3A4 (itraconazole) would be expected to have similar effects and need similar dose reductions; weaker inhibitors (erythromycin, grapefruit juice) have not been studied. When the CYP3A4 inhibitor is withdrawn from the combination therapy, aripiprazole dose should then be increased.

Quinidine: Coadministration of a 10-mg single dose of aripiprazole with quinidine (166 mg/day for 13 days), a potent inhibitor of CYP2D6, increased the AUC of aripiprazole by 112% but decreased the AUC of its active metabolite, dehydro-aripiprazole, by 35%. Aripiprazole dose should be reduced to one-half of its normal dose when concomitant administration of quinidine with aripiprazole occurs. Other significant inhibitors of CYP2D6, such as fluoxetine or paroxetine, would be expected to have similar effects and, therefore, should be accompanied by similar dose reductions. When the CYP2D6 inhibitor is withdrawn from the combination therapy, aripiprazole dose should then be increased.

Carbamazepine: Coadministration of carbamazepine (200 mg BID), a potent CYP3A4 inducer, with aripiprazole (30 mg QD) resulted in an approximate 70% decrease in C_{max} and AUC values of both aripiprazole and its active metabolite, dehydro-aripiprazole. When carbamazepine is added to aripiprazole therapy, aripiprazole dose should be doubled. Additional dose increases should be based on clinical evaluation. When carbamazepine is withdrawn from the combination therapy, aripiprazole dose should then be reduced.

No clinically significant effect of famotidine, valproate, or lithium was seen on the pharmacokinetics of aripiprazole (see **CLINICAL PHARMACOLOGY: Drug-Drug Interactions** in Full Prescribing Information).

Potential for ABILIFY (aripiprazole) to Affect Other Drugs

Aripiprazole is unlikely to cause clinically important pharmacokinetic interactions with drugs metabolized by cytochrome P450 enzymes. In *in vivo* studies, 10- to 30-mg/day doses of aripiprazole had no significant effect on metabolism by CYP2D6 (dextromethorphan), CYP2C9 (warfarin), CYP2C19 (omeprazole, warfarin), and CYP3A4 (dextromethorphan) substrates. Additionally, aripiprazole and dehydro-aripiprazole did not show potential for altering CYP1A2-mediated metabolism *in vitro* (see **CLINICAL PHARMACOLOGY: Drug-Drug Interactions** in Full Prescribing Information).

Alcohol: There was no significant difference between aripiprazole coadministered with ethanol and placebo coadministered with ethanol on performance of gross motor skills or stimulus response in healthy subjects. As with most psychoactive medications, patients should be advised to avoid alcohol while taking ABILIFY.

Carcinogenesis, Mutagenesis, Impairment of Fertility

Carcinogenesis

Lifetime carcinogenicity studies were conducted in ICR mice and in Sprague-Dawley (SD) and F344 rats. Aripiprazole was administered for 2 years in the diet at doses of 1, 3, 10, and 30 mg/kg/day to ICR mice and 1, 3, and 10 mg/kg/day to F344 rats (0.2 to 5 and 0.3 to 3 times the maximum recommended human dose [MRHD] based on mg/m², respectively). In addition, SD rats were dosed orally for 2 years at 10, 20, 40, and 60 mg/kg/day (3 to 19 times the MRHD based on mg/m²). Aripiprazole did not induce tumors in male mice or rats. In female mice, the incidences of pituitary gland adenomas and mammary gland adenocarcinomas and adrenocarcinomas were increased at dietary doses of 3 to 30 mg/kg/day (0.1 to 0.9 times human exposure at MRHD based on AUC and 0.5 to 5 times the MRHD based on mg/m²). In female rats, the incidence of mammary gland fibroadenomas was increased at a dietary dose of 10 mg/kg/day (0.1 times human exposure at MRHD based on AUC and 3 times the MRHD based on mg/m²) and the incidences of adrenocortical carcinomas and combined adrenocortical adenomas/carcinomas were increased at an oral dose of 60 mg/kg/day (14 times human exposure at MRHD based on AUC and 19 times the MRHD based on mg/m²).

Proliferative changes in the pituitary and mammary gland of rodents have been observed following chronic administration of other antipsychotic agents and are considered prolactin-mediated. Serum prolactin was not measured in the aripiprazole carcinogenicity studies. However, increases in serum prolactin levels were observed in female mice in a 13-week dietary study at the doses associated with mammary gland and pituitary tumors. Serum prolactin was not increased in female rats in 4- and 13-week dietary studies at the dose associated with mammary gland tumors. The relevance for human risk of the findings of prolactin-mediated endocrine tumors in rodents is unknown.

Mutagenesis

The mutagenic potential of aripiprazole was tested in the *in vitro* bacterial reverse-mutation assay, the *in vitro* bacterial DNA repair assay, the *in vitro* forward gene mutation assay in mouse lymphoma cells, the *in vitro* chromosomal aberration assay in Chinese hamster lung (CHL) cells, the *in vivo* micronucleus assay in mice, and the unscheduled DNA synthesis assay in rats. Aripiprazole and a metabolite (2,3-DCPP) were clastogenic in the *in vitro* chromosomal aberration assay in CHL cells with and without metabolic activation. The metabolite, 2,3-DCPP, produced increases in numerical aberrations in the *in vitro* assay in CHL cells in the absence of metabolic activation. A positive response was obtained in the *in vivo* micronucleus assay in mice; however, the response was shown to be due to a mechanism not considered relevant to humans.

Impairment of Fertility

Female rats were treated with oral doses of 2, 6, and 20 mg/kg/day (0.6, 2, and 6 times the maximum recommended human dose [MRHD] on a mg/m² basis) of aripiprazole from 2 weeks prior to mating through day 7 of gestation. Estrus cycle irregularities and increased corpora lutea were seen at all doses, but no impairment of fertility was seen. Increased pre-implantation loss was seen at 6 and 20 mg/kg, and decreased fetal weight was seen at 20 mg/kg.

Male rats were treated with oral doses of 20, 40, and 60 mg/kg/day (6, 13, and 19 times the MRHD on a mg/m² basis) of aripiprazole from 9 weeks prior to mating through mating. Disturbances in spermatogenesis were seen at 60 mg/kg, and prostate atrophy was seen at 40 and 60 mg/kg, but no impairment of fertility was seen.

Pregnancy

Pregnancy Category C

In animal studies, aripiprazole demonstrated developmental toxicity, including possible teratogenic effects in rats and rabbits.

Pregnant rats were treated with oral doses of 3, 10, and 30 mg/kg/day (1, 3, and 10 times the maximum recommended human dose [MRHD] on a mg/m² basis) of aripiprazole during the period of organogenesis. Gestation was slightly prolonged at 30 mg/kg. Treatment caused a slight delay in fetal development, as evidenced by decreased fetal weight (30 mg/kg), undescended testes (30 mg/kg), and delayed skeletal ossification (10 and 30 mg/kg). There were no adverse effects on embryofetal or pup survival. Delivered offspring had decreased bodyweights (10 and 30 mg/kg), and increased incidences of hepatodiaphragmatic nodules and diaphragmatic hernia at 30 mg/kg (the other dose groups were not examined for these findings). (A low incidence of diaphragmatic hernia was also seen in the fetuses exposed to 30 mg/kg.) Postnatally, delayed vaginal opening was seen at 10 and 30 mg/kg and impaired reproductive performance (decreased fertility rate, corpora lutea, implants, and live fetuses, and increased post-implantation loss, likely mediated through effects on female offspring) was seen at 30 mg/kg. Some maternal toxicity was seen at 30 mg/kg, however, there was no evidence to suggest that these developmental effects were secondary to maternal toxicity.

Pregnant rabbits were treated with oral doses of 10, 30, and 100 mg/kg/day (2, 3, and 11 times human exposure at MRHD based on AUC and 6, 19, and 65 times the MRHD based on mg/m²) of aripiprazole during the period of organogenesis. Decreased maternal food consumption and increased abortions were seen at 100 mg/kg. Treatment caused increased fetal mortality (100 mg/kg), decreased fetal weight (30 and 100 mg/kg), increased incidence of skeletal abnormality (fused sternbrae at 30 and 100 mg/kg) and minor skeletal variations (100 mg/kg).

In a study in which rats were treated with oral doses of 3, 10, and 30 mg/kg/day (1, 3, and 10 times the MRHD on a mg/m² basis) of aripiprazole perinatally and postnatally (from day 17 of gestation through day 21 postpartum), slight maternal toxicity and slightly prolonged gestation were seen at 30 mg/kg. An increase in stillbirths, and decreases in pup weight (persisting into adulthood) and survival, were seen at this dose.

There are no adequate and well-controlled studies in pregnant women. It is not known whether aripiprazole can cause fetal harm when administered to a pregnant woman or can affect reproductive capacity. Aripiprazole should be used during pregnancy only if the potential benefit outweighs the potential risk to the fetus.

Labor and Delivery

The effect of aripiprazole on labor and delivery in humans is unknown.

Nursing Mothers

Aripiprazole was excreted in milk of rats during lactation. It is not known whether aripiprazole or its metabolites are excreted in human milk. It is recommended that women receiving aripiprazole should not breast-feed.

Pediatric Use

Safety and effectiveness in pediatric and adolescent patients have not been established.

Geriatric Use

Of the 7951 patients treated with aripiprazole in premarketing clinical trials, 991 (12%) were ≥65 years old and 789 (10%) were ≥75 years old. The majority (88%) of the 991 patients were diagnosed with dementia of the Alzheimer's type.

Placebo-controlled studies of aripiprazole in schizophrenia or bipolar mania did not include sufficient numbers of subjects aged 65 and over to determine whether they respond differently from younger subjects. There was no effect of age on the pharmacokinetics of a single 15-mg dose of aripiprazole. Aripiprazole clearance was decreased by 20% in elderly subjects (≥65 years) compared to younger adult subjects (18 to 64 years), but there was no detectable effect of age in the population pharmacokinetic analysis in schizophrenia patients.

Studies of elderly patients with psychosis associated with Alzheimer's disease have suggested that there may be a different tolerability profile in this population compared to younger patients with schizophrenia (see **Boxed WARNING: WARNINGS: Increased Mortality in Elderly Patients with Dementia-Related Psychosis; Cerebrovascular Adverse Events, Including Stroke, in Elderly Patients with Dementia-**

Related Psychosis; and PRECAUTIONS: Use in Patients with Concomitant Illness). The safety and efficacy of ABILIFY (aripiprazole) in the treatment of patients with psychosis associated with Alzheimer's disease has not been established. If the prescriber elects to treat such patients with ABILIFY, vigilance should be exercised.

ADVERSE REACTIONS

Aripiprazole has been evaluated for safety in 7951 patients who participated in multiple-dose, premarketing trials in schizophrenia, bipolar mania, and dementia of the Alzheimer's type, and who had approximately 5235 patient-years of exposure. A total of 2280 aripiprazole-treated patients were treated for at least 180 days and 1558 aripiprazole-treated patients had at least 1 year of exposure.

The conditions and duration of treatment with aripiprazole included (in overlapping categories) double-blind, comparative and noncomparative open-label studies, inpatient and outpatient studies, fixed- and flexible-dose studies, and short- and longer-term exposure.

Adverse events during exposure were obtained by collecting volunteered adverse events, as well as results of physical examinations, vital signs, weights, laboratory analyses, and ECG. Adverse experiences were recorded by clinical investigators using terminology of their own choosing. In the tables and tabulations that follow, modified COSTART dictionary terminology has been used initially to classify reported adverse events into a smaller number of standardized event categories, in order to provide a meaningful estimate of the proportion of individuals experiencing adverse events.

The stated frequencies of adverse events represent the proportion of individuals who experienced at least once, a treatment-emergent adverse event of the type listed. An event was considered treatment emergent if it occurred for the first time or worsened while receiving therapy following baseline evaluation. There was no attempt to use investigator causality assessments; ie, all reported events are included.

The prescriber should be aware that the figures in the tables and tabulations cannot be used to predict the incidence of side effects in the course of usual medical practice where patient characteristics and other factors differ from those that prevailed in the clinical trials. Similarly, the cited frequencies cannot be compared with figures obtained from other clinical investigations involving different treatments, uses, and investigators. The cited figures, however, do provide the prescribing physician with some basis for estimating the relative contribution of drug and nondrug factors to the adverse event incidence in the population studied.

Adverse Findings Observed in Short-Term, Placebo-Controlled Trials of Patients with Schizophrenia

The following findings are based on a pool of five placebo-controlled trials (four 4-week and one 6-week) in which aripiprazole was administered in doses ranging from 2 to 30 mg/day.

Adverse Events Associated with Discontinuation of Treatment in Short-Term, Placebo-Controlled Trials

Overall, there was no difference in the incidence of discontinuation due to adverse events between aripiprazole-treated (7%) and placebo-treated (9%) patients. The types of adverse events that led to discontinuation were similar between the aripiprazole- and placebo-treated patients.

Adverse Findings Observed in Short-Term, Placebo-Controlled Trials of Patients with Bipolar Mania

The following findings are based on a pool of 3-week, placebo-controlled, bipolar mania trials in which aripiprazole was administered at doses of 15 or 30 mg/day.

Adverse Events Associated with Discontinuation of Treatment in Short-Term, Placebo-Controlled Trials

Overall, in patients with bipolar mania, there was no difference in the incidence of discontinuation due to adverse events between aripiprazole-treated (11%) and placebo-treated (9%) patients. The types of adverse events that led to discontinuation were similar between the aripiprazole and placebo-treated patients.

Commonly Observed Adverse Events in Short-Term, Placebo-Controlled Trials of Patients with Bipolar Mania

Commonly observed adverse events associated with the use of aripiprazole in patients with bipolar mania (incidence of 5% or greater and aripiprazole incidence at least twice that for placebo) are shown in Table 1. There were no adverse events in the short-term trials of schizophrenia that met these criteria.

Table 1: Commonly Observed Adverse Events in Short-Term, Placebo-Controlled Trials of Patients with Bipolar Mania

| Adverse Event | Percentage of Patients Reporting Event | |
|-------------------|--|-----------------|
| | Aripiprazole (n=597) | Placebo (n=436) |
| Accidental Injury | 6 | 3 |
| Constipation | 13 | 6 |
| Akathisia | 15 | 4 |

Adverse Events Occurring at an Incidence of 2% or More Among Aripiprazole-Treated Patients and Greater than Placebo in Short-Term, Placebo-Controlled Trials

Table 2 enumerates the pooled incidence, rounded to the nearest percent, of treatment-emergent adverse events that occurred during acute therapy (up to 6 weeks in schizophrenia and up to 3 weeks in bipolar mania), including only those events that occurred in 2% or more of patients treated with aripiprazole (doses ≥2 mg/day) and for which the incidence in patients treated with aripiprazole was greater than the incidence in patients treated with placebo in the combined dataset.

Table 2: Treatment-Emergent Adverse Events in Short-Term, Placebo-Controlled Trials

| Body System Adverse Event | Percentage of Patients Reporting Event ^a | |
|-------------------------------|---|-----------------|
| | Aripiprazole (n=1523) | Placebo (n=849) |
| Body as a Whole | | |
| Headache | 31 | 26 |
| Asthenia | 8 | 7 |
| Accidental Injury | 5 | 4 |
| Peripheral Edema | 2 | 1 |
| Cardiovascular System | | |
| Hypertension | 2 | 1 |
| Digestive System | | |
| Nausea | 16 | 12 |
| Dyspepsia | 15 | 13 |
| Vomiting | 11 | 6 |
| Constipation | 11 | 7 |
| Musculoskeletal System | | |
| Myalgia | 4 | 3 |
| Nervous System | | |
| Agitation | 25 | 24 |
| Anxiety | 20 | 17 |
| Insomnia | 20 | 15 |
| Somnolence | 12 | 8 |
| Akathisia | 12 | 5 |
| Lightheadedness | 11 | 8 |
| Extrapyramidal Syndrome | 6 | 4 |
| Tremor | 4 | 3 |
| Increased Salivation | 3 | 1 |
| Respiratory System | | |
| Pharyngitis | 4 | 3 |
| Rhinitis | 4 | 3 |
| Coughing | 3 | 2 |
| Special Senses | | |
| Blurred Vision | 3 | 1 |

^a Events reported by at least 2% of patients treated with aripiprazole, except the following events, which had an incidence equal to or less than placebo: abdominal pain, back pain, dental pain, diarrhea, dry mouth, anorexia, psychosis, hypertonion, upper respiratory tract infection, rash, vaginitis^b, dysmenorrhea^c.

^b Percentage based on gender total.

An examination of population subgroups did not reveal any clear evidence of differential adverse event incidence on the basis of age, gender, or race.

Dose-Related Adverse Events

Schizophrenia

Dose response relationships for the incidence of treatment-emergent adverse events were evaluated from four trials in patients with schizophrenia comparing various fixed doses (2, 10, 15, 20, and 30 mg/day) of aripiprazole to placebo. This analysis, stratified by study, indicated that the only adverse event to have a possible dose response relationship, and then most prominent only with 30 mg, was somnolence (placebo, 7.7%; 15 mg, 8.7%; 20 mg, 7.5%; 30 mg, 15.3%).

Extrapyramidal Symptoms

In the short-term, placebo-controlled trials of schizophrenia, the incidence of reported EPS for aripiprazole-treated patients was 6% vs. 6% for placebo. In the short-term, placebo-controlled trials in bipolar mania, the incidence of reported EPS-related events excluding events related to akathisia for aripiprazole-treated patients was 17% vs. 12% for placebo. In the short-term, placebo-controlled trials in bipolar mania, the incidence of akathisia-related events for aripiprazole-treated patients was 15% vs. 4% for placebo. Objectively collected data from those trials was collected on the Simpson Angus Rating Scale (for EPS), the Barnes Akathisia Scale (for akathisia) and the Assessments of Involuntary Movement Scales (for dyskinesias). In the schizophrenia trials, the objectively collected data did not show a difference between aripiprazole and placebo, with the exception of the Barnes Akathisia Scale (aripiprazole, 0.08; placebo, -0.05). In the bipolar mania trials, the Simpson Angus Rating Scale and the Barnes Akathisia Scale showed a significant difference between aripiprazole and placebo (aripiprazole, 0.61; placebo, 0.03 and aripiprazole, 0.25; placebo, -0.06). Changes in the Assessments of Involuntary Movement Scales were similar for the aripiprazole and placebo groups.

Similarly, in a long-term (26-week), placebo-controlled trial of schizophrenia, objectively collected data on the Simpson Angus Rating Scale (for EPS), the Barnes Akathisia Scale (for akathisia), and the Assessments of Involuntary Movement Scales (for dyskinesias) did not show a difference between aripiprazole and placebo.

Laboratory Test Abnormalities

A between group comparison for 3- to 6-week, placebo-controlled trials revealed no medically important differences between the aripiprazole and placebo groups in the proportions of patients experiencing potentially clinically significant changes in routine serum chemistry, hematology, or urinalysis parameters. Similarly, there were no aripiprazole/placebo differences in the incidence of discontinuations for changes in serum chemistry, hematology, or urinalysis.

In a long-term (26-week), placebo-controlled trial there were no medically important differences between the aripiprazole and placebo patients in the mean change from baseline in prolactin, fasting glucose, triglyceride, HDL, LDL, and total cholesterol measurements.

Weight Gain

In 4- to 6-week trials in schizophrenia, there was a slight difference in mean weight gain between aripiprazole and placebo patients (+0.7 kg vs. -0.05 kg, respectively), and also a difference in the proportion of patients meeting a weight gain criterion of $\geq 7\%$ of body weight (aripiprazole (8%) compared to placebo (3%). In 3-week trials in mania, the mean weight gain for aripiprazole and placebo patients was 0.0 kg vs. -0.2 kg, respectively. The proportion of patients meeting a weight gain criterion of $\geq 7\%$ of body weight was aripiprazole (3%) compared to placebo (2%).

Table 3 provides the weight change results from a long-term (26-week), placebo-controlled study of aripiprazole, both mean change from baseline and proportions of patients meeting a weight gain criterion of $\geq 7\%$ of body weight relative to baseline, categorized by BMI at baseline:

Table 3: Weight Change Results Categorized by BMI at Baseline: Placebo-Controlled Study in Schizophrenia, Safety Sample

| | BMI <23 | | BMI 23-27 | | BMI >27 | |
|--------------------------------|---------|--------------|-----------|--------------|---------|--------------|
| | Placebo | Aripiprazole | Placebo | Aripiprazole | Placebo | Aripiprazole |
| Mean change from baseline (kg) | -0.5 | -0.5 | -0.6 | -1.3 | -1.5 | -2.1 |
| % with $\geq 7\%$ increase BW | 3.7% | 6.8% | 4.2% | 5.1% | 4.1% | 5.7% |

Table 4 provides the weight change results from a long-term (52-week) study of aripiprazole, both mean change from baseline and proportions of patients meeting a weight gain criterion of $\geq 7\%$ of body weight relative to baseline, categorized by BMI at baseline:

Table 4: Weight Change Results Categorized by BMI at Baseline: Active-Controlled Study in Schizophrenia, Safety Sample

| | BMI <23 | BMI 23-27 | BMI >27 |
|-------------------------------|--------------------------------|-----------|---------|
| | Mean change from baseline (kg) | 2.6 | 1.4 |
| % with $\geq 7\%$ increase BW | 30% | 19% | 8% |

ECG Changes

Between group comparisons for a pooled analysis of placebo-controlled trials in patients with schizophrenia or bipolar mania, revealed no significant differences between aripiprazole and placebo in the proportion of patients experiencing potentially important changes in ECG parameters. Aripiprazole was associated with a median increase in heart rate of 5 beats per minute compared to a 1 beat per minute increase among placebo patients.

Additional Findings Observed in Clinical Trials

Adverse Events in Long-Term, Double-Blind, Placebo-Controlled Trials

The adverse events reported in a 26-week, double-blind trial comparing ABILIFY (aripiprazole) and placebo in patients with schizophrenia were generally consistent with those reported in the short-term, placebo-controlled trials, except for a higher incidence of tremor [9% (13/153) for ABILIFY vs. 1% (2/153) for placebo]. In this study, the majority of the cases of tremor were of mild intensity (9/13 mild and 4/13 moderate), occurred early in therapy (9/13 ≤ 49 days), and were of limited duration (9/13 ≤ 10 days). Tremor infrequently led to discontinuation (<1% of ABILIFY). In addition, in a long-term (52-week), active-controlled study, the incidence of tremor for ABILIFY was 4% (34/859). A similar adverse event profile was observed in a long-term study in bipolar disorder.

Other Adverse Events Observed During the Premarketing Evaluation of Aripiprazole

Following is a list of modified COSTART terms that reflect treatment-emergent adverse events as defined in the introduction to the **ADVERSE REACTIONS** section reported by patients treated with aripiprazole at multiple doses ≥ 2 mg/day during any phase of a trial within the database of 7951 patients. All reported events are included except those already listed in Table 2, or other parts of the **ADVERSE REACTIONS** section, those considered in the **WARNINGS** or **PRECAUTIONS**, those event terms which were so general as to be uninformative, events reported with an incidence of $\leq 0.05\%$ and which did not have a substantial probability of being acutely life-threatening, events that are otherwise common as background events, and events considered unlikely to be drug related. It is important to emphasize that, although the events reported occurred during treatment with aripiprazole, they were not necessarily caused by it.

Events are further categorized by body system and listed in order of decreasing frequency according to the following definitions: frequent adverse events are those occurring in at least 1/100 patients (only those not already listed in the tabulated results from placebo-controlled trials appear in this listing); infrequent adverse events are those occurring in 1/100 to 1/1000 patients; rare events are those occurring in fewer than 1/1000 patients.

Body as a Whole: *Frequent* – flu syndrome, fever, chest pain, rigidity (including neck and extremity), neck pain, pelvic pain; *Infrequent* – face edema, suicide attempt, malaise, migraine, chills, photosensitivity, tightness (including abdomen, back, extremity, head, jaw, neck, and tongue), jaw pain, bloating, enlarged abdomen, chest tightness, throat pain; *Rare* – moniliasis, head heaviness, throat tightness, Mendelson's syndrome, heat stroke.

Cardiovascular System: *Frequent* – tachycardia (including ventricular and supraventricular), hypotension, bradycardia; *Infrequent* – palpitation, hemorrhage, heart failure, myocardial infarction, cardiac arrest, atrial fibrillation, AV block, prolonged QT interval, extrasystoles, myocardial ischemia, deep vein thrombosis, angina pectoris, pallor, cardiopulmonary arrest, plebitis; *Rare* – bundle branch block, atrial flutter, vasovagal reaction, cardiomegaly, thrombophlebitis, cardiopulmonary failure.

Digestive System: *Frequent* – nausea and vomiting; *Infrequent* – increased appetite, dysphagia, gastroenteritis, flatulence, tooth caries, gastritis, gingivitis, gastrointestinal hemorrhage, hemorrhoids, gastroesophageal reflux, periodontal abscess, fecal incontinence, rectal hemorrhage, stomatitis, colitis, tongue edema, cholecystitis, mouth ulcer, oral moniliasis, eructation, fecal impaction, cholelithiasis; *Rare* –

esophagitis, hematemesis, intestinal obstruction, gum hemorrhage, hepatitis, peptic ulcer, glossitis, melena, duodenal ulcer, cheilitis, hepatomegaly, pancreatitis.

Endocrine System: *Infrequent* – hypothyroidism; *Rare* – goiter, hyperthyroidism.

Hemic/Lymphatic System: *Frequent* – ecchymosis, anemia; *Infrequent* – hypochromic anemia, leukocytosis, leukopenia (including neutropenia), lymphadenopathy, eosinophilia, macrocytic anemia; *Rare* – thrombocytopenia, thrombocytopenia, petechiae.

Metabolic and Nutritional Disorders: *Frequent* – weight loss, creatine phosphokinase increased, dehydration; *Infrequent* – edema, hyperglycemia, hypercholesterolemia, hypokalemia, diabetes mellitus, hypoglycemia, hyperlipemia, SGPT increased, thirst, BUN increased, hyponatremia, SGOT increased, creatinine increased, cyanosis, alkaline phosphatase increased, bilirubinemia, iron deficiency anemia, hyperkalemia, hyperuricemia, obesity; *Rare* – lactic dehydrogenase increased, hypernatremia, gout, hypoglycemic reaction.

Musculoskeletal System: *Frequent* – muscle cramp; *Infrequent* – arthralgia, myasthenia, arthrosis, bone pain, arthritis, muscle weakness, spasm, bursitis, myopathy; *Rare* – rheumatoid arthritis, rhabdomyolysis, tendinitis, tenosynovitis.

Nervous System: *Frequent* – depression, nervousness, schizophrenic reaction, hallucination, hostility, confusion, paranoid reaction, suicidal thought, abnormal gait, manic reaction, delusions, abnormal dream; *Infrequent* – emotional lability, twitch, cogwheel rigidity, impaired concentration, dystonia, vasodilation, paresthesia, impotence, extremity tremor, hypesthesia, vertigo, stupor, bradykinesia, apathy, panic attack, decreased libido, hypersomnia, dyskinesia, manic depressive reaction, ataxia, visual hallucination, cerebrovascular accident, hypokinesia, depersonalization, impaired memory, delirium, dysarthria, tardive dyskinesia, amnesia, hyperactivity, increased libido, myoclonus, restless leg, neuropathy, dysphoria, hyperkinesia, cerebral ischemia, increased reflexes, akinesia, decreased consciousness, hyperesthesia, slowed thinking; *Rare* – blunted affect, euphoria, incoordination, oculogyric crisis, obsessive thought, hypotonia, buccoglossal syndrome, decreased reflexes, derealization, intracranial hemorrhage.

Respiratory System: *Frequent* – sinusitis, dyspnea, pneumonia, asthma; *Infrequent* – epistaxis, hiccup, laryngitis, aspiration pneumonia; *Rare* – pulmonary edema, increased sputum, pulmonary embolism, hypoxia, respiratory failure, apnea, dry nasal passages, hemoptysis.

Skin and Appendages: *Frequent* – skin ulcer, sweating, dry skin; *Infrequent* – pruritus, vesiculobullous rash, acne, eczema, skin discoloration, alopecia, seborrhea, psoriasis; *Rare* – maculopapular rash, exfoliative dermatitis, urticaria.

Special Senses: *Frequent* – conjunctivitis; *Infrequent* – ear pain, dry eye, eye pain, tinnitus, cataract, otitis media, altered taste, blepharitis, eye hemorrhage, deafness; *Rare* – diplopia, frequent blinking, ptosis, strabismus, amblyopia, photophobia.

Urogenital System: *Frequent* – urinary incontinence; *Infrequent* – urinary frequency, leukorrhea, urinary retention, cystitis, hematuria, dysuria, amenorrhea, vaginal hemorrhage, abnormal ejaculation, kidney failure, vaginal moniliasis, urinary urgency, gynecomastia, kidney calculus, albuminuria, breast pain, urinary burning; *Rare* – nocturia, polyuria, menorrhagia, anorgasmia, glycosuria, cervicitis, uterus hemorrhage, female cathectria, urolithiasis, priapism.

Other Events Observed During the Postmarketing Evaluation of Aripiprazole

Voluntary reports of adverse events in patients taking aripiprazole that have been received since market introduction and not listed above that may have no causal relationship with the drug include rare occurrences of allergic reaction (e.g., anaphylactic reaction, angioedema, laryngospasm, pruritus, or urticaria).

DRUG ABUSE AND DEPENDENCE

Controlled Substance

ABILIFY (aripiprazole) is not a controlled substance.

Abuse and Dependence

Aripiprazole has not been systematically studied in humans for its potential for abuse, tolerance, or physical dependence. In physical dependence studies in monkeys, withdrawal symptoms were observed upon abrupt cessation of dosing. While the clinical trials did not reveal any tendency for any drug-seeking behavior, these observations were not systematic and it is not possible to predict on the basis of this limited experience the extent to which a CNS-active drug will be misused, diverted, and/or abused once marketed. Consequently, patients should be evaluated carefully for a history of drug abuse, and such patients should be observed closely for signs of ABILIFY misuse or abuse (e.g., development of tolerance, increases in dose, drug-seeking behavior).

OVERDOSAGE

MedDRA terminology has been used to classify the adverse events.

Human Experience

A total of 76 cases of deliberate or accidental overdosage with aripiprazole have been reported worldwide. These include overdoses with aripiprazole alone and in combination with other substances. No fatality was reported from these cases. Of the 44 cases with known outcome, 33 recovered without sequelae and one recovered with sequelae (mydriasis and feeling abnormal). The largest known acute ingestion with a known outcome involved 1080 mg of aripiprazole (36 times the maximum recommended daily dose) in a patient who fully recovered. Included in the 76 cases are 10 cases of deliberate or accidental overdosage in children (age 12 and younger) involving aripiprazole ingestions up to 195 mg with no fatalities.

Common adverse events (reported in at least 5% of all overdose cases) reported with aripiprazole overdosage (alone or in combination with other substances) include vomiting, somnolence, and tremor. Other clinically important signs and symptoms observed in one or more patients with aripiprazole overdoses (alone or with other substances) include acidosis, aggression, aspartate aminotransferase increased, atrial fibrillation, bradycardia, coma, confusional state, convulsion, blood creatine phosphokinase increased, depressed level of consciousness, hypertension, hypokalemia, hypotension, lethargy, loss of consciousness, QRS complex prolonged, QT prolonged, pneumonia aspiration, respiratory arrest, status epilepticus, and tachycardia.

Management of Overdosage

No specific information is available on the treatment of overdose with aripiprazole. An electrocardiogram should be obtained in case of overdosage and, if QTc interval prolongation is present, cardiac monitoring should be instituted. Otherwise, management of overdose should concentrate on supportive therapy, maintaining an adequate airway, oxygenation and ventilation, and management of symptoms. Close medical supervision and monitoring should continue until the patient recovers.

Charcoal: In the event of an overdose of ABILIFY, an early charcoal administration may be useful in partially preventing the absorption of aripiprazole. Administration of 50 g of activated charcoal, one hour after a single 15-mg oral dose of aripiprazole, decreased the mean AUC and C_{max} of aripiprazole by 50%.

Hemodialysis: Although there is no information on the effect of hemodialysis in treating an overdose with aripiprazole, hemodialysis is unlikely to be useful in overdose management since aripiprazole is highly bound to plasma proteins.

Tablets manufactured by Otsuka Pharmaceutical Co., Ltd., Tokyo, 101-8535 Japan or

Bristol-Myers Squibb Company, Princeton, NJ 08543 USA


Orally disintegrating tablets manufactured by Bristol-Myers Squibb Company, Princeton, NJ 08543 USA

Oral Solution manufactured by Bristol-Myers Squibb Company, Princeton, NJ 08543 USA

Distributed and marketed by Otsuka America Pharmaceutical, Inc., Rockville, MD 20850 USA

Marketed by Bristol-Myers Squibb Company, Princeton, NJ 08543 USA

US Patent Nos: 5,006,528 and 6,977,257

 Bristol-Myers Squibb Company
Princeton, NJ 08543 U.S.A.

 Otsuka America Pharmaceutical, Inc.
Rockville, MD 20850 U.S.A.

D6-B0001A-06-06

1156731B9

1158571B9

1155/06-06

June 2006

©2006, Otsuka Pharmaceutical Co., Ltd., Tokyo, 101-8535 Japan

NEW

Unique Delivery.

Introducing the **first** antidepressant patch

EMSAM[®] is the first and only transdermal monoamine oxidase inhibitor (MAOI) for treating depressive symptoms in patients with major depressive disorder (MDD).

Please see IMPORTANT SAFETY INFORMATION, including **Boxed WARNING**, on next page.



EMSAM[®] 6 mg/24 hr
(selegiline transdermal system)

Unique Delivery. Proven Results.

IMPORTANT SAFETY INFORMATION

• **Antidepressants increased the risk of suicidal thinking and behavior (suicidality) in short-term studies in children and adolescents with major depressive disorder (MDD) and other psychiatric disorders. All pediatric patients being treated with antidepressants for any indication should be observed closely for clinical worsening, suicidality, or unusual changes in behavior, especially during the initial few months of a course of drug therapy, or at time of dose changes, either increases or decreases. Families and caregivers should be advised for the need for close observation and communication with the prescriber. EMSAM is not approved for use in pediatric patients (see Boxed WARNING)**

Pooled analyses of short-term (4 to 16 weeks) placebo-controlled trials of nine antidepressant drugs (SSRIs and others) in children and adolescents with major depressive disorder (MDD), obsessive compulsive disorder (OCD), or other psychiatric disorders (a total of 24 trials involving over 4400 patients) have revealed a greater risk of adverse events representing suicidal thinking and behavior (suicidality) during the first few months of treatment in those receiving antidepressants. The average risk of such events in patients receiving antidepressants was 4%, twice the placebo risk of 2%. No suicides occurred in these trials

- **To reduce the risk of hypertensive crisis, which is potentially life-threatening, foods and beverages high in tyramine must be avoided while on EMSAM 9 mg/24 hr or 12 mg/24 hr, and for 2 weeks following discontinuation of EMSAM at these doses or reducing the dose to EMSAM 6 mg/24 hr**
- Due to the potential for **serotonin syndrome**, which is potentially life-threatening, EMSAM should not be used with the following antidepressants: selective serotonin reuptake inhibitors (SSRIs), dual serotonin and norepinephrine reuptake inhibitors (SNRIs), tricyclic antidepressants (TCAs), monoamine oxidase inhibitors (MAOIs), mirtazapine, and bupropion; meperidine and analgesics such as: tramadol, methadone, propoxyphene, and pentazocine; the antitussive dextromethorphan; cyclobenzaprine; oral selegiline; and St. John's wort
- After stopping treatment with SSRIs, SNRIs, TCAs, MAOIs, mirtazapine, bupropion; meperidine and analgesics such as: tramadol, methadone, and propoxyphene; dextromethorphan; St. John's wort; and buspirone, approximately 1 week (5 weeks for fluoxetine) should elapse before starting therapy with EMSAM. At least 2 weeks should elapse after stopping EMSAM before starting therapy with buspirone or a drug that is contraindicated with EMSAM
- **Carbamazepine** and **oxcarbazepine** are contraindicated in patients taking MAO inhibitors, including EMSAM
- The use of EMSAM is contraindicated for use with **sympathomimetic amines**, including amphetamines as well as cold products and weight-reducing preparations that contain vasoconstrictors (eg, pseudoephedrine, phenylephrine, phenylpropanolamine, and ephedrine)
- Patients taking EMSAM should not undergo **elective surgery requiring general anesthesia** or be given **local anesthesia** containing sympathomimetic vasoconstrictors
- EMSAM should not be used in the presence of **pheochromocytoma** since such tumors secrete pressor substances
- **Adults** with MDD or co-morbid depression in the setting of other psychiatric illness **being treated with antidepressants** should be observed for **clinical worsening and suicidality**, especially during the initial few months of a course of drug therapy, or at times of dose changes, either increases or decreases
- Risk of **bipolar disorder** should be ruled out prior to initiating antidepressant therapy. EMSAM is not approved for the treatment of bipolar depression
- Due to the potential for elevated blood pressure, the use of EMSAM with **buspirone** is not recommended
- As with other MAOIs, **postural hypotension** can occur with EMSAM therapy. Dose increases in the **elderly** should be made with caution and patients should be observed closely for postural changes in blood pressure throughout treatment
- EMSAM should be used with caution in patients with certain concomitant systemic illnesses that can produce **altered metabolism or hemodynamic responses**
- As with other psychoactive drugs, EMSAM may have the potential to **impair judgment, thinking, or motor skills**. Patients should not drive or operate hazardous machinery until they are certain EMSAM does not impair their ability to engage in such activities
- The use of **alcohol** is not recommended while taking EMSAM
- EMSAM should not be used in combination with **tyramine-containing nutritional supplements**
- EMSAM should be used in **pregnancy** only if the potential benefit justifies the potential risk to the fetus. Caution should be exercised when administering EMSAM to a nursing mother
- EMSAM is contraindicated in patients with known **hypersensitivity** to selegiline or to any component of the transdermal system
- **Treatment-emergent adverse events** in short-term clinical trials that occurred at a $\geq 2\%$ incidence with EMSAM and for which the incidence was greater than placebo include: application site reaction (24% vs 12%), headache (18% vs 17%), insomnia (12% vs 7%), diarrhea (9% vs 7%), dry mouth (8% vs 6%), dyspepsia (4% vs 3%), rash (4% vs 2%), pharyngitis (3% vs 2%), and sinusitis (3% vs 1%)

Please see Brief Summary of FULL PRESCRIBING INFORMATION, including **Boxed WARNING**, on following pages.



Proven Results.

The first and only transdermal MAOI—
no dietary modifications at the starting and target dose of 6 mg/24 hr

Significant relief—
proven short-term efficacy with longer time to relapse

Demonstrated tolerability—
reported sexual dysfunction similar to placebo;
minimal weight change

INDICATION

EMSAM is indicated for the treatment of Major Depressive Disorder (MDD).

Dose-Dependent Dietary Modifications:

To reduce the risk of hypertensive crisis, which is potentially life-threatening, foods and beverages high in tyramine must be avoided while on EMSAM[®] 9 mg/24 hr and 12 mg/24 hr, and for 2 weeks following discontinuation of EMSAM at these doses, or reducing the dose to EMSAM 6 mg/24 hr.

- Estimates of the incidence of sexual dysfunction cited in product labeling may underestimate actual incidence



EMSAM[®] 6 mg/24 hr
(selegiline transdermal system)

Unique Delivery. Proven Results.

EMSAM® (SELEGILINE TRANSDERMAL SYSTEM)

CONTINUOUS DELIVERY FOR ONCE-DAILY APPLICATION

Rx only

Brief Summary of Prescribing Information. For complete prescribing information please consult official package circular.

Suicidality in Children and Adolescents

Antidepressants increased the risk of suicidal thinking and behavior (suicidality) in short-term studies in children and adolescents with major depressive disorder (MDD) and other psychiatric disorders. Anyone considering the use of EMSAM or any other antidepressant in a child or adolescent must balance this risk with the clinical need. Patients who are started on therapy should be observed closely for clinical worsening, suicidality, or unusual changes in behavior. Families and caregivers should be advised for the need for close observation and communication with the prescriber. EMSAM is not approved for use in pediatric patients. (See WARNINGS and PRECAUTIONS, Pediatric Use.)

Pooled analyses of short-term (4 to 16 weeks) placebo-controlled trials of nine antidepressant drugs (SSRIs and others) in children and adolescents with major depressive disorder (MDD), obsessive compulsive disorder (OCD), or other psychiatric disorders (a total of 24 trials involving over 4400 patients) have revealed a greater risk of adverse events representing suicidal thinking or behavior (suicidality) during the first few months of treatment in those receiving antidepressants. The average risk of such events in patients receiving antidepressants was 4%, twice the placebo risk of 2%. No suicides occurred in these trials.

INDICATIONS AND USAGE

EMSAM is indicated for the treatment of major depressive disorder.

The efficacy of EMSAM in the treatment of major depressive disorder was established in 6- and 8-week placebo-controlled trials of outpatients with diagnoses of DSM-IV category of major depressive disorder (see Clinical Efficacy Trials in Full Prescribing Information).

A major depressive episode (DSM-IV) implies a prominent and relatively persistent (nearly every day for at least 2 weeks) depressed or dysphoric mood that usually interferes with daily functioning, and includes at least five of the following nine symptoms: depressed mood, loss of interest in usual activities, significant change in weight and/or appetite, insomnia or hypersomnia, psychomotor agitation or retardation, increased fatigue, feelings of guilt or worthlessness, slowed thinking or impaired concentration, and suicide attempt or suicidal ideation.

The benefit of maintaining patients with major depressive disorder on therapy with EMSAM after achieving a responder status for an average duration of about 25 days was demonstrated in a controlled trial (see Clinical Efficacy Trials under CLINICAL PHARMACOLOGY in Full Prescribing Information). The physician who elects to use EMSAM for extended periods should periodically re-evaluate the long-term usefulness of the drug for the individual patient (see DOSAGE AND ADMINISTRATION).

The antidepressant action of EMSAM in hospitalized depressed patients has not been studied.

CONTRAINDICATIONS

EMSAM is contraindicated in patients with known hypersensitivity to selegiline or to any component of the transdermal system.

EMSAM is contraindicated with selective serotonin reuptake inhibitors (SSRIs, e.g., fluoxetine, sertraline, and paroxetine), dual serotonin and norepinephrine reuptake inhibitors (SNRIs, e.g., venlafaxine and duloxetine), tricyclic antidepressants (TCAs, e.g., imipramine and amitriptyline), bupropion hydrochloride; meperidine and analgesic agents such as tramadol, methadone and propoxyphene; the antitussive agent dextromethorphan; St. John's wort; mirtazapine; and cyclobenzaprine. EMSAM should not be used with oral selegiline or other MAO inhibitors (MAOIs e.g., isocarboxazid, phenelzine, and tranylcypromine) (see WARNINGS).

Carbamazepine and oxcarbazepine are contraindicated in patients taking selegiline (see PRECAUTIONS, Drug Interactions).

As with other MAOIs, EMSAM is contraindicated for use with sympathomimetic amines, including amphetamines as well as cold products and weight-reducing preparations that contain vasoconstrictors (e.g., pseudoephedrine, phenylephrine, phenylpropanolamine, and ephedrine).

As with other MAOIs, patients taking EMSAM should not undergo elective surgery requiring general anesthesia. Also, they should not be given cocaine or local anesthesia containing sympathomimetic vasoconstrictors. EMSAM should be discontinued at least 10 days prior to elective surgery. If surgery is necessary sooner, benzodiazepines, miavcurium, rapacuronium, fentanyl, morphine, and codeine may be used cautiously.

As with other MAOIs, EMSAM is contraindicated for use in patients with pheochromocytoma.

EMSAM is an irreversible MAO inhibitor. As a class, these compounds have been associated with hypertensive crises caused by the ingestion of foods containing high amounts of tyramine. In its entirety, the data for EMSAM 6 mg/24 hours support the recommendation that a modified diet is not required at this dose. Due to the more limited data available for EMSAM 9 mg/24 hours and 12 mg/24 hours, patients receiving these doses should follow Dietary Modifications Required for Patients Taking EMSAM 9 mg/24 hours and 12 mg/24 hours. (See WARNINGS and PRECAUTIONS, Drug Interactions, Tyramine.)

WARNINGS

Clinical Worsening and Suicide Risk

Patients with major depressive disorder (MDD), both adult and pediatric, may experience worsening of their depression and/or the emergence of suicidal ideation and behavior (suicidality) or unusual changes in behavior, whether or not they are taking antidepressant medications, and this risk may persist until significant remission occurs. There has been a long-standing concern that antidepressants may have a role in inducing worsening of depression and the emergence of suicidality in certain patients. Antidepressants increased the risk of suicidal thinking and behavior (suicidality) in short-term studies in children and adolescents with Major Depressive Disorder (MDD) and other psychiatric disorders.

Pooled analyses of short-term placebo-controlled trials of nine antidepressant drugs (SSRIs and others) in children and adolescents with MDD, OCD, or other psychiatric disorders (a total of 24 trials involving over 4400 patients) have revealed a greater risk of adverse events representing suicidal behavior or thinking (suicidality) during the first few months of treatment in those receiving antidepressants. The average risk of such events in patients receiving antidepressants was 4%, twice the placebo risk of 2%. There was considerable variation in risk among drugs, but a tendency toward an increase for almost all drugs studied. The risk of suicidality was most consistently observed in the MDD trials, but there were signals of risk arising from trials in other psychiatric indications (obsessive compulsive disorder and social anxiety disorder) as well. No suicides occurred in these trials. It is unknown whether the suicidality risk in pediatric patients extends to longer-term use, i.e., beyond several months. It is also unknown whether the suicidality risk extends to adults.

All pediatric patients being treated with antidepressants for any indication should be observed closely for clinical worsening, suicidality, and unusual changes in behavior, especially during the initial few months of a course of drug therapy, or at times of dose changes, either increases or decreases. Such observation would generally include at least weekly face-to-face contact with patients or their family members or caregivers during the first 4 weeks of treatment, then every other week visits for the next 4 weeks, then at 12 weeks, and as clinically indicated beyond 12 weeks. Additional contact by telephone may be appropriate between face-to-face visits.

Adults with MDD or co-morbid depression in the setting of other psychiatric illness being treated with antidepressants should be observed similarly for clinical worsening and suicidality, especially during the initial few months of a course of drug therapy, or at times of dose changes, either increases or decreases.

The following symptoms, anxiety, agitation, panic attacks, insomnia, irritability, hostility, aggressiveness, impulsivity, akathisia (psychomotor restlessness), hypomania, and mania, have been reported in adult and pediatric patients being treated with antidepressants for major depressive disorder as well as for other indications, both psychiatric and nonpsychiatric. Although a causal link between the emergence of such symptoms and either the worsening of depression and/or the emergence of suicidal impulses has not been

established, there is concern that such symptoms may represent precursors to emerging suicidality.

Consideration should be given to changing the therapeutic regimen, including possibly discontinuing the medication, in patients whose depression is persistently worse, or who are experiencing emergent suicidality or symptoms that might be precursors to worsening depression or suicidality, especially if these symptoms are severe, abrupt in onset, or were not part of the patient's presenting symptoms.

If the decision has been made to discontinue treatment, medication should be tapered, as rapidly as is feasible, but with recognition that abrupt discontinuation can be associated with certain symptoms.

Families and caregivers of pediatric patients being treated with antidepressants for major depressive disorder or other indications, both psychiatric and nonpsychiatric, should be alerted about the need to monitor patients for the emergence of agitation, irritability, unusual changes in behavior, and the other symptoms described above, as well as the emergence of suicidality, and to report such symptoms immediately to healthcare providers. Such monitoring should include daily observation by families and caregivers. Prescriptions for EMSAM (selegiline transdermal system) should be written for the smallest quantity consistent with good patient management, in order to reduce the risk of overdose. Families and caregivers of adults being treated for depression should be similarly advised.

Screening Patients for Bipolar Disorder

A major depressive episode may be the initial presentation of bipolar disorder. It is generally believed (though not established in controlled trials) that treating such an episode with an antidepressant alone may increase the likelihood of precipitation of a mixed/manic episode in patients at risk for bipolar disorder. Whether any of the symptoms described above represent such a conversion is unknown. However, prior to initiating treatment with an antidepressant, patients with depressive symptoms should be adequately screened to determine if they are at risk for bipolar disorder; such screening should include a detailed psychiatric history, including a family history of suicide, bipolar disorder, and depression. It should be noted that EMSAM is not approved for use in treating bipolar depression.

Hypertensive Crisis

EMSAM is an irreversible MAO inhibitor. MAO is important in the catabolism of dietary amines (e.g., tyramine). In this regard, significant inhibition of intestinal MAO-A activity can impose a cardiovascular safety risk following the ingestion of tyramine-rich foods. As a class, MAOIs have been associated with hypertensive crises caused by the ingestion of foods with a high concentration of tyramine. Hypertensive crises, which in some cases may be fatal, are characterized by some or all of the following symptoms: occipital headache which may radiate frontally, palpitation, neck stiffness or soreness, nausea, vomiting, sweating (sometimes with fever and sometimes with cold, clammy skin), dilated pupils, and photophobia. Either tachycardia or bradycardia may be present and can be associated with constricting chest pain. Intracranial bleeding has been reported in association with the increase in blood pressure. Patients should be instructed as to the signs and symptoms of severe hypertension and advised to seek immediate medical attention if these signs or symptoms are present.

In 6 of the 7 clinical studies conducted with EMSAM at doses of 6 mg/24 hours–12 mg/24 hours, patients were not limited to a modified diet typically associated with this class of compounds. Although no hypertensive crises were reported as part of the safety assessment, the likelihood of developing this reaction cannot be fully determined since the amount of tyramine typically consumed during the course of treatment is not known and blood pressure was not continuously monitored.

To further define the likelihood of hypertensive crises with use of EMSAM, several Phase I tyramine challenge studies were conducted both with and without food (see PRECAUTIONS, Drug Interactions, Tyramine). In its entirety, the data for EMSAM 6 mg/24 hours support the recommendation that a modified diet is not required at this dose. Due to the more limited data available for EMSAM 9 mg/24 hours, and the results from the Phase I tyramine challenge study in fed volunteers administered EMSAM 12 mg/24 hours (see PRECAUTIONS, Drug Interactions, Tyramine), patients receiving these doses should follow Dietary Modifications Required for Patients Taking EMSAM 9 mg/24 hours and 12 mg/24 hours.

If a hypertensive crisis occurs, EMSAM should be discontinued immediately and therapy to lower blood pressure should be instituted immediately. Phentolamine 5 mg or labetalol 20 mg administered slowly intravenously is recommended therapy to control hypertension. Alternately, nitroprusside delivered by continuous intravenous infusion may be used. Fever should be managed by means of external cooling. Patients must be closely monitored until symptoms have stabilized.

Dietary Modifications Required for Patients Taking EMSAM 9 mg/24 hours and 12 mg/24 hours

The following foods and beverages should be avoided beginning on the first day of EMSAM 9 mg/24 hours or 12 mg/24 hours treatment and should continue to be avoided for two weeks after a dose reduction to EMSAM 6 mg/24 hours or following the discontinuation of EMSAM 9 mg/24 hours or 12 mg/24 hours.

Food and beverages to avoid and those which are acceptable¹:

| Class of Food and Beverage | Tyramine-Rich Foods and Beverages to Avoid | Acceptable Foods, Containing No or Little Tyramine |
|----------------------------|---|--|
| Meat, Poultry and Fish | Air dried, aged and fermented meats, sausages and salamis (including cacciadore, hard salami and mortadella); pickled herring; and any spoiled or improperly stored meat, poultry and fish (e.g., foods that have undergone changes in coloration, odor, or become moldy); spoiled or improperly stored animal livers | Fresh meat, poultry and fish, including fresh processed meats (e.g., lunch meats, hot dogs, breakfast sausage, and cooked sliced ham) |
| Vegetables | Broad bean pods (fava bean pods) | All other vegetables |
| Dairy | Aged cheeses | Processed cheeses, mozzarella, ricotta cheese, cottage cheese and yogurt |
| Beverages | All varieties of tap beer, and beers that have not been pasteurized so as to allow for ongoing fermentation | As with other antidepressants, concomitant use of alcohol with EMSAM is not recommended. (Bottled and canned beers and wines contain little or no tyramine.) |
| Miscellaneous | Concentrated yeast extract (e.g., Marmite), sauerkraut, most soybean products (including soy sauce and tofu), OTC supplements containing tyramine | Brewer's yeast, baker's yeast, soy milk, commercial chain-restaurant pizzas prepared with cheeses low in tyramine |

¹ Adapted from K. I. Shulman, S. E. Walker. *Psychiatric Annals*. 2001; 31:378-384.

Use With Other Drugs Affecting Monoamine Activity

Serious, sometimes fatal, central nervous system (CNS) toxicity referred to as the "serotonin syndrome" has been reported with the combination of non-selective MAOIs with certain other drugs, including tricyclic or selective serotonin reuptake inhibitor antidepressants, amphetamines, meperidine, or pentazocine. Serotonin syndrome is characterized by signs and symptoms that may include hyperthermia, rigidity, myoclonus, autonomic instability with rapid fluctuations of the vital signs, and mental status changes that include extreme agitation progressing to delirium and coma. Similar less severe syndromes have been reported in a few patients receiving a combination of oral selegiline with one of these agents.

Therefore, EMSAM should not be used in combination with selective serotonin reuptake inhibitors (SSRIs, e.g., fluoxetine, sertraline, paroxetine); dual serotonin and norepinephrine reuptake inhibitors (SNRIs, e.g., venlafaxine and duloxetine); tricyclic antidepressants (TCAs, e.g., imipramine and amitriptyline); oral selegiline or other MAOIs (e.g., isocarboxazid, phenelzine, and tranylcypromine), mirtazapine; bupropion hydrochloride; meperidine and analgesic agents such as tramadol, methadone, and propoxyphene; the antitussive agent dextromethorphan, or St. John's wort because of the risk of life-threatening adverse reactions. Also, EMSAM should not be used with sympathomimetic amines, including amphetamines as well as cold

products and weight-reducing preparations that contain vasoconstrictors (e.g., pseudoephedrine, phenylephrine, phenylpropranolamine, and ephedrine). (See **CONTRAINDICATIONS**.)

Concomitant use of **EMSAM** (selegiline transdermal system) with bupropion hydrochloride is not advised since several cases of elevated blood pressure have been reported in patients taking MAOIs who were then given bupropion HCl.

After stopping treatment with SSRIs; SNRIs; TCAs; MAOIs; meperidine and analgesics such as tramadol, methadone, and propoxyphene; dextromethorphan; St. John's wort; mirtazapine; bupropion HCl; or bupropion HCl, a time period equal to 4-5 half-lives (approximately 1 week) of the drug or any active metabolite should elapse before starting therapy with **EMSAM**. Because of the long half-life of fluoxetine and its active metabolite, at least five weeks should elapse between discontinuation of fluoxetine and initiation of treatment with **EMSAM**. At least two weeks should elapse after stopping **EMSAM** before starting therapy with bupropion HCl or a drug that is contraindicated with **EMSAM**.

PRECAUTIONS

General

Hypotension

As with other MAOIs, postural hypotension, sometimes with orthostatic symptoms, can occur with **EMSAM** therapy. In short-term, placebo-controlled depression studies, the incidence of orthostatic hypotension (i.e., a decrease of 10 mmHg or greater in mean blood pressure when changing position from supine or sitting to standing) was 9.8% in **EMSAM**-treated patients and 6.7% in placebo-treated patients. It is recommended that elderly patients treated with **EMSAM** be closely observed for postural changes in blood pressure throughout treatment. Dose increases should be made cautiously in patients with pre-existing orthostasis. Postural hypotension may be relieved by having the patient recline until the symptoms have abated. Patients should be cautioned to change positions gradually. Patients displaying orthostatic symptoms should have appropriate dosage adjustments as warranted.

Activation of Mania/Hypomania

During Phase III trials, a manic reaction occurred in 8/2036 (0.4%) patients treated with **EMSAM**. Activation of mania/hypomania can occur in a small proportion of patients with major affective disorder treated with other marketed antidepressants. As with all antidepressants, **EMSAM** should be used cautiously in patients with a history of mania.

Use in Patients With Concomitant Illness

Clinical experience with **EMSAM** in patients with certain concomitant systemic illnesses is limited. Caution is advised when using **EMSAM** in patients with disorders or conditions that can produce altered metabolism or hemodynamic responses.

EMSAM has not been systematically evaluated in patients with a history of recent myocardial infarction or unstable heart disease. Such patients were generally excluded from clinical studies during the product's premarketing testing.

No ECG abnormalities attributable to **EMSAM** were observed in clinical trials.

Although studies of phenylpropranolamine and pseudoephedrine did not reveal pharmacokinetic drug interactions with **EMSAM**, it is prudent to avoid the concomitant use of sympathomimetic agents, such as some decongestants.

Information for Patients

Prescribers or other health professionals should inform patients, their families, and their caregivers about the benefits and risks associated with treatment with **EMSAM** and should counsel them in its appropriate use. A patient Medication Guide About Using Antidepressants in Children and Teenagers is available for **EMSAM**. The prescriber or health professional should instruct patients, their families, and their caregivers to read the Medication Guide and should assist them in understanding its contents. Patients should be given the opportunity to discuss the contents of the Medication Guide and to obtain answers to any questions they may have. The complete text of the Medication Guide is reprinted at the end of this document.

Patients should be advised of the following issues and asked to alert their prescriber if these occur while taking **EMSAM**.

Clinical Worsening and Suicide Risk

Patients, their families and their caregivers should be encouraged to be alert to the emergence of anxiety, agitation, panic attacks, insomnia, irritability, hostility, aggressiveness, impulsivity, akathisia (psychomotor restlessness), hypomania, mania, other unusual changes in behavior, worsening of depression, and suicidal ideation, especially early during antidepressant treatment or when the dose is adjusted up or down. Families and caregivers of patients should be advised to observe for the emergence of such symptoms on a day-to-day basis, since changes may be abrupt. Such symptoms should be reported to the patient's prescriber or health professional, especially if they are severe, abrupt in onset, or were not part of the patient's presenting symptoms. Symptoms such as these may be associated with an increased risk for suicidal thinking and behavior and indicate a need for very close monitoring and possibly change in the medication.

General

Patients should be advised not to use oral selegiline while on **EMSAM** therapy.

Patients should be advised not to use carbamazepine or oxcarbazepine while on **EMSAM** therapy.

Patients should be advised not to use meperidine and analgesic agents such as tramadol, methadone, and propoxyphene.

Patients should be advised not to use sympathomimetic agents while on **EMSAM** therapy.

Patients should be advised not to use selective serotonin reuptake inhibitors (SSRIs, e.g., fluoxetine, sertraline, paroxetine, and St. John's wort), dual serotonin and norepinephrine reuptake inhibitors (SNRIs, e.g., venlafaxine and duloxetine), tricyclic antidepressants (TCAs, e.g., imipramine and amitriptyline), mirtazapine, oral selegiline or other MAOIs (e.g., isocarboxazid, phenelzine, and tranylcypromine), bupropion hydrochloride or bupropion hydrochloride while on **EMSAM** therapy.

EMSAM has not been shown to impair psychomotor performance; however, any psychoactive drug may potentially impair judgment, thinking, or motor skills. Patients should be cautioned about operating hazardous machinery, including automobiles, until they are reasonably certain that **EMSAM** therapy does not impair their ability to engage in such activities.

Patients should be told that, although **EMSAM** has not been shown to increase the impairment of mental and motor skills caused by alcohol, the concomitant use of **EMSAM** and alcohol in depressed patients is not recommended.

Patients should be advised to notify their physician if they are taking, or plan to take, any prescription or over-the-counter drugs, including herbals, because of the potential for drug interactions. Patients should also be advised to avoid tyramine-containing nutritional supplements and any cough medicine containing dextromethorphan.

Patients should be advised to use **EMSAM** exactly as prescribed. The need for dietary modifications at higher doses should be explained, and a brief description of hypertensive crisis provided. Rare hypertensive reactions with oral selegiline at doses recommended for Parkinson's disease and associated with dietary influences have been reported. The clinical relevance to **EMSAM** is unknown.

Patients should be advised that certain tyramine-rich foods and beverages should be avoided while on **EMSAM** 9 mg/24 hours or **EMSAM** 12 mg/24 hours, and for two weeks following discontinuation of **EMSAM** at these doses (see **CONTRAINDICATIONS** and **WARNINGS**).

Patients should be instructed to immediately report the occurrence of the following acute symptoms: severe headache, neck stiffness, heart racing or palpitations, or other sudden or unusual symptoms.

Patients should be advised to avoid exposing the **EMSAM** application site to external sources of direct heat, such as heating pads or electric blankets, heat lamps, saunas, hot tubs, heated water beds, and prolonged direct sunlight since heat may result in an increase in the amount of selegiline absorbed from the **EMSAM** patch and produce elevated serum levels of selegiline.

Patients should be advised to change position gradually if lightheaded, faint, or dizzy while on **EMSAM** therapy.

Patients should be advised to notify their physician if they become pregnant or intend to become pregnant during **EMSAM** therapy.

Patients should be advised to notify their physician if they are breast-feeding an infant.

While patients may notice improvement with **EMSAM** (selegiline transdermal system) therapy in one to several weeks, they should be advised of the importance of continuing drug treatment as directed.

Patients should be advised not to cut the **EMSAM** system into smaller portions.

For instructions on how to use **EMSAM**, see **DOSAGE AND ADMINISTRATION, How to Use EMSAM**.

Drug Interactions

The potential for drug interactions between **EMSAM** and a variety of drugs was examined in several human studies. Drug interaction studies described below were conducted with **EMSAM** 6 mg/24 hours. Although no differences are expected, drug interaction studies have not been conducted at higher doses (see *In Vitro Metabolism* in Full Prescribing Information). In all of the studies described below, no drug-related adverse events were noted that required discontinuation of any subjects. Further, the incidence and nature of the adverse events were consistent with those known for selegiline or the test agent.

Alcohol

The pharmacokinetics and pharmacodynamics of alcohol (0.75 mg/kg) alone or in combination with **EMSAM** 6 mg/24 hours for 7 days of treatment was examined in 16 healthy volunteers. No clinically significant differences were observed in the pharmacokinetics or pharmacodynamics of alcohol or the pharmacokinetics of selegiline during co-administration. Although **EMSAM** has not been shown to increase the impairment of mental and motor skills caused by alcohol (0.75 mg/kg) and failed to alter the pharmacokinetic properties of alcohol, patients should be advised that the use of alcohol is not recommended while taking **EMSAM**.

Alprazolam

In subjects who had received **EMSAM** 6 mg/24 hours for 7 days, co-administration with alprazolam (15 mg/day), a CYP3A4/5 substrate, did not affect the pharmacokinetics of either selegiline or alprazolam.

Carbamazepine

Carbamazepine is an enzyme inducer and typically causes decreases in drug exposure, however, slightly increased levels of selegiline and its metabolites were seen after single application of **EMSAM** 6 mg/24 hours in subjects who had received carbamazepine (400 mg/day) for 14 days. Changes in plasma selegiline concentrations were nearly two-fold, and variable across the subject population. The clinical relevance of these observations is unknown. Carbamazepine is contraindicated with MAOIs, including selegiline (see **CONTRAINDICATIONS**).

Ibuprofen

In subjects who had received **EMSAM** 6 mg/24 hours for 11 days, combined administration with the CYP2C9 substrate ibuprofen (800 mg single dose) did not affect the pharmacokinetics of either selegiline or ibuprofen.

Ketoconazole

Seven-day treatment with ketoconazole (200 mg/day), a potent inhibitor of CYP3A4, did not affect the steady-state pharmacokinetics of selegiline in subjects who received **EMSAM** 6 mg/24 hours for seven days and no differences in the pharmacokinetics of ketoconazole were observed.

Levothyroxine

In healthy subjects who had received **EMSAM** 6 mg/24 hours for 10 days, single dose administration with levothyroxine (150 µg) did not alter the pharmacokinetics of either selegiline or levothyroxine (as judged by T₃ and T₄ plasma levels).

Olanzapine

In subjects who had received **EMSAM** 6 mg/24 hours for 10 days, co-administration with olanzapine, a substrate for CYP1A2, CYP2D6, and possibly CYP2A6, did not affect the pharmacokinetics of either selegiline or olanzapine.

Phenylpropranolamine (PPA)

In subjects who had received **EMSAM** 6 mg/24 hours for 9 days, co-administration with PPA (25 mg every 4 hours for 24 hours) did not affect the pharmacokinetics of PPA. There was a higher incidence of significant blood pressure elevations with the co-administration of **EMSAM** and PPA than with PPA alone, suggesting a possible pharmacodynamic interaction. It is prudent to avoid the concomitant use of sympathomimetic agents with **EMSAM**.

Pseudoephedrine

EMSAM 6 mg/24 hours for 10 days, co-administered with pseudoephedrine (60 mg three times a day) did not affect the pharmacokinetics of pseudoephedrine. The effect of pseudoephedrine on **EMSAM** was not examined. There were no clinically significant changes in blood pressure during pseudoephedrine administration alone, or in combination with **EMSAM**. Nonetheless, it is prudent to avoid the concomitant use of sympathomimetic agents with **EMSAM**.

Risperidone

In subjects who had received **EMSAM** 6 mg/24 hours for 10 days, co-administration with risperidone (2 mg per day for 7 days), a substrate for CYP2D6, did not affect the pharmacokinetics of either selegiline or risperidone.

Tyramine

Selegiline (the drug substance of **EMSAM**) is an irreversible inhibitor of monoamine oxidase (MAO), a ubiquitous intracellular enzyme. MAO exists as two isoenzymes, referred to as MAO-A and MAO-B. Selegiline shows greater affinity for MAO-B; however, as selegiline concentration increases, this selectivity is lost with resulting dose-related inhibition of MAO-A. Intestinal MAO is predominantly type A, while in the brain both isoenzymes exist.

MAO plays a vital physiological role in terminating the biological activity of both endogenous and exogenous amines. In addition to their role in the catabolism of monoamines in the CNS, MAOs are also important in the catabolism of exogenous amines found in a variety of foods and drugs. MAO in the gastrointestinal tract (primarily type A) provides protection from exogenous amines with vasopressor actions, such as tyramine, which if absorbed intact can cause a hypertensive crisis, the so-called "cheese reaction." If a large amount of tyramine is absorbed systemically, it is taken up by adrenergic neurons and causes norepinephrine release from neuronal storage sites with resultant elevation of blood pressure. While most foods contain negligible amounts or no tyramine, a few food products (see **WARNINGS**) may contain large amounts of tyramine that represent a potential risk for patients with significant inhibition of intestinal MAO-A resulting from administration of MAOIs. Tyramine-containing nutritional supplements should be avoided by patients taking **EMSAM**.

Animal studies have indicated the transdermal administration of selegiline via **EMSAM** 6 mg/24 hours allows for critical levels of MAO inhibition to be achieved in the brain while avoiding levels of gastrointestinal inhibition. To further define the risk of hypertensive crises with use of **EMSAM**, several Phase I tyramine challenge studies were conducted both with and without food.

Fourteen tyramine challenge studies including 214 healthy subjects (age range 18-65; 31 subjects >50 years of age) were conducted to determine the pressor effects of oral tyramine with concurrent **EMSAM** treatment (6 mg/24 hours-12 mg/24 hours), measured as the dose of tyramine required to raise systolic blood pressure by 30 mmHg (TYR30). Studies were conducted with and without concomitant administration of food. Studies conducted with food are most relevant to clinical practice since tyramine typically will be consumed in food. A high-tyramine meal is considered to contain up to 40 mg of tyramine.

One study using a crossover design in 13 subjects investigated tyramine pressor doses (TYR30) after administration of **EMSAM** 6 mg/24 hours and oral selegiline (5 mg twice daily) for 9 days. Mean pressor doses (TYR30) of tyramine capsules administered without food were 338 mg and 385 mg in subjects treated with **EMSAM** and oral selegiline, respectively.

Another study using a crossover design in 10 subjects investigated tyramine pressor doses after administration of **EMSAM** 6 mg/24 hours or tranylcypromine 30 mg/day for 10 days. Mean pressor doses (TYR30) of tyramine capsules administered without food were 270 mg in subjects treated with **EMSAM** 6 mg/24 hours and 10 mg in subjects treated with tranylcypromine.

In a third crossover study, tyramine without food was administered to 12 subjects. The mean tyramine pressor doses (TYR30) after administration of **EMSAM** 6 mg/24 hours for 9 and 33 days were 292 mg and

204 mg, respectively. The lowest pressor dose was 50 mg in one subject in the 33-day group.

Tyramine pressor doses were also studied in 11 subjects after extended treatment with EMSAM (selegiline transdermal system) 12 mg/24 hours. At 30, 60, and 90 days, the mean pressor doses (TYR30) of tyramine administered without food were 95 mg, 72 mg, and 88 mg, respectively. The lowest pressor dose without food was 25 mg in 3 subjects at day 30 while on EMSAM 12 mg/24 hours. Eight subjects from this study, with a mean tyramine pressor dose of 64 mg at 90 days, were subsequently administered tyramine with food, resulting in a mean pressor dose of 172 mg (2.7 times the mean pressor dose observed without food, $p < 0.003$).

With the exception of one study (N=153), the phase III clinical development program was conducted without requiring a modified diet (N=2553, 1606 at 6 mg/24 hours, and 947 at 9 mg/24 hours or 12 mg/24 hours). No hypertensive crises were reported in any patient receiving EMSAM.

In its entirety, the data for EMSAM 6 mg/24 hours support the recommendation that a modified diet is not required at this dose. Due to the more limited data available for EMSAM 9 mg/24 hours and 12 mg/24 hours, patients receiving these doses should follow **Dietary Modifications Required for Patients Taking EMSAM 9 mg/24 hours and 12 mg/24 hours.** (See **WARNINGS**.)

Warfarin

Warfarin is a substrate for CYP2C9 and CYP3A4 metabolism pathways. In healthy volunteers titrated with Coumadin® (warfarin sodium) to clinical levels of anticoagulation (INR of 1.5 to 2), co-administration with EMSAM 6 mg/24 hours for 7 days did not affect the pharmacokinetics of the individual warfarin enantiomers. EMSAM did not alter the clinical pharmacodynamic effects of warfarin as measured by INR, Factor VII or Factor X levels.

Carcinogenesis, Mutagenesis, Impairment of Fertility

Carcinogenesis

In an oral carcinogenicity study in rats, selegiline given in the diet for 104 weeks was not carcinogenic up to the highest evaluable dose tested (3.5 mg/kg/day, which is 3 times the oral maximum recommended human dose on a mg/m² basis).

Carcinogenicity studies have not been conducted with transdermal administration of selegiline.

Mutagenesis

Selegiline induced mutations and chromosomal damage when tested in the *in vitro* mouse lymphoma assay with and without metabolic activation. Selegiline was negative in the Ames assay, the *in vitro* mammalian chromosome aberration assay in human lymphocytes, and the *in vivo* oral mouse micronucleus assay.

Impairment of Fertility

A mating and fertility study was conducted in male and female rats at transdermal doses of 10, 30, and 75 mg/kg/day of selegiline (8, 24 and 60 times the maximum recommended human dose of EMSAM [12 mg/24 hours] on a mg/m² basis). Slight decreases in sperm concentration and total sperm count were observed at the high dose; however, no significant adverse effects on fertility or reproductive performance were observed.

Teratogenic Effects - Pregnancy Category C

In an embryofetal development study in rats, dams were treated with transdermal selegiline during the period of organogenesis at doses of 10, 30, and 75 mg/kg/day (8, 24, and 60 times the maximum recommended human dose [MRHD] of EMSAM [12 mg/24 hours] on a mg/m² basis). At the highest dose there was a decrease in fetal weight and slight increases in malformations, delayed ossification (also seen at the mid dose), and embryofetal post-implantation lethality. Concentrations of selegiline and its metabolites in fetal plasma were generally similar to those in maternal plasma. In an *oral* embryofetal development study in rats, a decrease in fetal weight occurred at the highest dose tested (36 mg/kg; no-effect dose 12 mg/kg); no increase in malformations was seen.

In an embryofetal development study in rabbits, dams were treated with transdermal selegiline during the period of organogenesis at doses of 2.5, 10, and 40 mg/kg/day (4, 16, and 64 times the MRHD on a mg/m² basis). A slight increase in visceral malformations was seen at the high dose. In an *oral* embryofetal development study in rabbits, increases in total resorptions and post-implantation loss, and a decrease in the number of live fetuses per dam, occurred at the highest dose tested (50 mg/kg; no-effect dose 25 mg/kg).

In a prenatal and postnatal development study in rats, dams were treated with transdermal selegiline at doses of 10, 30, and 75 mg/kg/day (8, 24, and 60 times the MRHD on a mg/m² basis) on days 6-21 of gestation and days 1-21 of the lactation period. An increase in post-implantation loss was seen at the mid and high doses, and an increase in stillborn pups was seen at the high dose. Decreases in pup weight (throughout lactation and post-weaning periods) and survival (throughout lactation period), retarded pup physical development, and pup epididymal and testicular hypoplasia, were seen at the mid and high doses. Retarded neurobehavioral and sexual development was seen at all doses. Adverse effects on pup reproductive performance, as evidenced by decreases in implantations and litter size, were seen at the high dose. These findings suggest persistent effects on the offspring of treated dams. A no-effect dose was not established for developmental toxicity. In this study concentrations of selegiline and its metabolites in milk were ~ 15 and 5 times, respectively, the concentrations in plasma, indicating that the pups were directly dosed during the lactation period.

There are no adequate and well-controlled studies in pregnant women. EMSAM should be used during pregnancy only if the potential benefit justifies the potential risk to the fetus.

Labor and Delivery

The effect of EMSAM on labor and delivery in humans is unknown.

Nursing Mothers

In a prenatal and postnatal study of transdermal selegiline in rats, selegiline and metabolites were excreted into the milk of lactating rats. The levels of selegiline and metabolites in milk were approximately 15 and 5 times, respectively, steady-state levels of selegiline and metabolites in maternal plasma. It is not known whether this drug is excreted in human milk. Because many drugs are excreted in human milk, caution should be exercised administering EMSAM to a nursing mother.

Pediatric Use

Safety and effectiveness in the pediatric population have not been established (see **BOX WARNING** and **WARNINGS, Clinical Worsening and Suicide Risk**).

Anyone considering the use of EMSAM in a child or adolescent must balance the potential risks with the clinical need.

Geriatric Use

One hundred ninety-eight (198) elderly (≥65 years of age) patients participated in clinical studies with EMSAM 6 mg/24 hours to 12 mg/24 hours. There were no overall differences in effectiveness between elderly and younger patients. In short-term, placebo-controlled depression trials, patients age 50 and older appeared to be at higher risk for rash (4.4% EMSAM versus 0% placebo) than younger patients (3.4% EMSAM versus 2.4% placebo).

ADVERSE REACTIONS

The premarketing development program for EMSAM included selegiline exposures in patients and/or normal subjects from two different groups of studies: 702 healthy subjects in clinical pharmacology/pharmacokinetics studies and 2036 exposures from patients in controlled and uncontrolled major depressive disorder clinical trials. The conditions and duration of treatment with EMSAM varied and included double-blind, open-label, fixed-dose, and dose titration studies of short-term and longer-term exposures. Safety was assessed by monitoring adverse events, physical examinations, vital signs, body weights, laboratory analyses, and ECGs.

Adverse events during exposure were obtained primarily by general inquiry and recorded by clinical investigators. In the tables and tabulations that follow, standard COSTART terminology has been used to classify reported adverse events. The stated frequencies of adverse events represent the proportion of individuals who experienced, at least once, a treatment-emergent adverse event of the type listed. An event was considered treatment-emergent if it occurred for the first time or worsened while receiving therapy following baseline evaluation.

Adverse Findings Observed in Short-Term, Placebo-Controlled Trials

Adverse Events Associated with Discontinuation of Treatment

Among 817 depressed patients who received EMSAM (selegiline transdermal system) at doses of either 3 mg/24 hours (151 patients), 6 mg/24 hours (550 patients) or 6 mg/24 hours, 9 mg/24 hours, and 12 mg/24 hours (116 patients) in placebo-controlled trials of up to 8 weeks in duration, 7.1% discontinued treatment due to an adverse event as compared with 3.6% of 668 patients receiving placebo. The only adverse event associated with discontinuation, in at least 1% of EMSAM-treated patients at a rate at least twice that of placebo, was application site reaction (2% EMSAM vs. 0% placebo).

Adverse Events Occurring at an Incidence of 2% or More Among EMSAM-Treated Patients

Table 1 enumerates adverse events that occurred at an incidence of 2% or more (rounded to the nearest percent) among 817 depressed patients who received EMSAM in doses ranging from 3 to 12 mg/24 hours in placebo-controlled trials of up to 8 weeks in duration. Events included are those occurring in 2% or more of patients treated with EMSAM and for which the incidence in patients treated with EMSAM was greater than the incidence in placebo-treated patients.

Only one adverse event was associated with a reporting of at least 5% in the EMSAM group, and a rate at least twice that in the placebo group, in the pool of short-term, placebo-controlled studies: application site reactions (see *Application Site Reactions*, below). In one such study which utilized higher mean doses of EMSAM than that in the entire study pool, the following events met these criteria: application site reactions, insomnia, diarrhea, and pharyngitis.

These figures cannot be used to predict the incidence of adverse events in the course of usual medical practice where patient characteristics and other factors differ from those that prevailed in the clinical trials. Similarly, the cited frequencies cannot be compared with figures obtained from other clinical investigations involving different treatments, uses, and investigators. The cited figures, however, do provide the prescribing physicians with some basis for estimating the relative contribution of drug and non-drug factors to the adverse event incidence rate in the population studied.

Table 1. Treatment-Emergent Adverse Events: Incidence in Placebo-Controlled Clinical Trials for Major Depressive Disorder with EMSAM⁽¹⁾

| Body System/Preferred Term | EMSAM (N=817) | Placebo (N=668) |
|-----------------------------------|---------------|-----------------|
| (% of Patients Reporting Event) | | |
| Body as a Whole | | |
| Headache | 18 | 17 |
| Digestive | | |
| Diarrhea | 9 | 7 |
| Dyspepsia | 4 | 3 |
| Nervous | | |
| Insomnia | 12 | 7 |
| Dry Mouth | 8 | 6 |
| Respiratory | | |
| Pharyngitis | 3 | 2 |
| Sinusitis | 3 | 1 |
| Skin | | |
| Application Site Reaction | 24 | 12 |
| Rash | 4 | 2 |

⁽¹⁾ Events reported by at least 2% of patients treated with EMSAM are included, except the following events which had an incidence on placebo treatment ≥ to EMSAM: infection, nausea, dizziness, pain, abdominal pain, nervousness, back pain, asthenia, anxiety, flu syndrome, accidental injury, somnolence, rhinitis, and palpitations.

Application Site Reactions

In the pool of short-term, placebo-controlled major depressive disorder studies, application site reactions (ASRs) were reported in 24% of EMSAM-treated patients and 12% of placebo-treated patients. Most ASRs were mild or moderate in severity. None were considered serious. ASRs led to dropout in 2% of EMSAM-treated patients and no placebo-treated patients.

In one such study which utilized higher mean doses of EMSAM, ASRs were reported in 40% of EMSAM-treated patients and 20% of placebo-treated patients. Most of the ASRs in this study were described as erythema and most resolved spontaneously, requiring no treatment. When treatment was administered, it most commonly consisted of dermatological preparations of corticosteroids.

Male and Female Sexual Dysfunction with MAO-Inhibitors

Although changes in sexual desire, sexual performance and sexual satisfaction often occur as manifestations of a psychiatric disorder, they may also be a consequence of pharmacologic treatment.

Reliable estimates of the incidence and severity of untoward experiences involving sexual desire, performance, and satisfaction are difficult to obtain, in part because patients and physicians may be reluctant to discuss them. Accordingly, estimates of the incidence of untoward sexual experience and performance cited in product labeling are likely to underestimate their actual incidence. Table 2 shows that the incidence rates of sexual side effects in patients with major depressive disorder are comparable to the placebo rates in placebo-controlled trials.

Table 2. Incidence of Sexual Side Effects in Placebo-Controlled Clinical Trials with EMSAM

| Adverse Event | EMSAM | Placebo |
|----------------------|---------|---------|
| IN MALES ONLY | | |
| | (N=304) | (N=256) |
| Abnormal Ejaculation | 1.0% | 0.0% |
| Decreased Libido | 0.7% | 0.0% |
| Impotence | 0.7% | 0.4% |
| Anorgasmia | 0.2% | 0.0% |
| IN FEMALES ONLY | | |
| | (N=513) | (N=412) |
| Decreased Libido | 0.0% | 0.2% |

There are no adequately designed studies examining sexual dysfunction with EMSAM treatment.

Vital Sign Changes

EMSAM and placebo groups were compared with respect to (1) mean change from baseline in vital signs (pulse, systolic blood pressure, and diastolic blood pressure) and (2) the incidence of patients meeting criteria for potentially clinically significant changes from baseline in these variables. In the pool of short-term, placebo-controlled major depressive disorder studies, 3.0% of EMSAM-treated patients and 1.5% of placebo-treated patients experienced a low systolic blood pressure, defined as a reading less than or equal to 90 mmHg with a change from baseline of at least 20 mmHg. In one study which utilized higher mean doses of EMSAM, 6.2% of EMSAM-treated patients and no placebo-treated patients experienced a low standing systolic blood pressure by these criteria.

In the pool of short-term major depressive disorder trials, 9.8% of EMSAM-treated patients and 6.7% of placebo-treated patients experienced a notable orthostatic change in blood pressure, defined as a decrease of at least 10 mmHg in mean blood pressure with postural change.

Weight Changes

In placebo-controlled studies (6-8 weeks), the incidence of patients who experienced $\geq 5\%$ weight gain or weight loss is shown in Table 3.

Table 3. Incidence of Weight Gain and Weight Loss in Placebo-Controlled Trials with EMSAM (selegiline transdermal system)

| Weight Change | EMSAM (N=757) | Placebo (N=614) |
|-------------------|------------------|--------------------|
| Gained $\geq 5\%$ | 2.1% | 2.4% |
| Lost $\geq 5\%$ | 5.0% | 2.8% |

In these trials, the mean change in body weight among EMSAM-treated patients was -1.2 lbs compared to +0.3 lbs in placebo-treated patients.

Laboratory Changes

EMSAM and placebo groups were compared with respect to (1) mean change from baseline in various serum chemistry, hematology, and urinalysis variables and (2) the incidence of patients meeting criteria for potentially clinically significant changes from baseline in these variables. These analyses revealed no clinically important changes in laboratory test parameters associated with EMSAM.

ECG Changes

Electrocardiograms (ECGs) from EMSAM (N=817) and placebo (N=668) groups in controlled studies were compared with respect to (1) mean change from baseline in various ECG parameters and (2) the incidence of patients meeting criteria for clinically significant changes from baseline in these variables.

No clinically meaningful changes in ECG parameters from baseline to final visit were observed for patients in controlled studies.

Other Events Observed During the Premarketing Evaluation of EMSAM

During the premarketing assessment in major depressive disorder, EMSAM was administered to 2036 patients in Phase III studies. The conditions and duration of exposure to EMSAM varied and included double-blind and open-label studies.

In the tabulations that follow, reported adverse events were classified using a standard COSTART-based dictionary terminology. All reported adverse events are included except those already listed in Table 1 or elsewhere in labeling, and those events occurring in only one patient. It is important to emphasize that although the events occurred during treatment with EMSAM (selegiline transdermal system), they were not necessarily caused by it.

Events are further categorized by body system and listed in order of decreasing frequency according to the following definitions: frequent adverse events are those occurring on one or more occasions in at least 1/100 patients; infrequent adverse events are those occurring in less than 1/100 patients but at least 1/1000 patients; rare events are those occurring in fewer than 1/1000 patients.

Body as a Whole: *Frequent:* Chest pain, neck pain. *Infrequent:* Bacterial infection, fever, cyst, fungal infection, chills, viral infection, suicide attempt, neck rigidity, pelvic pain, photosensitivity reaction, face edema, flank pain, hernia, intentional injury, neoplasm, generalized edema, overdose. *Rare:* Body odor, halitosis, heat stroke, parasitic infection, malaise, moniliasis.

Cardiovascular System: *Frequent:* Hypertension. *Infrequent:* Vasodilatation, tachycardia, migraine, syncope, atrial fibrillation, peripheral vascular disorder. *Rare:* Myocardial infarct.

Digestive System: *Frequent:* Constipation, flatulence, anorexia, gastroenteritis, vomiting. *Infrequent:* Increased appetite, thirst, periodontal abscess, eructation, gastritis, colitis, dysphagia, tongue edema, glossitis, increased salivation, abnormal liver function tests, melena, tongue disorder, tooth caries. *Rare:* GI neoplasia, rectal hemorrhage.

Hemic and Lymphatic System: *Frequent:* Ecchymosis. *Infrequent:* Anemia, lymphadenopathy. *Rare:* Leukocytosis, leukopenia, petechia.

Metabolic and Nutritional: *Frequent:* Peripheral edema. *Infrequent:* Hyperglycemia, increased SGPT, edema, hypercholesterolemia, increased SGOT, dehydration, alcohol intolerance, hyponatremia, increased lactic dehydrogenase. *Rare:* Increased alkaline phosphatase, bilirubinemia, hypoglycemic reaction.

Musculoskeletal System: *Frequent:* Myalgia, pathological fracture. *Infrequent:* Arthralgia, generalized spasm, arthritis, myasthenia, arthrosis, tenosynovitis. *Rare:* Osteoporosis.

Nervous System: *Frequent:* Agitation, paresthesia, thinking abnormal, amnesia. *Infrequent:* Leg cramps, tremor, vertigo, hypertonia, twitching, emotional lability, confusion, manic reaction, depersonalization, hyperkinesias, hostility, myoclonus, circumoral paresthesia, hyperesthesia, increased libido, euphoria, neurosis, paranoid reaction. *Rare:* Ataxia.

Respiratory System: *Frequent:* Cough increased, bronchitis. *Infrequent:* Dyspnea, asthma, pneumonia, laryngismus. *Rare:* Epistaxis, laryngitis, yawn.

Skin and Appendages: *Frequent:* Pruritus, sweating, acne. *Infrequent:* Dry skin, maculopapular rash, contact dermatitis, urticaria, herpes simplex, alopecia, vesiculobullous rash, herpes zoster, skin hypertrophy, fungal dermatitis, skin benign neoplasm. *Rare:* Eczema.

Special Senses: *Frequent:* Taste perversion, tinnitus. *Infrequent:* Dry eyes, conjunctivitis, ear pain, eye pain, otitis media, parosmia. *Rare:* Mydriasis, otitis external, visual field defect.

Urogenital System: *Frequent:* Urinary tract infection, urinary frequency, dysmenorrhea, metrorrhagia. *Infrequent:* Urinary tract infection (male), vaginitis, cystitis (female), hematuria (female), unintended pregnancy, dysuria (female), urinary urgency (male and female), vaginal moniliasis, menorrhagia, urination impaired (male), breast neoplasm (female), kidney calculus (female), vaginal hemorrhage, amenorrhea, breast pain, polyuria (female).

DRUG ABUSE AND DEPENDENCE

Controlled Substance Class

EMSAM is not a controlled substance.

Physical and Psychological Dependence

Several animal studies have assessed potential for abuse and/or dependence with chronic selegiline administration. None of these studies demonstrated a potential for selegiline abuse or dependence.

EMSAM has not been systematically studied in humans for its potential for abuse, tolerance, or physical dependence. While the clinical trials did not reveal any tendency for any drug-seeking behavior, these observations were not systematic and it is not possible to predict on the basis of this limited experience the extent to which a CNS-active drug will be misused, diverted, and/or abused once marketed. Consequently, patients should be evaluated carefully for a history of drug abuse, and such patients should be observed closely for signs of EMSAM misuse or abuse (e.g., development of tolerance, increases in dose, or drug-seeking behavior).

OVERDOSAGE

There are no specific antidotes for EMSAM. If symptoms of overdose occur, immediately remove the EMSAM system and institute appropriate supportive therapy. For contemporary consultation on the management of poisoning or overdose, contact the National Poison Control Center at 1-800-222-1222.

EMSAM is considered to be an irreversible, MAOI at therapeutic doses and, in overdose, is likely to cause excessive MAO-A inhibition, and may result in the signs and symptoms resembling overdose with other non-selective, oral MAOI antidepressants (e.g., tranylcypromine [Parnate[®]], phenelzine [Nardil[®]], or isocarboxazide [Marplan[®]]).

Overdosage With Non-Selective MAO Inhibition

NOTE: The following is provided for reference only; it does not describe events that have actually been observed with selegiline in overdose. No information regarding overdose by ingestion of EMSAM is available.

Typical signs and symptoms associated with overdose of non-selective MAOI antidepressants may not appear immediately. Delays of up to 12 hours between ingestion of drug and the appearance of signs may occur, and peak effects may not be observed for 24-48 hours. Since death has been reported following overdose with MAOI agents, hospitalization with close monitoring during this period is essential.

Overdosage with MAOI agents is typically associated with CNS and cardiovascular toxicity. Signs and symptoms of overdose may include, alone or in combination, any of the following: drowsiness, dizziness, faintness, irritability, hyperactivity, agitation, severe headache, hallucinations, trismus, opisthotonos, convulsions, coma, rapid and irregular pulse, hypertension, hypotension and vascular collapse, precordial pain, respiratory depression and failure, hyperpyrexia, diaphoresis, and cool, clammy skin. Type and intensity of symptoms may be related to extent of the overdose.

Treatment should include supportive measures, with pharmacological intervention as appropriate. Symptoms may persist after drug washout because of the irreversible inhibitory effects of these agents on systemic MAO activity. With overdose, in order to avoid the occurrence of hypertensive crisis ("cheese reaction"), dietary tyramine should be restricted for several weeks beyond recovery to permit regeneration of the peripheral MAO-A isoenzyme.

DOSAGE AND ADMINISTRATION

Initial Treatment

EMSAM (selegiline transdermal system) should be applied to dry, intact skin on the upper torso (below the neck and above the waist), upper thigh or the outer surface of the upper arm once every 24 hours. The recommended starting dose and target dose for EMSAM is 6 mg/24 hours. EMSAM has been systematically evaluated and shown to be effective in a dose range of 6 mg/24 hours to 12 mg/24 hours. However, the trials were not designed to assess if higher doses are more effective than the lowest effective dose of 6 mg/24 hours. Based on clinical judgment, if dose increases are indicated for individual patients, they should occur in dose increments of 3 mg/24 hours (up to a maximum dose of 12 mg/24 hours) at intervals of no less than two weeks. As with all antidepressant drugs, full antidepressant effect may be delayed.

Patients should be informed that tyramine-rich foods and beverages should be avoided beginning on the first day of EMSAM 9 mg/24 hours or 12 mg/24 hours treatment and should continue to be avoided for two weeks after a dose reduction to EMSAM 6 mg/24 hours or following the discontinuation of EMSAM 9 mg/24 hours or 12 mg/24 hours (see WARNINGS).

Special Populations

No dosage adjustment is required for patients with mild to moderate renal or hepatic impairment. The recommended dose for elderly patients (≥ 65 years) is EMSAM 6 mg/24 hours daily. Dose increases, in the elderly, should be made with caution and patients should be closely observed for postural changes in blood pressure throughout treatment.


How to Use EMSAM

- EMSAM should be applied to dry, intact skin on the upper torso (below the neck and above the waist), upper thigh or the outer surface of the upper arm. A new application site should be selected with each new patch to avoid re-application to the same site on consecutive days. Patches should be applied at approximately the same time each day.
- Apply the patch to an area of skin that is not hairy, oily, irritated, broken, scarred or calloused. Do not place the patch where your clothing is tight which could cause the patch to rub off.
- After you have selected the site for your patch, wash the area gently and thoroughly with soap and warm water. Rinse until all soap is removed. Dry the area with a clean dry towel.
- Just before you apply the patch, remove it from the pouch. Remove half of the protective backing and throw it away. Try not to touch the exposed side (sticky side) of the patch, because the medicine could come off on your fingers.
- Press the sticky side of the patch firmly against the skin site that was just washed and dried. Remove the second half of the protective liner and press the remaining sticky side firmly against your skin. Make sure that the patch is flat against the skin (there should be no bumps or folds in the patch) and is sticking securely. Be sure the edges are stuck to the skin surface.
- After you have applied the patch, wash your hands thoroughly with soap and water to remove any medicine that may have gotten on them. Do not touch your eyes until after you have washed your hands.
- After 24 hours, remove the patch. Do not touch the sticky side. As soon as you have removed the patch, fold it so that the sticky side sticks to itself.
- Throw away the folded patch so that children and/or pets cannot reach it.
- Wash your hands with soap and water.
- If your patch falls off, apply a new patch to a new site and resume your previous schedule.
- Only one EMSAM patch should be worn at a time.
- Avoid exposing the EMSAM application site to external sources of direct heat, such as heating pads or electric blankets, heat lamps, saunas, hot tubs, heated water beds, and prolonged direct sunlight.

Maintenance Treatment

It is generally agreed that episodes of depression require several months or longer of sustained pharmacologic therapy. The benefit of maintaining depressed patients on therapy with EMSAM at a dose of 6 mg/24 hours after achieving a responder status for an average duration of about 25 days was demonstrated in a controlled trial (see Clinical Efficacy Trials in Full Prescribing Information and INDICATIONS AND USAGE). The physician who elects to use EMSAM for extended periods should periodically re-evaluate the long-term usefulness of the drug for the individual patient.

DISTRIBUTED BY:

 Bristol-Myers Squibb Company
Princeton, NJ 08543 U.S.A.

MANUFACTURED FOR:

Somerset Pharmaceuticals, Inc.
Tampa, FL 33607 USA

 Somerset
PHARMACEUTICALS, INC.
Tampa, FL 33607 USA

Issued February 2006
EM-B0001A-02-06

EMSAM:PIR2

KNOW THE FACTS



13% of patients had diabetes in the landmark CATIE schizophrenia study at baseline—4 times more common than in the general population.¹

Be aware.
Screen and monitor your patients.
Make a difference.



Reference: 1. Goff DC, Sullivan LM, McEvoy JP, et al. A comparison of ten-year cardiac risk estimates in schizophrenia patients from the CATIE study and matched controls. *Schizophr Res.* 2005;80:45-53.

CALL FOR PAPERS



2007 Institute on Psychiatric Services

Recovery: Families, Patients, Communities

If you are interested in preparing a submission for the 2007 Institute on Psychiatric Services, please fill out your submission online at www.psych.org/IPS2007.

The submission deadline is December 4, 2006.
The Poster submission deadline is June 1, 2007.



New Orleans Marriott
New Orleans, LA
October 11–14, 2007



APA's Leading Educational
Conference on Public and
Community Psychiatry

American Psychiatric Association
1000 Wilson Boulevard, Suite 1825
Arlington, VA 22209-3901
703-907-7377 phone
703-907-1090 fax

A POWERFUL SSRI that's well tolerated

#1
PRESCRIBED
SRI
BY PSYCHIATRISTS¹

For **DEPRESSION**
and **ANXIETY**

UP TO 90% of depressed patients
present with symptoms of anxiety²

PROVEN EFFICACY for Major Depressive Disorder
and Generalized Anxiety Disorder³

Lexapro
escitalopram oxalate 

POWER TO ENJOY LIFE™

IMPORTANT SAFETY INFORMATION – Depression is a serious condition that can lead to suicidal thoughts and behavior. Antidepressants increased the risk of suicidal thinking and behavior (2% to 4%) in short-term studies of 9 antidepressant drugs in children and adolescents with major depressive disorder (MDD) and other psychiatric disorders. Patients started on therapy should be observed closely for clinical worsening, suicidality, or unusual changes in behavior, especially at the beginning of therapy or at the time of dose changes. This risk may persist until significant remission occurs. Families and caregivers should be advised of the need for close observation and communication with the prescriber. Lexapro is not approved for use in pediatric patients.

Lexapro is contraindicated in patients taking monoamine oxidase inhibitors (MAOIs), pimozone (see DRUG INTERACTIONS – Pimozone and Celexa), or in patients with hypersensitivity to escitalopram oxalate. As with other SSRIs, caution is indicated in the coadministration of tricyclic antidepressants (TCAs) with Lexapro. As with other psychotropic drugs that interfere with serotonin reuptake, patients should be cautioned regarding the risk of bleeding associated with the concomitant use of Lexapro with NSAIDs, aspirin, or other drugs that affect coagulation. The most common adverse events with Lexapro versus placebo (approximately 5% or greater and approximately 2x placebo) were nausea, insomnia, ejaculation disorder, somnolence, increased sweating, fatigue, decreased libido, and anorgasmia.

References: 1. IMS National Prescription Audit. May 2005. 2. Sadock BJ, Sadock VA. *Kaplan and Sadock's Synopsis of Psychiatry: Behavioral Sciences/Clinical Psychiatry*. 9th ed. Philadelphia, Pa: Lippincott Williams & Wilkins;2003:552. 3. LEXAPRO [package insert]. St Louis, Mo: Forest Pharmaceuticals, Inc.; 2005.

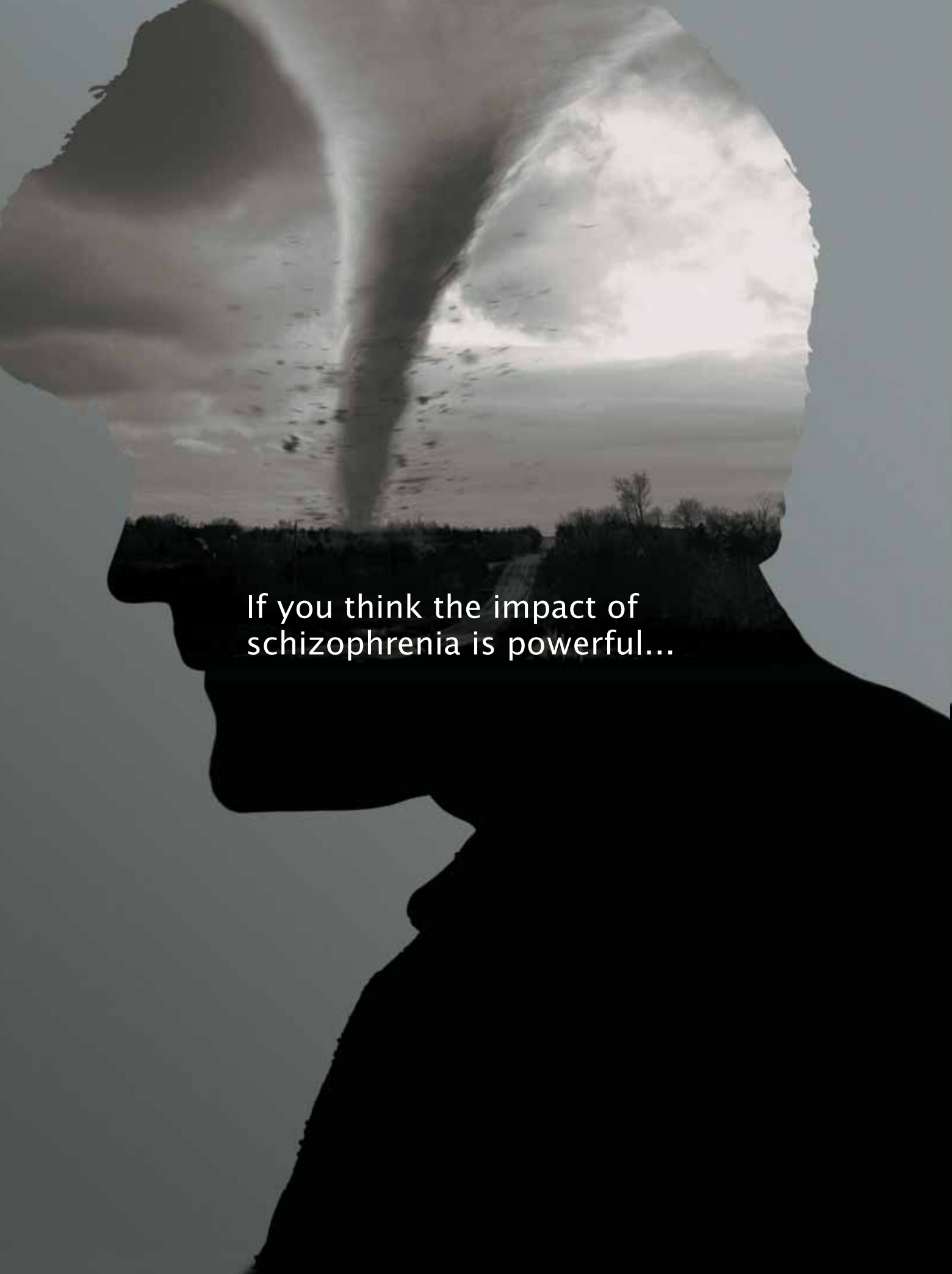
Please see brief summary of prescribing information for LEXAPRO on following page.



Not all Omega-3s
are the same either.

OmegaBrite Natural Advanced Omega-3 Formula delivering high EPA anti-inflammatory benefits for positive mood, joint mobility and cardiac health. Available exclusively at omegabrite.com or 800-699-6525





If you think the impact of
schizophrenia is powerful...

...wait until you see
Janssen's renewed commitment
to fighting it.

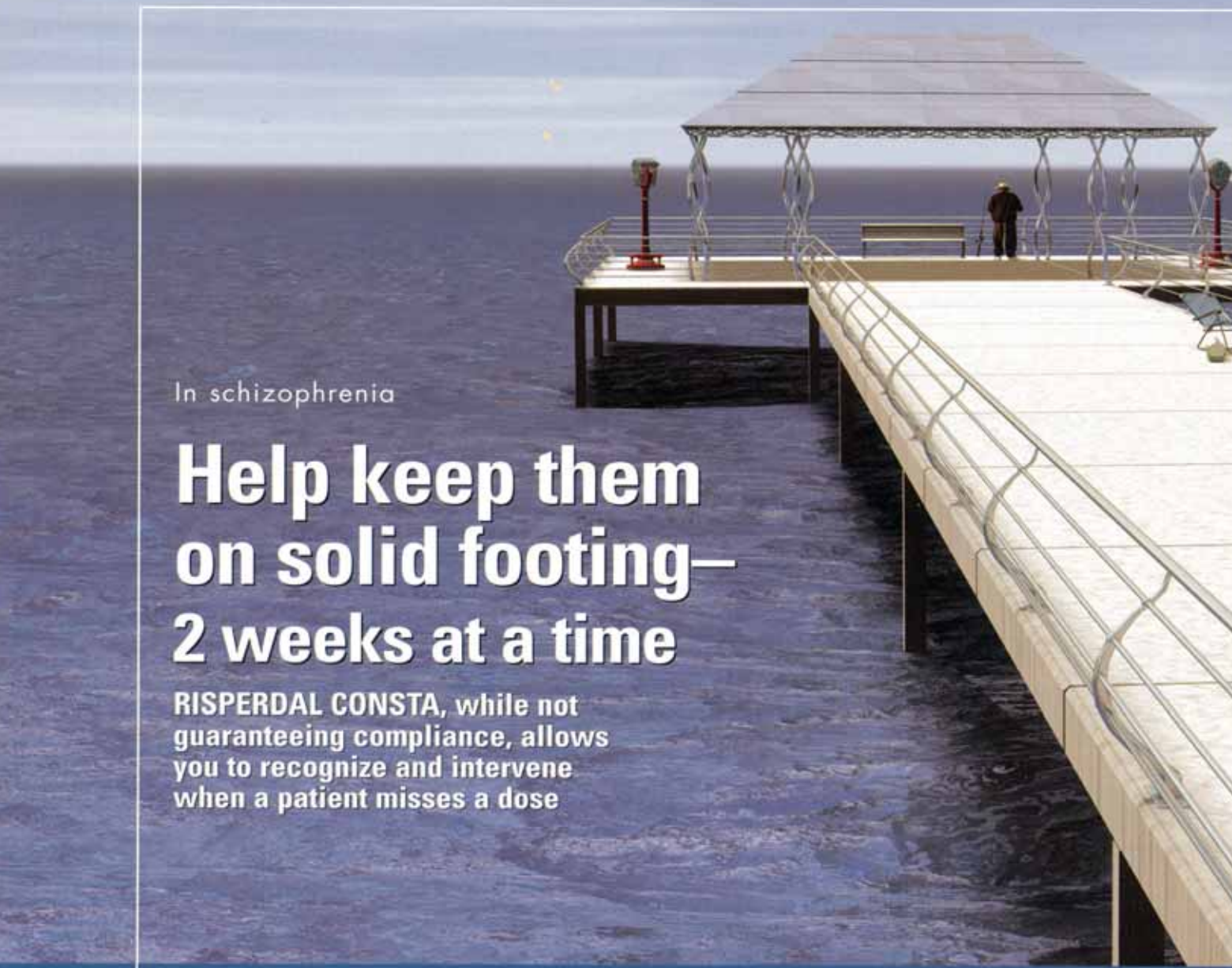
Schizophrenia. It's a challenge for all of us. And there's so much more that can be done. That's why at Janssen there's no stronger force than our commitment to discovering and delivering new, innovative treatment options to help you manage this debilitating disease now and in the future. It's why we're dedicated to working more closely with you to better understand your ongoing needs. And why we will always persevere in the face of any storm.



EXCLUSIVELY DEDICATED TO MENTAL HEALTH

For many patients with schizophrenia
**Gaps in medication can
compromise their progress**





In schizophrenia

Help keep them on solid footing— 2 weeks at a time

RISPERDAL CONSTA, while not guaranteeing compliance, allows you to recognize and intervene when a patient misses a dose

RISPERDAL CONSTA is indicated for the treatment of schizophrenia.

Increased Mortality in Elderly Patients with Dementia-Related Psychosis

Elderly patients with dementia-related psychosis treated with atypical antipsychotic drugs are at an increased risk of death compared to placebo. Analyses of seventeen placebo controlled trials (modal duration of 10 weeks) in these patients revealed a risk of death in the drug-treated patients of between 1.6 to 1.7 times that seen in placebo-treated patients. Over the course of a typical 10 week controlled trial, the rate of death in drug-treated patients was about 4.5%, compared to a rate of about 2.6% in the placebo group. Although the causes of death were varied, most of the deaths appeared to be either cardiovascular (e.g., heart failure, sudden death) or infectious (e.g., pneumonia) in nature.

RISPERDAL® CONSTA® (risperidone) is not approved for the treatment of patients with Dementia-Related Psychosis.

Commonly observed events: Treatment-emergent adverse events with an incidence of 5% or greater in at least one of the **RISPERDAL CONSTA** groups (25 mg or 50 mg) and at least twice that of placebo were: somnolence, akathisia, parkinsonism, dyspepsia, constipation, dry mouth, fatigue and weight increase.

Hyperglycemia and diabetes: Hyperglycemia, some cases extreme and associated with ketoacidosis, hyperosmolar coma or death has been reported in patients treated with atypical antipsychotics (APS), including **RISPERDAL CONSTA**. Patients starting treatment with APS who have or are at risk for diabetes, should undergo fasting blood glucose testing at the beginning of and during treatment. Patients who develop symptoms of hyperglycemia should also undergo fasting blood glucose testing.

Tardive dyskinesia (TD): As with all antipsychotic medications, prescribing should be consistent with the need to minimize the risk of TD, if its signs and symptoms appear, discontinuation of **RISPERDAL CONSTA** should be considered. In the integrated database of multiple-dose studies the incidence of TD was 0.6% (9/1499 patients).



The only
long-acting
atypical
antipsychotic

RisperdalCONSTA
risperidone Long-Acting Injection

Neuroleptic malignant syndrome (NMS): NMS has been reported rarely with this class of medications, including RISPERDAL CONSTA and appropriate management should be employed.

Cerebrovascular adverse events (CAEs): CAEs, including fatalities, have been reported in elderly patients with dementia-related psychosis taking oral risperidone in clinical trials. The incidence of CAEs with oral risperidone was significantly higher than with placebo. RISPERDAL CONSTA is not approved for treating these patients.

Please see brief summary of full Prescribing Information, including Boxed Warning, on adjacent page.

Visit our Web site at risperdalconsta.com

RisperdalCONSTA
risperidone Long-Acting Injection



Risperdal

risperidone long-acting injection

BEFORE PRESCRIBING, PLEASE CONSULT COMPLETE PRESCRIBING INFORMATION OF WHICH THE FOLLOWING IS A BRIEF SUMMARY.

Increased Mortality in Elderly Patients with Dementia-Related Psychosis
Elderly patients with dementia-related psychosis treated with atypical antipsychotic drugs are at an increased risk of death compared to placebo. Analyses of seventeen placebo-controlled trials (total duration of 10 weeks) in these patients revealed a risk of death in the drug-treated patients between 1.6 to 1.7 times that seen in placebo-treated patients. Over the course of a typical 10 week controlled trial, the rate of death in drug-treated patients was varied, 4.5%, compared to a rate of about 2.8% in the placebo group. Although the causes of death were varied, most of the deaths appeared to be either cardiovascular (e.g., heart failure, sudden death) or infectious (e.g., pneumonia) in nature. RISPERDAL® CONSTA® (risperidone) is not approved for the treatment of patients with Dementia-Related Psychosis.

INDICATIONS AND USAGE: RISPERDAL® CONSTA® (risperidone) is indicated for the treatment of schizophrenia.

CONTRAINDICATIONS: RISPERDAL® CONSTA® (risperidone) is contraindicated in patients with a known hypersensitivity to the product or any of its components.


WARNINGS: Increased Mortality in Elderly Patients with Dementia-Related Psychosis: Elderly patients with dementia-related psychosis treated with atypical antipsychotic drugs are at an increased risk of death compared to placebo. RISPERDAL® CONSTA® is not approved for the treatment of patients with dementia-related psychosis. (See also Boxed Warning). Neuroleptic Malignant Syndrome (NMS): A potentially fatal symptom complex sometimes referred to as Neuroleptic Malignant Syndrome (NMS) has been reported in association with antipsychotic drugs. If a patient requires antipsychotic drug treatment after recovery from NMS, the potential reintroduction of drug therapy should be carefully considered. The patient should be carefully monitored, since recurrences of NMS have been reported. Tardive Dyskinesia: A syndrome of potentially irreversible, involuntary, dyskinetic movements may develop in patients treated with antipsychotic drugs. It signs and symptoms of tardive dyskinesia appear to be irreversible and disabling. RISPERDAL® CONSTA® drug discontinuation should be considered. However, some patients may require treatment with RISPERDAL® CONSTA® despite the presence of the syndrome. Cerebrovascular Adverse Events, Including Stroke, in Elderly Patients with Dementia-Related Psychosis: Cerebrovascular adverse events (e.g., stroke, transient ischemic attack), including fatalities, were reported in patients (mean age 85 years; range 73-97) in trials of oral risperidone in elderly patients with dementia-related psychosis. In placebo-controlled trials, there was a significantly higher incidence of cerebrovascular adverse events in patients treated with oral risperidone compared to patients treated with placebo. RISPERDAL® CONSTA® is not approved for the treatment of patients with dementia-related psychosis. (See also Boxed Warning). Warnings: Increased Mortality in Elderly Patients with Dementia-Related Psychosis, Hyperglycemia and Diabetes Mellitus: Hyperglycemia, in some cases extreme and associated with ketoacidosis or hyperosmolar coma or death, has been reported in patients treated with atypical antipsychotics including RISPERDAL®. Patients with an established diagnosis of diabetes mellitus who are started on atypical antipsychotics should be monitored regularly for worsening of glucose control. Patients with risk factors for diabetes mellitus who are starting treatment with atypical antipsychotics should undergo fasting blood glucose testing at the beginning of treatment and periodically during treatment.

PRECAUTIONS: General: Patients with a history of seizures, or cardiac arrhythmias, or conduction abnormalities, or orthostatic hypotension associated with dizziness, tachycardia, and in some patients, syncope, probably reflecting its alpha-adrenergic antagonistic properties. Syncope was reported in 0.8% (12/1499 patients) of patients treated with RISPERDAL® CONSTA® in multiple dose studies. Patients should be instructed in nonpharmacologic interventions that help to reduce the occurrence of orthostatic hypotension (e.g., sitting on the edge of the bed for several minutes before attempting to stand in the morning and slowly rising from a seated position). RISPERDAL® CONSTA® should be used with particular caution in (1) patients with known cardiovascular disease (history of myocardial infarction or ischemia, heart failure, or conduction abnormalities), hypotension, or other conditions which would predispose patients to hypotension, e.g., dehydration and hypovolemia, and (2) in the elderly and patients with renal or hepatic impairment. Monitoring of orthostatic vital signs should be considered in all such patients, and a dose reduction should be considered if hypotension occurs. Clinically significant hypotension has been observed with concomitant use of oral RISPERDAL® and antihypertensive medication. Seizures: During premarketing testing, seizures occurred in 0.3% (5/1499 patients) of patients treated with RISPERDAL® CONSTA®. Therefore, RISPERDAL® CONSTA® should be used cautiously in patients with a history of seizures. Dysphagia: Esophageal dysmotility and aspiration have been associated with antipsychotic drug use. Prolonged QTc interval, hypotension, and mortality in patients with advanced Alzheimer's dementia. RISPERDAL® CONSTA® and other antipsychotic drugs should be used cautiously in patients at risk for aspiration pneumonia. (See also Boxed Warning). Warnings: Increased Mortality in Elderly Patients with Dementia-Related Psychosis, Osteodystrophy and Tumors in Animals: RISPERDAL® CONSTA® produced osteodystrophy in male and female rats in a 1-year toxicity study and a 2-year carcinogenicity study at a dose of 40 mg/kg administered IM every 2 weeks. RISPERDAL® CONSTA® produced renal tubular tumors (adenoma, adenocarcinoma) and adrenomedullary pheochromocytomas in male rats in the 2-year carcinogenicity study at 40 mg/kg administered IM every 2 weeks. RISPERDAL® CONSTA® produced an increase in the number of cellular proliferations in renal tissue in males in the 1-year toxicity study and in renal tumor-bearing males in the 2-year carcinogenicity study at 40 mg/kg administered IM every 2 weeks. Neither the renal or adrenal tumors, nor osteodystrophy, were seen in studies of orally administered risperidone. Osteodystrophy was not observed in dogs at doses up to 14 times (based on AUC) the IM MRHD in a 1-year toxicity study. The renal tubular and adrenomedullary tumors in male rats and other tumor findings are described in more detail under PRECAUTIONS, Carcinogenicity, Mutagenesis, Impairment of Fertility. The relevance of these findings to human risk is unknown. Hyperprolactinemia: As with other drugs that antagonize dopamine D₂ receptors, risperidone elevates prolactin levels and the elevation persists during chronic administration. Neither clinical studies nor epidemiologic studies conducted to date have shown an association between chronic administration of this class of drugs and tumorigenesis in humans; the available evidence is considered too limited to be conclusive at this time. Potential for Cognitive and Motor Impairment: Somnolence was reported by 5% of patients treated with RISPERDAL® CONSTA® in multiple-dose trials. Patients should be cautioned about operating hazardous machinery, including automobiles, until they are reasonably certain that treatment with RISPERDAL® CONSTA® does not affect them adversely. Priapism: No priapism has been reported in patients treated with RISPERDAL® CONSTA®. Thrombotic Thrombocytopenic Purpura (TTP): A single case of TTP was reported in a 28-year-old female patient receiving oral risperidone in a large, open premarketing experience (approximately 1800 patients). She experienced jaundice, fever, and bruising, but eventually recovered after receiving plasmapheresis. The relationship to RISPERDAL® therapy is unknown. Antiemetic Effect: Risperidone has an antiemetic effect in animals; this effect may also occur in humans, and may mask signs and symptoms of overdosage with certain drugs or of conditions such as intestinal obstruction, Reye's syndrome, and brain tumor. Body Temperature Regulation: Disruption of body temperature regulation is seen attributed to antipsychotic agents. The possibility of a suicide attempt is inherent in schizophrenia, and close supervision of high-risk patients should accompany drug therapy. Use in Patients with Concomitant Illness: Clinical experience with RISPERDAL® CONSTA® in patients with certain concomitant systemic illnesses is limited. Patients with Parkinson's Disease or Dementia with Lewy Bodies who receive antipsychotics, including RISPERDAL® CONSTA®, may be at increased risk of Neuroleptic Malignant Syndrome as well as having an increased sensitivity to antipsychotic medications. Manifestation of this increased sensitivity can include confusion, obtundation, postural instability with frequent falls, in addition to extrapyramidal symptoms. Caution is advisable when using RISPERDAL® CONSTA® in patients with diseases or conditions that could affect metabolism or hemodynamic responses. Increased plasma concentrations of risperidone and 9-hydroxyrisperidone occur in patients with severe renal impairment. Patients with renal or hepatic impairment should be carefully treated on oral RISPERDAL® before treatment with RISPERDAL® CONSTA® is initiated (see DOSAGE AND ADMINISTRATION in full PI). Drug Interactions: The interactions of RISPERDAL® CONSTA® and other drugs have not been systematically evaluated. Given the primary CNS effects of risperidone, caution should be used when RISPERDAL® CONSTA® is administered in combination with other centrally-acting drugs

or alcohol. Because of its potential for inducing hypotension, RISPERDAL® CONSTA® may enhance the hypotensive effects of other therapeutic agents with this potential. RISPERDAL® CONSTA® may enhance the effects of levodopa and dopamine agonists. Amtrifoline did not affect the pharmacokinetics of risperidone or the active moiety. Cimetidine and ranitidine increase the bioavailability of risperidone by 64% and 26%, respectively. However, cimetidine did not affect the AUC of the active moiety, whereas ranitidine increased the AUC of the active moiety by 20%. Chronic administration of doxapamine with risperidone may decrease the clearance of risperidone. Carbamazepine and Other Enzyme Inducers: In a drug interaction study in schizophrenic patients, 11 subjects received oral risperidone (treated to 6 mg/day for 3 weeks, followed by concurrent administration of carbamazepine for an additional 3 weeks). During co-administration, the plasma concentrations of risperidone and its pharmacologically active metabolite, 9-hydroxyrisperidone, were decreased by about 50%. Plasma concentrations of carbamazepine did not appear to be affected. Co-administration of other known enzyme inducers (e.g., phenytoin, rifampin, and phenobarbital) with risperidone may cause similar decreases in the combined plasma concentrations of risperidone and 9-hydroxyrisperidone, which could lead to decreased efficacy of risperidone treatment. At the initiation of therapy with carbamazepine or other known hepatic enzyme inducers, patients should be closely monitored during the first 4-8 weeks, since the dose of RISPERDAL® CONSTA® may need to be adjusted. A dose increase, or additional oral RISPERDAL®, may need to be considered. On discontinuation of carbamazepine or other hepatic enzyme inducers, the dosage of RISPERDAL® CONSTA® should be re-evaluated, and if necessary, decreased. Patients may be placed on a lower dose of RISPERDAL® CONSTA® between 2 to 4 weeks before the planned discontinuation of carbamazepine therapy to adjust for the expected increase in plasma concentrations of risperidone plus 9-hydroxyrisperidone. For patients treated with the lowest available dose (25 mg) of RISPERDAL® CONSTA®, it is recommended to continue treatment with the 25-mg dose unless clinical judgment necessitates interruption of treatment with RISPERDAL® CONSTA®, Fluoxetine and Paroxetine: Fluoxetine (20 mg QD) and paroxetine (20 mg QD), which inhibit the CYP 2D6 enzyme, had no effect on the pharmacokinetics of risperidone (2.5 to 2.6 fold and 3.4 fold respectively). Fluoxetine did not affect the plasma concentration of 9-hydroxyrisperidone. Paroxetine lowered the concentration of 9-hydroxyrisperidone by about 10%. When either concomitant fluoxetine or paroxetine is initiated or discontinued, the physician should re-evaluate the dosage of RISPERDAL® CONSTA®. When initiation of fluoxetine or paroxetine is considered, patients may be placed on a lower dose of RISPERDAL® CONSTA® between 2 to 4 weeks before the planned start of fluoxetine or paroxetine therapy to adjust for the expected increase in plasma concentrations of risperidone. For patients treated with the lowest available dose (25 mg), it is recommended to continue treatment with the 25-mg dose unless clinical judgment necessitates interruption of treatment with RISPERDAL® CONSTA®, Lithium: Concomitant treatment with RISPERDAL® CONSTA® and lithium (300 mg BID) did not affect the exposure (AUC) or peak plasma concentrations (C_{max}) of lithium (n=13). Valproate: Repeated oral doses of risperidone (4 mg QD) did not affect the pre-dose or average plasma concentrations and exposure (AUC) of valproate (100 mg BID in three divided doses) compared to placebo (n=21). However, there was a 20% increase in valproate peak plasma concentration (C_{max}) after concomitant administration of risperidone. Dipoxin: Concomitant studies were conducted to assess the effect of risperidone on the pharmacokinetics of dipoxin, a CYP 2D6 and other CYP isozymes. Risperidone is metabolized to 9-hydroxyrisperidone by CYP 2D6, an enzyme that is polymorphic in the population and that can be inhibited by a variety of psychotropic and other drugs (see CLINICAL PHARMACOLOGY in full PI). Drug Interactions that reduce the metabolism of risperidone to 9-hydroxyrisperidone would increase the plasma concentrations of risperidone and lower the concentrations of 9-hydroxyrisperidone. Analysis of clinical studies involving a modest number of poor metabolizers (n=70 patients) does not suggest that poor and extensive metabolizers have different rates of adverse effects. No comparison of effectiveness in the two groups has been made. In vitro studies showed that dipoxin is a substrate of CYP 2D6 and CYP 3A4. Risperidone is a substrate of CYP 2D6 and CYP 3A4. There were no significant interactions between risperidone and erythromycin (see CLINICAL PHARMACOLOGY in full PI). Drugs Metabolized by CYP 2D6: In vitro studies indicate that risperidone is a relatively weak inhibitor of CYP 2D6. Therefore, RISPERDAL® CONSTA® is not expected to substantially inhibit the clearance of drugs that are metabolized by this enzymatic pathway. In drug interaction studies, oral risperidone did not significantly affect the pharmacokinetics of donepezil and galantamine, which are metabolized by CYP 2D6. Carcinogenesis, Mutagenesis, Impairment of Fertility: Carcinogenesis - Oral: Two carcinogenicity studies were conducted in rats and mice at doses up to 14 times the oral MRHD in the rat at a dose of 0.63, 2.5, and 10 mg/kg for 18 months to mice and for 25 months to rats. These doses are equivalent to 2.4, 9.4, and 37.5 times the oral maximum recommended human dose (MRHD) (16 mg) on a mg/kg basis, or 0.2, 0.75, and 3 times the oral MRHD (once) or 0.4, 1.5, and 6 times the oral MRHD (rats) on a mg/m² basis. A maximum tolerated dose was not achieved in male mice. There was a significant increase in pituitary gland adenomas in female mice at doses 0.75 and 3 times the oral MRHD on a mg/m² basis. There was a significant increase in endocrine pancreatic adenomas in male rats at doses 1.5 and 6 times the oral MRHD on a mg/m² basis. Mammary gland adenocarcinomas were significantly increased in female mice at all doses tested (0.2, 0.75, 3, and 10 mg/kg) in males and in female rats at doses 1.5 and 6 times the oral MRHD on a mg/m² basis, and in male rats at a dose 6 times the oral MRHD on a mg/m² basis. Carcinogenesis - IM: RISPERDAL® CONSTA® was evaluated in a 24-month carcinogenicity study in which SPF Wistar rats were treated every 2 weeks with IM injections of either 5 mg/kg or 40 mg/kg of risperidone. These doses are 1 and 8 times the MRHD (50 mg) on a mg/m² basis. A control group received injections of 0.9% NaCl, and a vehicle control group was injected with placebo microcapsules. There was a significant increase in pituitary gland adenomas, endocrine pancreatic adenomas, and adrenomedullary pheochromocytomas at 8 times the IM MRHD on a mg/m² basis. There was a significant increase in mammary gland adenomas in female rats at 8 times the IM MRHD on a mg/m² basis. Plasma exposure (AUC) in rats were 0.3 and 2 times (at 5 and 40 mg/kg, respectively) the expected plasma exposure (AUC) at the IM MRHD. The relevance for human risk of the findings of prostatic-mediated endocrine tumors in rodents is unknown (see PRECAUTIONS - Hyperprolactinemia). Mutagenesis: No evidence of mutagenic potential for oral risperidone was found. In addition, no evidence of mutagenic potential was found in the in vitro Ames reverse mutation test for RISPERDAL® CONSTA®. Impairment of Fertility: Oral risperidone (0.16 to 5 mg/kg) was shown to impair mating, but not fertility, in Wistar rats in three reproductive studies at doses 0.1 to 3 times the oral maximum recommended human dose. No mating and fertility studies were conducted with RISPERDAL® CONSTA®. Pregnancy: Pregnancy Category C: The teratogenic potential of oral risperidone was studied in three embryofetal development studies in Sprague-Dawley and Wistar rats (0.33-10 mg/kg or 0.4 to 16 times the oral maximum recommended human dose [MRHD] on a mg/m² basis) and in one embryofetal development study in New Zealand rabbits (0.315 mg/kg or 0.4 to 6 times the oral MRHD on a mg/m² basis). The incidence of malformations was not increased compared to control in offspring of rats or rabbits given 0.4 to 16 times the oral MRHD on a mg/m² basis. In three reproductive studies in rats, two fetopidal deaths (one rat at both doses (1 and 8 times the IM MRHD on a mg/m² basis). A significant increase in renal tubular tumors (adenoma, adenocarcinomas) was observed in male rats at 8 times the IM MRHD on a mg/m² basis. Plasma exposure (AUC) in rats were 0.3 and 2 times (at 5 and 40 mg/kg, respectively) the expected plasma exposure (AUC) at the IM MRHD. The relevance for human risk of the findings of prostatic-mediated endocrine tumors in rodents is unknown (see PRECAUTIONS - Hyperprolactinemia). Mutagenesis: No evidence of mutagenic potential for oral risperidone was found. In addition, no evidence of mutagenic potential was found in the in vitro Ames reverse mutation test for RISPERDAL® CONSTA®. Impairment of Fertility: Oral risperidone (0.16 to 5 mg/kg) was shown to impair mating, but not fertility, in Wistar rats in three reproductive studies at doses 0.1 to 3 times the oral maximum recommended human dose. No mating and fertility studies were conducted with RISPERDAL® CONSTA®. Pregnancy: Pregnancy Category C: The teratogenic potential of oral risperidone was studied in three embryofetal development studies in Sprague-Dawley and Wistar rats (0.33-10 mg/kg or 0.4 to 16 times the oral maximum recommended human dose [MRHD] on a mg/m² basis) and in one embryofetal development study in New Zealand rabbits (0.315 mg/kg or 0.4 to 6 times the oral MRHD on a mg/m² basis). The incidence of malformations was not increased compared to control in offspring of rats or rabbits given 0.4 to 16 times the oral MRHD on a mg/m² basis. In three reproductive studies in rats, two fetopidal deaths (one rat at both doses (1 and 8 times the IM MRHD on a mg/m² basis). A significant increase in renal tubular tumors (adenoma, adenocarcinomas) was observed in male rats at 8 times the IM MRHD on a mg/m² basis. Plasma exposure (AUC) in rats were 0.3 and 2 times (at 5 and 40 mg/kg, respectively) the expected plasma exposure (AUC) at the IM MRHD. The relevance for human risk of the findings of prostatic-mediated endocrine tumors in rodents is unknown (see PRECAUTIONS - Hyperprolactinemia). Mutagenesis: No evidence of mutagenic potential for oral risperidone was found. In addition, no evidence of mutagenic potential was found in the in vitro Ames reverse mutation test for RISPERDAL® CONSTA®. Impairment of Fertility: Oral risperidone (0.16 to 5 mg/kg) was shown to impair mating, but not fertility, in Wistar rats in three reproductive studies at doses 0.1 to 3 times the oral maximum recommended human dose. No mating and fertility studies were conducted with RISPERDAL® CONSTA®. Pregnancy: Pregnancy Category C: The teratogenic potential of oral risperidone was studied in three embryofetal development studies in Sprague-Dawley and Wistar rats (0.33-10 mg/kg or 0.4 to 16 times the oral maximum recommended human dose [MRHD] on a mg/m² basis) and in one embryofetal development study in New Zealand rabbits (0.315 mg/kg or 0.4 to 6 times the oral MRHD on a mg/m² basis). The incidence of malformations was not increased compared to control in offspring of rats or rabbits given 0.4 to 16 times the oral MRHD on a mg/m² basis. In three reproductive studies in rats, two fetopidal deaths (one rat at both doses (1 and 8 times the IM MRHD on a mg/m² basis). A significant increase in renal tubular tumors (adenoma, adenocarcinomas) was observed in male rats at 8 times the IM MRHD on a mg/m² basis. Plasma exposure (AUC) in rats were 0.3 and 2 times (at 5 and 40 mg/kg, respectively) the expected plasma exposure (AUC) at the IM MRHD. The relevance for human risk of the findings of prostatic-mediated endocrine tumors in rodents is unknown (see PRECAUTIONS - Hyperprolactinemia). Mutagenesis: No evidence of mutagenic potential for oral risperidone was found. In addition, no evidence of mutagenic potential was found in the in vitro Ames reverse mutation test for RISPERDAL® CONSTA®. Impairment of Fertility: Oral risperidone (0.16 to 5 mg/kg) was shown to impair mating, but not fertility, in Wistar rats in three reproductive studies at doses 0.1 to 3 times the oral maximum recommended human dose. No mating and fertility studies were conducted with RISPERDAL® CONSTA®. Pregnancy: Pregnancy Category C: The teratogenic potential of oral risperidone was studied in three embryofetal development studies in Sprague-Dawley and Wistar rats (0.33-10 mg/kg or 0.4 to 16 times the oral maximum recommended human dose [MRHD] on a mg/m² basis) and in one embryofetal development study in New Zealand rabbits (0.315 mg/kg or 0.4 to 6 times the oral MRHD on a mg/m² basis). The incidence of malformations was not increased compared to control in offspring of rats or rabbits given 0.4 to 16 times the oral MRHD on a mg/m² basis. In three reproductive studies in rats, two fetopidal deaths (one rat at both doses (1 and 8 times the IM MRHD on a mg/m² basis). A significant increase in renal tubular tumors (adenoma, adenocarcinomas) was observed in male rats at 8 times the IM MRHD on a mg/m² basis. Plasma exposure (AUC) in rats were 0.3 and 2 times (at 5 and 40 mg/kg, respectively) the expected plasma exposure (AUC) at the IM MRHD. The relevance for human risk of the findings of prostatic-mediated endocrine tumors in rodents is unknown (see PRECAUTIONS - Hyperprolactinemia). Mutagenesis: No evidence of mutagenic potential for oral risperidone was found. In addition, no evidence of mutagenic potential was found in the in vitro Ames reverse mutation test for RISPERDAL® CONSTA®. Impairment of Fertility: Oral risperidone (0.16 to 5 mg/kg) was shown to impair mating, but not fertility, in Wistar rats in three reproductive studies at doses 0.1 to 3 times the oral maximum recommended human dose. No mating and fertility studies were conducted with RISPERDAL® CONSTA®. Pregnancy: Pregnancy Category C: The teratogenic potential of oral risperidone was studied in three embryofetal development studies in Sprague-Dawley and Wistar rats (0.33-10 mg/kg or 0.4 to 16 times the oral maximum recommended human dose [MRHD] on a mg/m² basis) and in one embryofetal development study in New Zealand rabbits (0.315 mg/kg or 0.4 to 6 times the oral MRHD on a mg/m² basis). The incidence of malformations was not increased compared to control in offspring of rats or rabbits given 0.4 to 16 times the oral MRHD on a mg/m² basis. In three reproductive studies in rats, two fetopidal deaths (one rat at both doses (1 and 8 times the IM MRHD on a mg/m² basis). A significant increase in renal tubular tumors (adenoma, adenocarcinomas) was observed in male rats at 8 times the IM MRHD on a mg/m² basis. Plasma exposure (AUC) in rats were 0.3 and 2 times (at 5 and 40 mg/kg, respectively) the expected plasma exposure (AUC) at the IM MRHD. The relevance for human risk of the findings of prostatic-mediated endocrine tumors in rodents is unknown (see PRECAUTIONS - Hyperprolactinemia). Mutagenesis: No evidence of mutagenic potential for oral risperidone was found. In addition, no evidence of mutagenic potential was found in the in vitro Ames reverse mutation test for RISPERDAL® CONSTA®. Impairment of Fertility: Oral risperidone (0.16 to 5 mg/kg) was shown to impair mating, but not fertility, in Wistar rats in three reproductive studies at doses 0.1 to 3 times the oral maximum recommended human dose. No mating and fertility studies were conducted with RISPERDAL® CONSTA®. Pregnancy: Pregnancy Category C: The teratogenic potential of oral risperidone was studied in three embryofetal development studies in Sprague-Dawley and Wistar rats (0.33-10 mg/kg or 0.4 to 16 times the oral maximum recommended human dose [MRHD] on a mg/m² basis) and in one embryofetal development study in New Zealand rabbits (0.315 mg/kg or 0.4 to 6 times the oral MRHD on a mg/m² basis). The incidence of malformations was not increased compared to control in offspring of rats or rabbits given 0.4 to 16 times the oral MRHD on a mg/m² basis. In three reproductive studies in rats, two fetopidal deaths (one rat at both doses (1 and 8 times the IM MRHD on a mg/m² basis). A significant increase in renal tubular tumors (adenoma, adenocarcinomas) was observed in male rats at 8 times the IM MRHD on a mg/m² basis. Plasma exposure (AUC) in rats were 0.3 and 2 times (at 5 and 40 mg/kg, respectively) the expected plasma exposure (AUC) at the IM MRHD. The relevance for human risk of the findings of prostatic-mediated endocrine tumors in rodents is unknown (see PRECAUTIONS - Hyperprolactinemia). Mutagenesis: No evidence of mutagenic potential for oral risperidone was found. In addition, no evidence of mutagenic potential was found in the in vitro Ames reverse mutation test for RISPERDAL® CONSTA®. Impairment of Fertility: Oral risperidone (0.16 to 5 mg/kg) was shown to impair mating, but not fertility, in Wistar rats in three reproductive studies at doses 0.1 to 3 times the oral maximum recommended human dose. No mating and fertility studies were conducted with RISPERDAL® CONSTA®. Pregnancy: Pregnancy Category C: The teratogenic potential of oral risperidone was studied in three embryofetal development studies in Sprague-Dawley and Wistar rats (0.33-10 mg/kg or 0.4 to 16 times the oral maximum recommended human dose [MRHD] on a mg/m² basis) and in one embryofetal development study in New Zealand rabbits (0.315 mg/kg or 0.4 to 6 times the oral MRHD on a mg/m² basis). The incidence of malformations was not increased compared to control in offspring of rats or rabbits given 0.4 to 16 times the oral MRHD on a mg/m² basis. In three reproductive studies in rats, two fetopidal deaths (one rat at both doses (1 and 8 times the IM MRHD on a mg/m² basis). A significant increase in renal tubular tumors (adenoma, adenocarcinomas) was observed in male rats at 8 times the IM MRHD on a mg/m² basis. Plasma exposure (AUC) in rats were 0.3 and 2 times (at 5 and 40 mg/kg, respectively) the expected plasma exposure (AUC) at the IM MRHD. The relevance for human risk of the findings of prostatic-mediated endocrine tumors in rodents is unknown (see PRECAUTIONS - Hyperprolactinemia). Mutagenesis: No evidence of mutagenic potential for oral risperidone was found. In addition, no evidence of mutagenic potential was found in the in vitro Ames reverse mutation test for RISPERDAL® CONSTA®. Impairment of Fertility: Oral risperidone (0.16 to 5 mg/kg) was shown to impair mating, but not fertility, in Wistar rats in three reproductive studies at doses 0.1 to 3 times the oral maximum recommended human dose. No mating and fertility studies were conducted with RISPERDAL® CONSTA®. Pregnancy: Pregnancy Category C: The teratogenic potential of oral risperidone was studied in three embryofetal development studies in Sprague-Dawley and Wistar rats (0.33-10 mg/kg or 0.4 to 16 times the oral maximum recommended human dose [MRHD] on a mg/m² basis) and in one embryofetal development study in New Zealand rabbits (0.315 mg/kg or 0.4 to 6 times the oral MRHD on a mg/m² basis). The incidence of malformations was not increased compared to control in offspring of rats or rabbits given 0.4 to 16 times the oral MRHD on a mg/m² basis. In three reproductive studies in rats, two fetopidal deaths (one rat at both doses (1 and 8 times the IM MRHD on a mg/m² basis). A significant increase in renal tubular tumors (adenoma, adenocarcinomas) was observed in male rats at 8 times the IM MRHD on a mg/m² basis. Plasma exposure (AUC) in rats were 0.3 and 2 times (at 5 and 40 mg/kg, respectively) the expected plasma exposure (AUC) at the IM MRHD. The relevance for human risk of the findings of prostatic-mediated endocrine tumors in rodents is unknown (see PRECAUTIONS - Hyperprolactinemia). Mutagenesis: No evidence of mutagenic potential for oral risperidone was found. In addition, no evidence of mutagenic potential was found in the in vitro Ames reverse mutation test for RISPERDAL® CONSTA®. Impairment of Fertility: Oral risperidone (0.16 to 5 mg/kg) was shown to impair mating, but not fertility, in Wistar rats in three reproductive studies at doses 0.1 to 3 times the oral maximum recommended human dose. No mating and fertility studies were conducted with RISPERDAL® CONSTA®. Pregnancy: Pregnancy Category C: The teratogenic potential of oral risperidone was studied in three embryofetal development studies in Sprague-Dawley and Wistar rats (0.33-10 mg/kg or 0.4 to 16 times the oral maximum recommended human dose [MRHD] on a mg/m² basis) and in one embryofetal development study in New Zealand rabbits (0.315 mg/kg or 0.4 to 6 times the oral MRHD on a mg/m² basis). The incidence of malformations was not increased compared to control in offspring of rats or rabbits given 0.4 to 16 times the oral MRHD on a mg/m² basis. In three reproductive studies in rats, two fetopidal deaths (one rat at both doses (1 and 8 times the IM MRHD on a mg/m² basis). A significant increase in renal tubular tumors (adenoma, adenocarcinomas) was observed in male rats at 8 times the IM MRHD on a mg/m² basis. Plasma exposure (AUC) in rats were 0.3 and 2 times (at 5 and 40 mg/kg, respectively) the expected plasma exposure (AUC) at the IM MRHD. The relevance for human risk of the findings of prostatic-mediated endocrine tumors in rodents is unknown (see PRECAUTIONS - Hyperprolactinemia). Mutagenesis: No evidence of mutagenic potential for oral risperidone was found. In addition, no evidence of mutagenic potential was found in the in vitro Ames reverse mutation test for RISPERDAL® CONSTA®. Impairment of Fertility: Oral risperidone (0.16 to 5 mg/kg) was shown to impair mating, but not fertility, in Wistar rats in three reproductive studies at doses 0.1 to 3 times the oral maximum recommended human dose. No mating and fertility studies were conducted with RISPERDAL® CONSTA®. Pregnancy: Pregnancy Category C: The teratogenic potential of oral risperidone was studied in three embryofetal development studies in Sprague-Dawley and Wistar rats (0.33-10 mg/kg or 0.4 to 16 times the oral maximum recommended human dose [MRHD] on a mg/m² basis) and in one embryofetal development study in New Zealand rabbits (0.315 mg/kg or 0.4 to 6 times the oral MRHD on a mg/m² basis). The incidence of malformations was not increased compared to control in offspring of rats or rabbits given 0.4 to 16 times the oral MRHD on a mg/m² basis. In three reproductive studies in rats, two fetopidal deaths (one rat at both doses (1 and 8 times the IM MRHD on a mg/m² basis). A significant increase in renal tubular tumors (adenoma, adenocarcinomas) was observed in male rats at 8 times the IM MRHD on a mg/m² basis. Plasma exposure (AUC) in rats were 0.3 and 2 times (at 5 and 40 mg/kg, respectively) the expected plasma exposure (AUC) at the IM MRHD. The relevance for human risk of the findings of prostatic-mediated endocrine tumors in rodents is unknown (see PRECAUTIONS - Hyperprolactinemia). Mutagenesis: No evidence of mutagenic potential for oral risperidone was found. In addition, no evidence of mutagenic potential was found in the in vitro Ames reverse mutation test for RISPERDAL® CONSTA®. Impairment of Fertility: Oral risperidone (0.16 to 5 mg/kg) was shown to impair mating, but not fertility, in Wistar rats in three reproductive studies at doses 0.1 to 3 times the oral maximum recommended human dose. No mating and fertility studies were conducted with RISPERDAL® CONSTA®. Pregnancy: Pregnancy Category C: The teratogenic potential of oral risperidone was studied in three embryofetal development studies in Sprague-Dawley and Wistar rats (0.33-10 mg/kg or 0.4 to 16 times the oral maximum recommended human dose [MRHD] on a mg/m² basis) and in one embryofetal development study in New Zealand rabbits (0.315 mg/kg or 0.4 to 6 times the oral MRHD on a mg/m² basis). The incidence of malformations was not increased compared to control in offspring of rats or rabbits given 0.4 to 16 times the oral MRHD on a mg/m² basis. In three reproductive studies in rats, two fetopidal deaths (one rat at both doses (1 and 8 times the IM MRHD on a mg/m² basis). A significant increase in renal tubular tumors (adenoma, adenocarcinomas) was observed in male rats at 8 times the IM MRHD on a mg/m² basis. Plasma exposure (AUC) in rats were 0.3 and 2 times (at 5 and 40 mg/kg, respectively) the expected plasma exposure (AUC) at the IM MRHD. The relevance for human risk of the findings of prostatic-mediated endocrine tumors in rodents is unknown (see PRECAUTIONS - Hyperprolactinemia). Mutagenesis: No evidence of mutagenic potential for oral risperidone was found. In addition, no evidence of mutagenic potential was found in the in vitro Ames reverse mutation test for RISPERDAL® CONSTA®. Impairment of Fertility: Oral risperidone (0.16 to 5 mg/kg) was shown to impair mating, but not fertility, in Wistar rats in three reproductive studies at doses 0.1 to 3 times the oral maximum recommended human dose. No mating and fertility studies were conducted with RISPERDAL® CONSTA®. Pregnancy: Pregnancy Category C: The teratogenic potential of oral risperidone was studied in three embryofetal development studies in Sprague-Dawley and Wistar rats (0.33-10 mg/kg or 0.4 to 16 times the oral maximum recommended human dose [MRHD] on a mg/m² basis) and in one embryofetal development study in New Zealand rabbits (0.315 mg/kg or 0.4 to 6 times the oral MRHD on a mg/m² basis). The incidence of malformations was not increased compared to control in offspring of rats or rabbits given 0.4 to 16 times the oral MRHD on a mg/m² basis. In three reproductive studies in rats, two fetopidal deaths (one rat at both doses (1 and 8 times the IM MRHD on a mg/m² basis). A significant increase in renal tubular tumors (adenoma, adenocarcinomas) was observed in male rats at 8 times the IM MRHD on a mg/m² basis. Plasma exposure (AUC) in rats were 0.3 and 2 times (at 5 and 40 mg/kg, respectively) the expected plasma exposure (AUC) at the IM MRHD. The relevance for human risk of the findings of prostatic-mediated endocrine tumors in rodents is unknown (see PRECAUTIONS - Hyperprolactinemia). Mutagenesis: No evidence of mutagenic potential for oral risperidone was found. In addition, no evidence of mutagenic potential was found in the in vitro Ames reverse mutation test for RISPERDAL® CONSTA®. Impairment of Fertility: Oral risperidone (0.16 to 5 mg/kg) was shown to impair mating, but not fertility, in Wistar rats in three reproductive studies at doses 0.1 to 3 times the oral maximum recommended human dose. No mating and fertility studies were conducted with RISPERDAL® CONSTA®. Pregnancy: Pregnancy Category C: The teratogenic potential of oral risperidone was studied in three embryofetal development studies in Sprague-Dawley and Wistar rats (0.33-10 mg/kg or 0.4 to 16 times the oral maximum recommended human dose [MRHD] on a mg/m² basis) and in one embryofetal development study in New Zealand rabbits (0.315 mg/kg or 0.4 to 6 times the oral MRHD on a mg/m² basis). The incidence of malformations was not increased compared to control in offspring of rats or rabbits given 0.4 to 16 times the oral MRHD on a mg/m² basis. In three reproductive studies in rats, two fetopidal deaths (one rat at both doses (1 and 8 times the IM MRHD on a mg/m² basis). A significant increase in renal tubular tumors (adenoma, adenocarcinomas) was observed in male rats at 8 times the IM MRHD on a mg/m² basis. Plasma exposure (AUC) in rats were 0.3 and 2 times (at 5 and 40 mg/kg, respectively) the expected plasma exposure (AUC) at the IM MRHD. The relevance for human risk of the findings of prostatic-mediated endocrine tumors in rodents is unknown (see PRECAUTIONS - Hyperprolactinemia). Mutagenesis: No evidence of mutagenic potential for oral risperidone was found. In addition, no evidence of mutagenic potential was found in the in vitro Ames reverse mutation test for RISPERDAL® CONSTA®. Impairment of Fertility: Oral risperidone (0.16 to 5 mg/kg) was shown to impair mating, but not fertility, in Wistar rats in three reproductive studies at doses 0.1 to 3 times the oral maximum recommended human dose. No mating and fertility studies were conducted with RISPERDAL® CONSTA®. Pregnancy: Pregnancy Category C: The teratogenic potential of oral risperidone was studied in three embryofetal development studies in Sprague-Dawley and Wistar rats (0.33-10 mg/kg or 0.4 to 16 times the oral maximum recommended human dose [MRHD] on a mg/m² basis) and in one embryofetal development study in New Zealand rabbits (0.315 mg/kg or 0.4 to 6 times the oral MRHD on a mg/m² basis). The incidence of malformations was not increased compared to control in offspring of rats or rabbits given 0.4 to 16 times the oral MRHD on a mg/m² basis. In three reproductive studies in rats, two fetopidal deaths (one rat at both doses (1 and 8 times the IM MRHD on a mg/m² basis). A significant increase in renal tubular tumors (adenoma, adenocarcinomas) was observed in male rats at 8 times the IM MRHD on a mg/m² basis. Plasma exposure (AUC) in rats were 0.3 and 2 times (at 5 and 40 mg/kg, respectively) the expected plasma exposure (AUC) at the IM MRHD. The relevance for human risk of the findings of prostatic-mediated endocrine tumors in rodents is unknown (see PRECAUTIONS - Hyperprolactinemia). Mutagenesis: No evidence of mutagenic potential for oral risperidone was found. In addition, no evidence of mutagenic potential was found in the in vitro Ames reverse mutation test for RISPERDAL® CONSTA®. Impairment of Fertility: Oral risperidone (0.16 to 5 mg/kg) was shown to impair mating, but not fertility, in Wistar rats in three reproductive studies at doses 0.1 to 3 times the oral maximum recommended human dose. No mating and fertility studies were conducted with RISPERDAL® CONSTA®. Pregnancy: Pregnancy Category C: The teratogenic potential of oral risperidone was studied in three embryofetal development studies in Sprague-Dawley and Wistar rats (0.33-10 mg/kg or 0.4 to 16 times the oral maximum recommended human dose [MRHD] on a mg/m² basis) and in one embryofetal development study in New Zealand rabbits (0.315 mg/kg or 0.4 to 6 times the oral MRHD on a mg/m² basis). The incidence of malformations was not increased compared to control in offspring of rats or rabbits given 0.4 to 16 times the oral MRHD on a mg/m² basis. In three reproductive studies in rats, two fetopidal deaths (one rat at both doses (1 and 8 times the IM MRHD on a mg/m² basis). A significant increase in renal tubular tumors (adenoma, adenocarcinomas) was observed in male rats at 8 times the IM MRHD on a mg/m² basis. Plasma exposure (AUC) in rats were 0.3 and 2 times (at 5 and 40 mg/kg, respectively) the expected plasma exposure (AUC) at the IM MRHD. The relevance for human risk of the findings of prostatic-mediated endocrine tumors in rodents is unknown (see PRECAUTIONS - Hyperprolactinemia). Mutagenesis: No evidence of mutagenic potential for oral risperidone was found. In addition, no evidence of mutagenic potential was found in the in vitro Ames reverse mutation test for RISPERDAL® CONSTA®. Impairment of Fertility: Oral risperidone (0.16 to 5 mg/kg) was shown to impair mating, but not fertility, in Wistar rats in three reproductive studies at doses 0.1 to 3 times the oral maximum recommended human dose. No mating and fertility studies were conducted with RISPERDAL® CONSTA®. Pregnancy: Pregnancy Category C: The teratogenic potential of oral risperidone was studied in three embryofetal development studies in Sprague-Dawley and Wistar rats (0.33-10 mg/kg or 0.4 to 16 times the oral maximum recommended human dose [MRHD] on a mg/m² basis) and in one embryofetal development study in New Zealand rabbits (0.315 mg/kg or 0.4 to 6 times the oral MRHD on a mg/m² basis). The incidence of malformations was not increased compared to control in offspring of rats or rabbits given 0.4 to 16 times the oral MRHD on a mg/m² basis. In three reproductive studies in rats, two fetopidal deaths (one rat at both doses (1 and 8 times the IM MRHD on a mg/m² basis). A significant increase in renal tubular tumors (adenoma, adenocarcinomas) was observed in male rats at 8 times the IM MRHD on a mg/m² basis. Plasma exposure (AUC) in rats were 0.3 and 2 times (at 5 and 40 mg/kg, respectively) the expected plasma exposure (AUC) at the IM MRHD. The relevance for human risk of the findings of prostatic-mediated endocrine tumors in rodents is unknown (see PRECAUTIONS - Hyperprolactinemia). Mutagenesis: No evidence of mutagenic potential for oral risperidone was found. In addition, no evidence of mutagenic potential was found in the in vitro Ames reverse mutation test for RISPERDAL® CONSTA®. Impairment of Fertility: Oral risperidone (0.16 to 5 mg/kg) was shown to impair mating, but not fertility, in Wistar rats in three reproductive studies at doses 0.1 to 3 times the oral maximum recommended human dose. No mating and fertility studies were conducted with RISPERDAL® CONSTA®. Pregnancy: Pregnancy Category C: The teratogenic potential of oral risperidone was studied in three embryofetal development studies in Sprague-Dawley and Wistar rats (0.33-10 mg/kg or 0.4 to 16 times the oral maximum recommended human dose [MRHD] on a mg/m² basis) and in one embryofetal development study in New Zealand rabbits (0.315 mg/kg or 0.4 to 6 times the oral MRHD on a mg/m² basis). The incidence of malformations was not increased compared to control in offspring of rats or rabbits given 0.4 to 16 times the oral MRHD on a mg/m² basis. In three reproductive studies in rats, two fetopidal deaths (one rat at both doses (1 and 8 times the IM MRHD on a mg/m² basis). A significant increase in renal tubular tumors (adenoma, adenocarcinomas) was observed in male rats at 8 times the IM MRHD on a mg/m² basis. Plasma exposure (AUC) in rats were 0.3 and 2 times (at 5 and 40 mg/kg, respectively) the expected plasma exposure (AUC) at the IM MRHD. The relevance for human risk of the findings of prostatic-mediated endocrine tumors in rodents is unknown (see PRECAUTIONS - Hyperprolactinemia). Mutagenesis: No evidence of mutagenic potential for oral risperidone was found. In addition, no evidence of mutagenic potential was found in the in vitro Ames reverse mutation test for RISPERDAL® CONSTA®. Impairment of Fertility: Oral risperidone (0.16 to 5 mg/kg) was shown to impair mating, but not fertility, in Wistar rats in three reproductive studies at doses 0.1 to 3 times the oral maximum recommended human dose. No mating and fertility studies were conducted with RISPERDAL® CONSTA®. Pregnancy: Pregnancy Category C: The teratogenic potential of oral risperidone was studied in three embryofetal development studies in Sprague-Dawley and Wistar rats (0.33-10 mg/kg or 0.4 to 16 times the oral maximum recommended human dose [MRHD] on a


Psychiatry 1844 1997 Legacy Collection

- * Available for purchase Spring 2006; one-time fee buys access to entire collection in perpetuity
- * Dates back to 1844 and includes *The American Journal of Psychiatry*, the oldest continuously published medical specialty journal in the United States
- * Completes your current collection with content going back to Volume I, Issue I
- * Fully searchable; high-resolution scanning of original printed pages ensures easy online reading and printing



“As psychiatrists know better than perhaps any other medical specialty, studying the past is the best way to understand the present and to change the future.”

– Nancy C. Andreasen, M.D., Ph.D.
Past Editor, AJP



| Psychiatry Legacy Collection Journals | Volumes Included | Years Covered |
|---|------------------|---------------|
| The American Journal of Psychiatry | 1–153 | 1844–1996 |
| Volumes 1 (1844) thru 77 (1921) published as <i>The American Journal of Insanity</i> | | |
| Academic Psychiatry | 13–21 | 1989–1997 |
| NOT INCLUDED: Volumes 1 thru 12 (1988) published as <i>Journal of Psychiatric Education</i> and owned by another publisher | | |
| Journal of Neuropsychiatry & Clinical Neurosciences | 1–9 | 1989–1997 |
| Journal of Psychotherapy Practice and Research | 1–6 | 1992–1997 |
| Psychiatric Services | 1–48 | 1950–1997 |
| Volumes 1 (1950) through 15 (1964) published as <i>Mental Hospitals</i> ; Volumes 16 (1965) through 45 (1994) published as <i>Hospital & Community Psychiatry</i> | | |
| Psychosomatics | 1–38 | 1960–1997 |

For more information or a price quote for your institution
call 800-368-5777 ext. 8538 or 703-907-8538
or email institutions@psych.org

CONSIDERATIONS IN
TREATMENT OPTIONS FOR

Bipolar Depression

FOR MORE
INFORMATION

Visit the APA Web site at
www.psych.org

or contact the APA toll free at
1-888-357-7924
(within the US or Canada)
or 703-907-7300.

Marriott Marquis • Broadway Ballroom South (6th floor)

New York, New York • Friday, October 6, 2006

DINNER: 6:00–6:30 PM • SYMPOSIUM: 6:30–9:30 PM

AGENDA

| | |
|--------------|--|
| 6:00–6:30 PM | Dinner |
| 6:30–6:45 PM | Welcome and Introduction Michael E. Thase, MD (Chairperson) University of Pittsburgh |
| 6:45–7:20 PM | Examining the Pros and Cons of Antidepressant Therapy in Bipolar Depression Michael E. Thase, MD University of Pittsburgh |
| 7:20–7:25 PM | Patient Care Based Question & Answer Session Michael E. Thase, MD |
| 7:25–8:00 PM | The Role of Psychotherapy in Bipolar Depression: The Acute and Prevention Situations Holly A. Swartz, MD University of Pittsburgh |
| 8:00–8:05 PM | Patient Care Based Question & Answer Session Holly A. Swartz, MD |
| 8:05–8:40 PM | Beyond Antidepressants: Treatment Options for Bipolar Depression Roger S. McIntyre, MD University of Toronto |
| 8:40–8:45 PM | Patient Care Based Question & Answer Session Roger S. McIntyre, MD |
| 8:45–9:30 PM | Question & Answer Session All Faculty |
| 9:30 PM | Adjourn |

LEARNING OBJECTIVES

At the conclusion of the symposium, you will be able to:

- Discuss the pros and cons of antidepressant therapy in bipolar depression
- Choose treatment options for bipolar depression, including psychotherapy in bipolar depression
- Examine novel treatment options beyond conventional antidepressants


CME STATEMENT

This symposium will be conducted on October 6, 2006, during the American Psychiatric Association (APA) 58th Institute on Psychiatric Services in New York, New York.

The American Psychiatric Association (APA) is accredited by the Accreditation Council for Continuing Medical Education to provide continuing medical education for physicians.

The APA designates this educational activity for a maximum of 3 AMA PRA Category 1 Credits™. Physicians should only claim credit commensurate with the extent of their participation in the activity.

Attendees must be registered for the APA Institute on Psychiatric Services to attend this symposium. Seating is limited and will be based on first-come, first-served. For more information about the meeting, please visit the APA Web site at www.psych.org or contact the APA toll free at 1-888-357-7924 (within the US or Canada) or 703-907-7300.

 If any participant in this educational activity is in need of accommodations, please call 860-434-1650 by September 16, 2006, in order to receive service.



Sponsored by the
American Psychiatric Association

Supported by an
educational grant from
AstraZeneca

Psychological Medicine

Volume 36 Number 8 August 2006

CONTENTS

| | | | |
|---|------|--|------|
| In this Issue | 1051 | Cognitive function in unaffected twins discordant for affective disorder CHRISTENSEN, M.V., KYVIK, K.O., AND KESSING, L.V. | 1119 |
| REVIEW ARTICLES | | Assessing personality traits associated with depression: the utility of a tiered model PARKER, G., MANICAVASAGAR, V., CRAWFORD, J., TULLY, L., AND GLADSTONE, G. | 1131 |
| Cognitive reserve in neuropsychiatry BARNETT, J.H., SALMOND, C.H., JONES, P.B., AND SAHAKIAN, B.J. | 1053 | A controlled longitudinal 5-year follow-up study of children at high and low risk for panic disorder and major depression BIEDERMAN, J., PETTY, C., HIRSHFELD-BECKER, D.R., HENIN, A., FARAONE, S.V., DANG, D., JAKUBOWSKI, A., AND ROSENBAUM, J.F. | 1141 |
| Brain reserve and cognitive decline: a non-parametric systematic review VALENZUELA, M.J., AND SACHDEV, P. | 1065 | The temporal relationship of the onsets of alcohol dependence and major depression: using a genetically informative study design KUO, P.-H., GARDNER, C.O., KENDLER, K., AND PRESCOTT, C.A. | 1153 |
| ORIGINAL ARTICLES | | The influence of emotions on inhibitory functioning in borderline personality disorder DOMES, G., WINTER, B., SCHNELL, K., VOHS, K., FAST, K., AND HERPERTZ, S.C. | 1163 |
| Theory of Mind (ToM) and counterfactuality deficits in schizophrenia: misperception or misinterpretation? LEITMAN, D.I., ZIWICH, R., PASTERNAK, R., AND JAVITT, D.C. | 1075 | Behavioural and neuropsychological correlates of frontal lobe features in dementia ENGELBORGH, S., MAERTENS, K., MARIËN, P., VLOEBERGH, E., SOMERS, N., NAGELS, G., AND DE DEYN, P.P. | 1173 |
| Dissociable mechanisms for memory impairment in bipolar disorder and schizophrenia GLAHN, D.C., BARRETT, J., BEARDEN, C.E., MINTZ, J., GREEN, M.F., MONKUL, E.S., NAJT, P., SOARES, J.C., AND VELLIGAN, D.I. | 1085 | Pre-morbid IQ and response to routine outcome assessment SLADE, M., LEESE, M., GILLARD, M., KUIPERS, E., AND THORNICROFT, G. | 1183 |
| Abnormal function of the brain system supporting motivated attention in medicated patients with schizophrenia: an fMRI study LIDDLE, P.F., LAURENS, K.R., KIEHL, K.A., AND NGAN, E.T.C. | 1097 | <i>American Journal of Psychiatry</i> Contents April 2006 | 1193 |
| Reasoning under uncertainty: heuristic judgments in patients with persecutory delusions or depression CORCORAN, R., CUMMINS, S., ROWSE, G., MOORE, R., BLACKWOOD, N., HOWARD, R., KINDERMAN, P., AND BENTALL, R.P. | 1109 | | |

KNOW THE FACTS



41% of all patients had the metabolic syndrome at baseline in the landmark CATIE schizophrenia study.¹

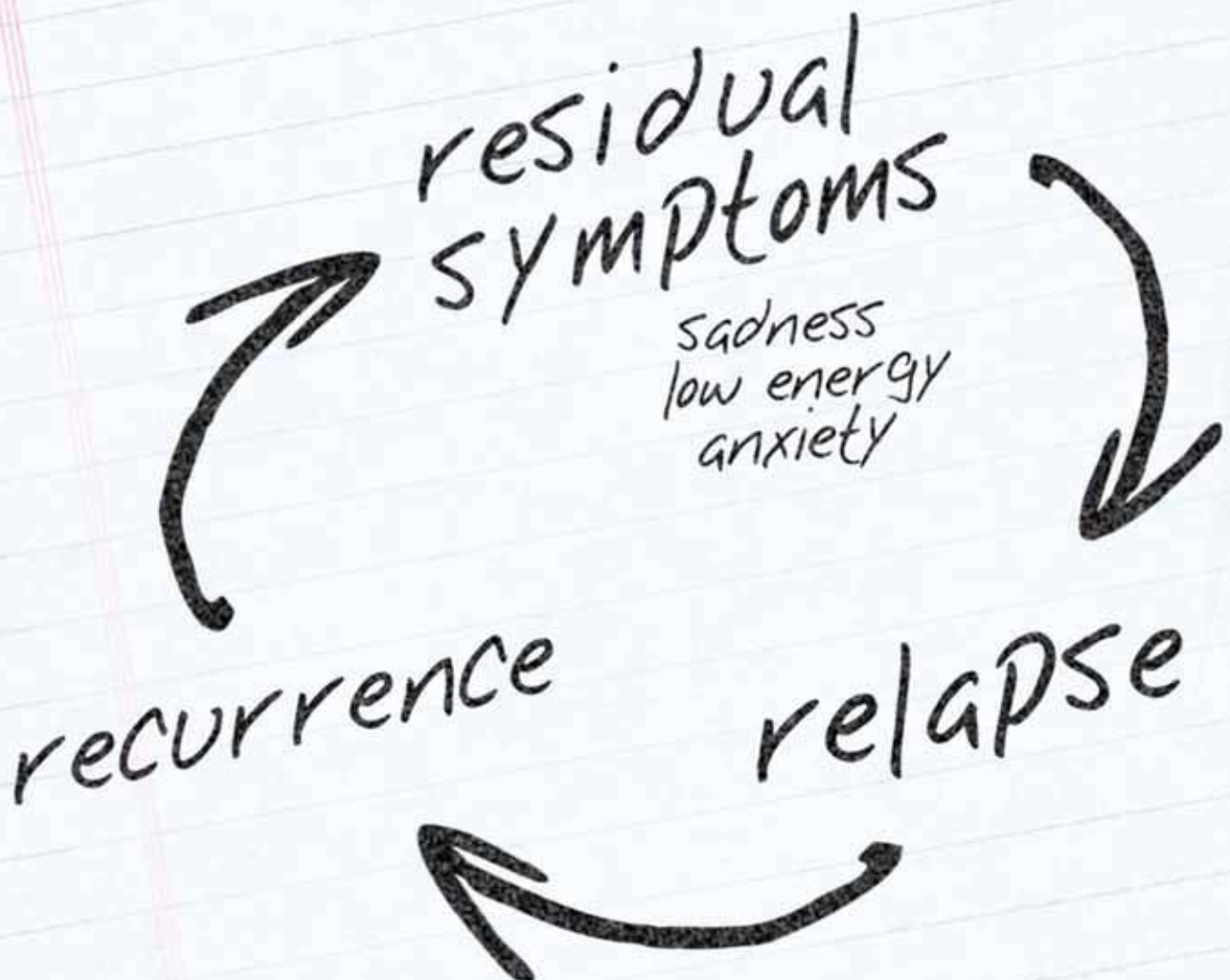
Be aware.
Screen and monitor your patients.
Make a difference.



Reference: 1. McEvoy JP, Meyer JM, Goff DC, et al. Prevalence of the metabolic syndrome in patients with schizophrenia: baseline results from the Clinical Antipsychotic Trials of Intervention Effectiveness (CATIE) schizophrenia trial and comparison with national estimates from NHANES III. *Schizophr Res.* 2005;80:19-32.



Still working to solve the problem of unresolved depression?





IMPORTANT TREATMENT CONSIDERATIONS

Suicidality in Children and Adolescents

Antidepressants increased the risk of suicidal thinking and behavior (suicidality) in short-term studies in children and adolescents with Major Depressive Disorder (MDD) and other psychiatric disorders. Anyone considering the use of EFFEXOR XR or any other antidepressant in a child or adolescent must balance this risk with the clinical need. Patients who are started on therapy should be observed closely for clinical worsening, suicidality, or unusual changes in behavior. Families and caregivers should be advised of the need for close observation and communication with the prescriber. EFFEXOR XR is not approved for use in pediatric patients. (See Warnings and Precautions: Pediatric Use.)

Pooled analyses of short-term (4 to 16 weeks) placebo-controlled trials of 9 antidepressant drugs (SSRIs and others) in children and adolescents with Major Depressive Disorder (MDD), obsessive-compulsive disorder (OCD), or other psychiatric disorders (a total of 24 trials involving over 4,400 patients) have revealed a greater risk of adverse events representing suicidal thinking or behavior (suicidality) during the first few months of treatment in those receiving antidepressants. The average risk of such events in patients receiving antidepressants was 4%, twice the placebo risk of 2%. No suicides occurred in these trials.

- EFFEXOR XR is contraindicated in patients taking monoamine oxidase inhibitors (MAOIs). EFFEXOR XR should not be used in combination with an MAOI or

within at least 14 days of discontinuing treatment with an MAOI; at least 7 days should be allowed after stopping EFFEXOR XR before starting an MAOI.

Break the cycle with EFFEXOR XR

EFFEXOR XR is proven to help prevent new episodes of depression up to 1 year.¹

- Adult and pediatric patients with MDD can experience worsening of their depression and/or the emergence of suicidal ideation and behavior, whether or not they are taking antidepressants. **Patients treated with antidepressants should be observed closely for clinical worsening and suicidality, especially at the beginning of drug therapy, or at the time of increases or decreases in dose.** Anxiety, agitation, panic attacks, insomnia, irritability, hostility, impulsivity, akathisia, hypomania, and mania have been reported and may represent precursors to emerging suicidality. Stopping or modifying therapy should be considered especially when symptoms are severe, abrupt in onset, or not part of presenting symptoms.
- Treatment with venlafaxine is associated with sustained increases in blood pressure (BP) in some patients. Postmarketing cases of elevated BP requiring immediate treatment have been reported. Pre-existing hypertension should be controlled. Regular BP monitoring is recommended.
- Abrupt discontinuation or dose reduction has been associated with discontinuation symptoms. Patients should be counseled on possible discontinuation symptoms and monitored while discontinuing the drug; the dose should be tapered gradually. See the Precautions section of the Prescribing Information.

Please see brief summary of Prescribing Information in this advertisement.

ONCE-DAILY
VENLAFAXINE HCl
EFFEXOR XR® EXTENDED
RELEASE
CAPSULES

The change they deserve.

Take a closer look at

Dialogues

Time to Talk™

Dialogues

is a unique patient support and education program that is designed to help you foster successful therapy

Dialogues

offers patients access to a call center to speak with a health care provider for patient support and education to reinforce your efforts

Dialogues

supplies feedback and updates about these patient calls to you, their physician

Encourage your **EFFEXOR XR** patients to enroll in **Dialogues** by calling 866-313-3737 — and you can visit mddpatientsupport.com

The most common adverse events reported in EFFEXOR XR short-term placebo-controlled MDD, generalized anxiety disorder (GAD), social anxiety disorder (SAD), and/or panic disorder (PD) trials (incidence $\geq 10\%$ and $\geq 2x$ that of placebo) were anorexia, asthenia, constipation, dizziness, dry mouth, ejaculation problems, impotence, insomnia, nausea, nervousness, somnolence, and sweating.

ONCE-DAILY
VENLAFAXINE HCl
EFFEXOR XR® EXTENDED-RELEASE CAPSULES

The change they deserve.

Reference: 1. Effexor XR® (venlafaxine HCl) Extended-Release and Effexor Immediate-Release Prescribing Information, Wyeth Pharmaceuticals Inc.

Please see brief summary of Prescribing Information in this advertisement.

Wyeth® © 2005, Wyeth Pharmaceuticals Inc., Philadelphia, PA 19101
116601-01 December 2005

ONCE-DAILY
VENLAFAXINE HCl
EFFEXOR XR® EXTENDED-RELEASE CAPSULES

BRIEF SUMMARY. See package insert for full prescribing information.

Suicidality in Children and Adolescents

Antidepressants increased the risk of suicidal thinking and behavior (suicidality) in short-term studies in children and adolescents with Major Depressive Disorder (MDD) and other psychiatric disorders. Anyone considering the use of EFFEXOR XR or any other antidepressant in a child or adolescent must balance this risk with the clinical need. Patients who are started on therapy should be observed closely for clinical worsening, suicidality, or unusual changes in behavior. Families and caregivers should be advised of the need for close observation and communication with the prescriber. EFFEXOR XR is not approved for use in pediatric patients. (See Warnings and Precautions: Pediatric Use.)

Pooled analyses of short-term (4 to 16 weeks) placebo-controlled trials of 9 antidepressant drugs (SSRIs and others) in children and adolescents with Major Depressive Disorder (MDD), obsessive-compulsive disorder (OCD), or other psychiatric disorders (a total of 24 trials involving over 4,400 patients) have revealed a greater risk of adverse events representing suicidal thinking or behavior (suicidality) during the first few months of treatment in those receiving antidepressants. The average risk of such events in patients receiving antidepressants was 4%, twice the placebo risk of 2%. No suicides occurred in these trials.

CONTRAINDICATIONS: Hypersensitivity to venlafaxine hydrochloride or to any excipients in the formulation. Concomitant use in patients taking monoamine oxidase inhibitors (MAOIs). **WARNINGS: Clinical Worsening and Suicide Risk—**Patients with major depressive disorder (MDD), both adult and pediatric, may experience worsening of their depression and/or the emergence of suicidal ideation and behavior (suicidality) or unusual changes in behavior, whether or not they are taking antidepressant medications, and this risk may persist until significant remission occurs. There has been a long-standing concern that antidepressants may have a role in inducing worsening of depression and the emergence of suicidality in certain patients. Antidepressants increased the risk of suicidal thinking and behavior (suicidality) in short-term studies in children and adolescents with MDD and other psychiatric disorders. It is unknown whether the suicidality risk in pediatric patients extends to longer-term use, i.e., beyond several months. It is also unknown whether the suicidality risk extends to adults. **All pediatric patients being treated with antidepressants for any indication should be observed closely for clinical worsening, suicidality, and unusual changes in behavior, especially during the initial few months of a course of drug therapy, or at times of dose changes, either increases or decreases. Adults with MDD or comorbid depression in the setting of other psychiatric illness being treated with antidepressants should be observed similarly for clinical worsening and suicidality, especially during the initial few months of a course of drug therapy, or at times of dose changes, either increases or decreases.** Anxiety, agitation, panic attacks, insomnia, irritability, hostility, aggressiveness, impulsivity, akathisia (psychomotor restlessness), hypomania, and mania have been reported in adult and pediatric patients being treated with antidepressants for MDD and other indications, both psychiatric and nonpsychiatric. Although a causal link between the emergence of such symptoms and either the worsening of depression and/or the emergence of suicidal impulses has not been established, there is concern that such symptoms may represent precursors to emerging suicidality. Consideration should be given to changing the therapeutic regimen, including possibly discontinuing the medication, in patients whose depression is persistently worse, or who are experiencing emergent suicidality or symptoms that might be precursors to worsening depression or suicidality, especially if these symptoms are severe, abrupt in onset, or were not part of the patient's presenting symptoms. If the decision has been made to discontinue treatment, medication should be tapered, as rapidly as is feasible, but with recognition that abrupt discontinuation can be associated with certain symptoms (see **PRECAUTIONS and DOSAGE AND ADMINISTRATION**). Families and caregivers of pediatric patients being treated with antidepressants for MDD or other indications, both psychiatric and nonpsychiatric, should be alerted about the need to monitor patients for the emergence of agitation, irritability, unusual changes in behavior, and the other symptoms described above, as well as the emergence of suicidality, and to report such symptoms immediately to health care providers. **Such monitoring should include daily observation by families and caregivers.** Prescriptions for Effexor XR should be written for the smallest quantity of capsules consistent with good patient management, in order to reduce the risk of overdose. Families and caregivers of adults being treated for depression should be similarly advised. **Screening Patients for Bipolar Disorder:** A major depressive episode may be the initial presentation of bipolar disorder. It is generally believed that treating such an episode with an antidepressant alone may increase the likelihood of precipitation of a mixed/manic episode in patients at risk for bipolar disorder. Whether any of the symptoms described above represent such a conversion is unknown. Prior to initiating antidepressant treatment, patients with depressive symptoms should be screened to determine if they are at risk for bipolar disorder; such screening should include a detailed psychiatric history, including a family history of suicide, bipolar disorder, and depression. Effexor XR is not approved for use in treating bipolar depression. **Potential for Interaction with MAOIs—Adverse reactions, some serious, have been reported in patients who recently discontinued an MAOI and started on venlafaxine, or who recently discontinued venlafaxine prior to initiation of an MAOI.** These reactions included tremor, myoclonus, diaphoresis, nausea, vomiting, flushing, dizziness, hyperthermia with features resembling neuroleptic malignant syndrome, seizures, and death. Effexor XR should not be used in combination with an MAOI, or within at least 14 days of discontinuing treatment with an MAOI. At least 7 days should be allowed after stopping venlafaxine before starting an MAOI. **Sustained Hypertension—**Venlafaxine is associated with sustained increases in blood pressure (BP) in some patients. Postmarketing cases of elevated BP requiring immediate treatment have been reported. Pre-existing hypertension should be controlled. Regular monitoring of BP is recommended. For patients experiencing sustained increase in BP, consider either dose reduction or discontinuation. **PRECAUTIONS: General—Discontinuation of Treatment with Effexor XR.** Abrupt discontinuation or dose reduction of venlafaxine at various doses is associated with new symptoms, the frequency of which increased with increased dose level and longer duration of treatment. Symptoms include agitation, anorexia, anxiety, confusion, coordination impaired, diarrhea, dizziness, dry mouth, dysphoric mood, emotional lability, fasciculation, fatigue, headaches, hypomania, insomnia, irritability, lethargy, nausea, nervousness, nightmares, seizures, sensory disturbances (e.g., paresthesias such as electric shock sensations), somnolence, sweating, tinnitus, tremor, vertigo, and vomiting. Monitor patients when discontinuing treatment. A gradual reduction in the dose rather than abrupt cessation is recommended. If intolerable symptoms occur following a decrease in the dose or upon discontinuation of treatment, consider restoring the previously prescribed dose. Subsequently, continue decreasing the dose at a more gradual rate. **Insomnia and Nervousness:** Treatment-emergent insomnia and nervousness have been reported. In Phase 3 trials, insomnia led to drug discontinuation in 1% of both depressed patients and Panic Disorder (PD) patients and in 3% of both Generalized Anxiety Disorder (GAD) and Social Anxiety Disorder (SAD) patients. Nervousness led to drug discontinuation in 0.9% of depressed patients, and in 2% of GAD patients, and in 0% of SAD and PD patients. **Changes in Weight: Adult Patients:** In short-term MDD trials, 7% of Effexor XR patients had $\geq 5\%$ loss of body weight and 0.1% discontinued for weight loss. In 6-month GAD studies, 3% of Effexor XR patients had $\geq 7\%$ loss of body weight, and 0.3% discontinued for weight loss in 8-week studies. In 12-week SAD trials, 3% of Effexor XR patients had $\geq 7\%$ loss of body weight, and no patients discontinued for weight loss. In 12-week PD trials, 3% of Effexor XR patients had $\geq 7\%$ loss of body weight, and no patients discontinued for weight loss. The safety and efficacy of venlafaxine in combination with weight loss agents, including phentermine, have not been established. Coadministration of Effexor XR and weight loss agents is not recommended. Effexor XR is not indicated for weight loss alone or in combination with other products. **Pediatric Patients:** Weight loss was seen in patients aged 6-17 receiving Effexor XR. More Effexor XR patients than placebo patients experienced weight loss of at least 3.5% in both MDD and GAD studies (18% vs. 3.6%; $P < 0.001$). Weight loss was not limited to patients with treatment-emergent anorexia (decreased appetite). Children and adolescents in a 6-month study had increases in weight less than expected based on data from age- and sex-matched peers. The difference between observed and expected weight gain was larger for children <12 years old than for adolescents >12 years old. **Changes in Height: Pediatric Patients:** In 8-week GAD studies, Effexor XR patients aged 6-17 grew an average of 0.3 cm ($n=122$), while placebo patients grew an average of 1.0 cm ($n=132$); $P=0.041$. This difference in height increase was most notable in patients <12. In 8-week MDD studies, Effexor XR patients grew an average of 0.8 cm ($n=146$), while placebo patients grew an average of 0.7 cm ($n=147$). In a 6-month study, children and adolescents had height increases less than expected based on data from age- and sex-matched peers. The difference between observed and expected growth rates was larger for children <12 years old than for adolescents >12 years old. **Changes in Appetite: Adult Patients:** Treatment-emergent anorexia was more commonly reported for Effexor XR (8%) than placebo (4%) patients in MDD studies. The discontinuation rate for anorexia was 1.0% in MDD studies. Treatment-emergent anorexia was more commonly reported for Effexor XR (8%) than placebo (2%) patients in GAD studies. The discontinuation rate for anorexia was 0.9% for up to 8 weeks in GAD studies. Treatment-emergent anorexia was more commonly reported for Effexor XR (20%) than placebo (2%) patients in SAD studies. The discontinuation rate for anorexia was 0.4% for up to 12 weeks in SAD studies. Treatment-emergent anorexia was more commonly reported for Effexor XR (8%) than placebo (3%) patients in PD studies. The discontinuation rate for anorexia was 0.4% for Effexor XR patients in 12-week PD studies. **Pediatric Patients:**

Decreased appetite was seen in pediatric patients receiving Effexor XR. In GAD and MDD trials, 10% of Effexor XR patients aged 6-17 for up to 8 weeks and 3% of placebo patients had treatment-emergent anorexia. None of the patients receiving Effexor XR discontinued for anorexia or weight loss. **Activation of Mania/Hypomania:** Mania or hypomania has occurred during short-term depression and PD studies. As with all drugs effective in the treatment of MDD, Effexor XR should be used cautiously in patients with a history of mania. **Hypomania:** Hypomania and/or the syndrome of inappropriate antidiuretic hormone secretion (SIADH) may occur with venlafaxine. Consider this in patients who are volume-depleted, elderly, or taking diuretics. **Mydriasis:** Mydriasis has been reported; monitor patients with raised intraocular pressure or at risk of acute narrow-angle glaucoma (angle-closure glaucoma). **Seizures:** In all premarketing depression trials with Effexor, seizures were reported in 0.3% of venlafaxine patients. Use cautiously in patients with a history of seizures. Discontinue in any patient who develops seizures. **Abnormal Bleeding:** Abnormal bleeding (most commonly ecchymosis) has been reported. **Serum Cholesterol Elevation:** Clinically relevant increases in serum cholesterol were seen in 5.3% of venlafaxine patients and 0.0% of placebo patients treated for at least 3 months in trials. Consider measurement of serum cholesterol levels during long-term treatment. **Use in Patients With Concomitant Illness:** Use Effexor XR cautiously in patients with diseases or conditions that could affect hemodynamic responses or metabolism. Venlafaxine has not been evaluated in patients with recent history of MI or unstable heart disease. Increases in QT interval (QTc) have been reported in clinical studies. Exercise caution in patients whose underlying medical conditions might be compromised by increases in heart rate. In patients with renal impairment or cirrhosis of the liver, the clearances of venlafaxine and its active metabolites were decreased, prolonging the elimination half-lives. A lower dose may be necessary; use with caution in such patients. **Information for Patients—Prescribers or other health professionals should inform patients, their families, and their caregivers about the benefits and risks associated with treatment with Effexor XR and should counsel them in its appropriate use. A patient Medication Guide About Using Antidepressants in Children and Teenagers is available for Effexor XR. The prescriber or health professional should instruct patients, their families, and their caregivers to read the Medication Guide and should assist them in understanding its contents. Patients should be given the opportunity to discuss the contents of the Medication Guide and to obtain answers to any questions they may have. The complete text of the Medication Guide is available at www.effexor.com or in the approved prescribing information. Patients should be advised of the following issues and asked to alert their prescriber if these occur while taking Effexor XR. **Clinical Worsening and Suicide Risk:** Patients, their families, and their caregivers should be encouraged to be alert to the emergence of symptoms listed in **WARNINGS: Clinical Worsening and Suicide Risk**, especially those seen early during antidepressant treatment and when the dose is adjusted up or down. Families and caregivers of patients should be advised to observe for the emergence of such symptoms on a day-to-day basis, since changes may be abrupt. Such symptoms should be reported to the patient's prescriber or health professional, especially if they are severe, abrupt in onset, or were not part of the patient's presenting symptoms. Symptoms such as these may be associated with an increased risk for suicidal thinking and behavior and indicate a need for very close monitoring and possibly changes in the medication. Caution patients about operating hazardous machinery, including automobiles, until they are reasonably sure that venlafaxine does not adversely affect their abilities. Tell patients to avoid alcohol while taking Effexor XR and to notify their physician 1) if they become pregnant or intend to become pregnant during therapy, or if they are nursing; 2) about their prescription or over-the-counter drugs, including herbal preparations, they are taking or plan to take; 3) if they develop a rash, hives, or related allergic phenomena. **Laboratory Tests—**No specific laboratory tests are recommended. **Drug Interactions—Alcohol:** A single dose of ethanol had no effect on the pharmacokinetics (PK) of venlafaxine or O-desmethylvenlafaxine (ODV), and venlafaxine did not exaggerate the psychomotor and psychometric effects induced by ethanol. **Cimetidine:** Use caution when administering venlafaxine with cimetidine to patients with pre-existing hypertension or hepatic dysfunction, and the elderly. **Diazepam:** A single dose of diazepam did not appear to affect the PK of either venlafaxine or ODV. Venlafaxine did not have any effect on the PK of diazepam or its active metabolite, desmethyldiazepam, or affect the psychomotor and psychometric effects induced by diazepam. **Haloperidol:** Venlafaxine decreased total oral-dose clearance of haloperidol, resulting in a 70% increase in haloperidol AUC. The haloperidol C_{max} increased 88%, but the haloperidol elimination half-life was unchanged. **Lithium:** A single dose of lithium did not appear to affect the PK of either venlafaxine or ODV. Venlafaxine had no effect on the PK of lithium. **Drugs Highly Bound to Plasma Proteins:** Venlafaxine is not highly bound to plasma proteins; coadministration of Effexor XR with a highly protein-bound drug should not cause increased free concentrations of the other drug. **Drugs That Inhibit Cytochrome P450 Isoenzymes:** CYP2D6 Inhibitors: Venlafaxine is metabolized to its active metabolite, ODV, by CYP2D6. Drugs inhibiting this isoenzyme have the potential to increase plasma concentrations of venlafaxine and decrease concentrations of ODV. No dosage adjustment is required when venlafaxine is coadministered with a CYP2D6 inhibitor. Concomitant use of venlafaxine with drug treatment(s) that potentially inhibits both CYP2D6 and CYP3A4, the primary metabolizing enzymes for venlafaxine, has not been studied. Use caution if therapy includes venlafaxine and any agent(s) that produces simultaneous inhibition of these two enzyme systems. **Drugs Metabolized by Cytochrome P450 Isoenzymes:** Venlafaxine is a relatively weak inhibitor of CYP2D6. Venlafaxine did not inhibit CYP1A2 and CYP3A4, CYP2C9 (in vitro), or CYP2C19. **Imipramine:** Venlafaxine did not affect the PK of imipramine and 2-OH-imipramine. However, desipramine AUC, C_{max} and C_{min} increased by ~35% in the presence of venlafaxine. The 2-OH-desipramine AUCs increased by 2.5-4.5 fold. Imipramine did not affect the PK of venlafaxine and ODV. **Risperidone:** Venlafaxine slightly inhibited the CYP2D6-mediated metabolism of risperidone to its active metabolite, 9-hydroxyrisperidone, resulting in a ~32% increase in risperidone AUC. Venlafaxine coadministration did not significantly alter the PK profile of the total active moiety (risperidone plus 9-hydroxyrisperidone). **CYP3A4:** Venlafaxine did not inhibit CYP3A4 in vitro and in vivo. **Indinavir:** In a study of 9 healthy volunteers, venlafaxine administration resulted in a 28% decrease in the AUC of a single dose of indinavir and a 36% decrease in indinavir C_{max}. Indinavir did not affect the PK of venlafaxine and ODV. **CYP1A2:** Venlafaxine did not inhibit CYP1A2 in vitro and in vivo. **CYP2C9:** Venlafaxine did not inhibit CYP2C9 in vitro. In vivo, venlafaxine 75 mg by mouth every 12 hours did not alter the PK of a single 550-mg dose of tolbutamide or the CYP2C9-mediated formation of 4-hydroxy-tolbutamide. **CYP2C19:** Venlafaxine did not inhibit the metabolism of diazepam, which is partially metabolized by CYP2C19 (see **Diazepam** above). **MAOIs:** See **CONTRAINDICATIONS** and **WARNINGS: CNS-Active Drugs:** Use caution with concomitant use of venlafaxine and other CNS-active drugs. Based on its mechanism of action and the potential for serotonin syndrome, use caution when coadministering venlafaxine with other drugs affecting the serotonergic neurotransmitter systems, such as triptans, serotonin reuptake inhibitors, or lithium. **Electroconvulsive Therapy (ECT):** There are no clinical data establishing the benefit of ECT combined with Effexor XR treatment. **Carcinogenesis, Mutagenesis, Impairment of Fertility—Carcinogenesis:** There was no increase in tumors in mice and rats given up to 1.7 times the maximum recommended human dose (MRHD) on a mg/m² basis. **Mutagenesis:** Venlafaxine and ODV were not mutagenic in the Ames reverse mutation assay in *Salmonella* bacteria or the CHO/HPRT mammalian cell forward gene mutation assay. Venlafaxine was not clastogenic in several assays. ODV elicited a clastogenic response in the in vivo chromosomal aberration assay in rat bone marrow. **Impairment of Fertility:** No effects on reproduction or fertility in rats were noted at oral doses of up to 2 times the MRHD on a mg/m² basis. **Pregnancy—Teratogenic Effects—Pregnancy Category C:** Reproduction studies in rats given 2.5 times, and rabbits given 4 times the MRHD (mg/m² basis) revealed no malformations in offspring. However, in rats given 2.5 times the MRHD, there was a decrease in pup weight, an increase in stillborn pups, and an increase in pup deaths during the first 5 days of lactation when dosing began during pregnancy and continued until weaning. There are no adequate and well-controlled studies in pregnant women; use Effexor XR during pregnancy only if clearly needed. **Nonteratogenic Effects:** Neonates exposed to Effexor XR late in the third trimester have developed complications requiring prolonged hospitalization, respiratory support, and tube feeding. Complications can arise immediately upon delivery. Reports include respiratory distress, cyanosis, apnea, seizures, temperature instability, feeding difficulty, vomiting, hypoglycemia, hypotonia, hyperreflexia, tremor, jitteriness, irritability, and constant crying. This is consistent with a direct toxic effect of SNRIs or a drug discontinuation syndrome. In some cases, it is consistent with serotonin syndrome. When treating a pregnant woman with Effexor XR during the third trimester, carefully consider the potential risks and benefits of treatment and consider tapering Effexor XR in the third trimester. **Labor, Delivery, Nursing—**The effect on labor and delivery in humans is unknown. Venlafaxine and ODV have been reported to be excreted in human milk. Because of the potential for serious adverse reactions in nursing infants from Effexor XR, a decision should be made whether to discontinue nursing or to discontinue the drug, taking into account the importance of the drug to the mother. **Pediatric Use—**Safety and effectiveness in the pediatric population have not been established (see **BOX WARNING** and **WARNINGS: Clinical Worsening and Suicide Risk**). No studies have adequately assessed the impact of Effexor XR on growth, development, and maturation of children and adolescents. Studies suggest Effexor XR may adversely affect weight and height (see **PRECAUTIONS-General, Changes in Height and Changes in Weight**). Should the decision be made to treat a pediatric patient with Effexor XR, regular monitoring of weight and height is recommended during treatment, particularly if long term. The safety of Effexor XR for pediatric patients has not been assessed for chronic treatment >6 months. In studies in patients aged 6-17, blood pressure and cholesterol increases considered to be clinically relevant were similar to that observed in adult patients. The precautions for adults apply to pediatric patients. **Geriatric Use—**No overall differences in effectiveness or safety were observed between geriatric and younger patients. Greater sensitivity of some older individuals cannot be ruled out. **Hyponatremia and SIADH** have been reported, usually in the elderly. **ADVERSE REACTIONS: Associated with Discontinuation of Treatment—**The most common events leading to discontinuation in MDD, GAD, SAD, and PD trials included nausea, anorexia, anxiety, impotence, dry mouth, dizziness, insomnia, somnolence, hypertension, diarrhea, paresthesia, tremor, abnormal (mostly blurred) vision, abnormal (mostly delayed) ejaculation, asthenia, vomiting, nervousness, headache,**

vasodilatation, thinking abnormal, decreased libido, and sweating. **Commonly Observed Adverse Events in Controlled Clinical Trials for MDD, GAD, SAD, and PD—**Body as a Whole: asthenia, headache, flu syndrome, accidental injury, abdominal pain. Cardiovascular: vasodilatation, hypertension, palpitation. Digestive: nausea, constipation, anorexia, vomiting, flatulence, diarrhea, eructation. Metabolic/Nutritional: weight loss. Nervous System: dizziness, somnolence, insomnia, dry mouth, nervousness, abnormal dreams, tremor, depression, hyperreflexia, paresthesia, libido decreased, agitation, anxiety, twitching. Respiratory System: pharyngitis, yawn, sinusitis. Skin: sweating. Special Senses: abnormal vision. Urogenital System: abnormal ejaculation, impotence, orgasmic dysfunction (including anorgasmia) in females. **Vital Sign Changes:** Effexor XR was associated with a mean increase in pulse rate of about 2 beats/min in depression and GAD trials and a mean increase in pulse rate of 4 beats/min in SAD trials. (See **WARNINGS-Sustained Hypertension**). **Laboratory Changes:** Clinically relevant increases in serum cholesterol were noted in Effexor XR clinical trials. Increases were duration dependent over the study period and tended to be greater with higher doses. **Other Events Observed During the Premarketing Evaluation of Effexor and Effexor XR—**N=6,670. "Frequent"=events occurring in at least 1/100 patients; "infrequent"=1/100 to 1/1000 patients; "rare"=fewer than 1/1000 patients. **Body as a whole** - Frequent: chest pain substernal, chills, fever, neck pain; Infrequent: face edema, intentional injury, malaise, moniliasis, neck rigidity, pelvic pain, photosensitivity reaction, suicide attempt, withdrawal syndrome; Rare: appendicitis, bacteremia, carcinoma, cellulitis. **Cardiovascular system** - Frequent: migraine, postural hypotension, tachycardia; Infrequent: angina pectoris, arrhythmia, extrasystoles, hypotension, peripheral vascular disorder (mainly cool feet and/or cold hands), syncope, thrombophlebitis; Rare: aortic aneurysm, arteritis, first-degree atrioventricular block, bigeminy, bundle branch block, capillary fragility, cerebral ischemia, coronary artery disease, congestive heart failure, heart arrest, hematoma, cardiovascular disorder (mitral valve and circulatory disturbance), mucocutaneous hemorrhage, myocardial infarct, palp, sinus arrhythmia. **Digestive system** - Frequent: increased appetite; Infrequent: bruxism, colitis, dysphagia, tongue edema, esophagitis, gastritis, gastroenteritis, gastrointestinal ulcer, gingivitis, glossitis, rectal hemorrhage, hemorrhoids, melena, oral moniliasis, stomatitis, mouth ulceration; Rare: abdominal distension, biliary pain, chelitis, cholecystitis, cholelithiasis, esophageal spasm, duodenitis, hematemesis, gastroesophageal reflux disease, gastrointestinal hemorrhage, gum hemorrhage, hepatitis, ileitis, jaundice, intestinal obstruction, liver tenderness, parotitis, periodontitis, proctitis, rectal disorder, salivary gland enlargement, increased salivation, soft stools, tongue discoloration. **Endocrine system** - Rare: galactorrhea, goiter, hyperthyroidism, hypothyroidism, thyroid nodule, thyroiditis. **Hemic and lymphatic system** - Frequent: ecchymosis; Infrequent: anemia, leukocytosis, leukopenia, lymphadenopathy, thrombocytopenia; Rare: basophilia, bleeding time increased, cyanosis, eosinophilia, lymphocytosis, multiple myeloma, purpura, thrombocytopenia. **Metabolic and nutritional** - Frequent: edema, weight gain; Infrequent: alkaline phosphatase increased, dehydration, hypercholesterolemia, hyperglycemia, hyperlipemia, hypoglycemia, hypokalemia, SGOT increased, SGPT increased, thirst; Rare: alcohol intolerance, bilirubinemia, BUN increased, creatinine increased, diabetes mellitus, glycosuria, gout, healing abnormal, hemochromatosis, hypercalcemia, hyperkalemia, hyperphosphatemia, hyperuricemia, hypochlosterolemia, hyponatremia, hypophosphatemia, hypoproteinemia, uremia. **Musculoskeletal system** - Frequent: arthralgia; Infrequent: arthritis, muscle cramp, bursitis, leg cramps, myasthenia, tenosynovitis; Rare: bone pain, pathological fracture, muscle cramp, muscle spasms, musculoskeletal stiffness, myopathy, osteoporosis, osteoarthritis, plantar fasciitis, rheumatoid arthritis, tendon rupture. **Nervous system** - Frequent: amnesia, confusion, depersonalization, hyposthesia, thinking abnormal, trismus, vertigo; Infrequent: akathisia, apathy, ataxia, circumoral paresthesia, CNS stimulation, emotional lability, euphoria, hallucinations, hostility, hyperesthesia, hyperkinesia, hypotonia, incoordination, manic reaction, myoclonus, neuralgia, neuropathy, psychosis, seizure, abnormal speech, stupor, suicidal ideation; Rare: abnormal/changed behavior, adjustment disorder, akinesia, alcohol abuse, aphasia, bradykinesia, buccoglossal syndrome, cerebrovascular accident, feeling drunk, loss of consciousness, delusions, dementia, dystonia, energy increased, facial paralysis, abnormal gait, Guillain-Barré syndrome, homicidal ideation, hyperchlorhydria, hypokinesia, hysteria, impulse control difficulties, libido increased, motion sickness, neuritis, nystrochism, paranoid reaction, paresis, psychotic depression, reflexes decreased, reflexes increased, torticollis. **Respiratory system** - Frequent: cough increased, dyspnea; Infrequent: asthma, chest congestion, epistaxis, hyperventilation, laryngismus, laryngitis, pneumonia, voice alteration; Rare: atelectasis, hemoptysis, hypoventilation, hypoxia, larynx edema, pleurisy, pulmonary embolus, sleep apnea. **Skin and appendages** - Frequent: pruritus; Infrequent: acne, alopecia, contact dermatitis, dry skin, eczema, maculopapular rash, psoriasis, urticaria; Rare: brittle nails, erythema nodosum, exfoliative dermatitis, lichenoid dermatitis, hair discoloration, skin discoloration, furunculosis, hirsutism, leukoderma, miliaria, petechial rash, pruritic rash, pustular rash, vesiculobullous rash, seborrhea, skin atrophy, skin hypertrophy, skin striae, sweating decreased. **Special senses** - Frequent: abnormality of accommodation, mydriasis, taste perversion; Infrequent: conjunctivitis, diplopia, dry eyes, eye pain, hyperacusis, otitis media, parosmia, photophobia, taste loss, visual field defect; Rare: blepharitis, cataract, chromatopsia, conjunctival edema, corneal lesion, deafness, exophthalmos, eye hemorrhage, glaucoma, retinal hemorrhage, subconjunctival hemorrhage, keratitis, labyrinthitis, miosis, papilledema, decreased pupillary reflex, otitis externa, scleritis, uveitis. **Urogenital system** - Frequent: prostatic disorder (prostatitis, enlarged prostate, and prostate irritability), urination impaired; Infrequent: albuminuria, amenorrhea, breast pain, cystitis, dysuria, hematuria, kidney calculus, kidney pain, leukorrhea, menorrhagia, metrorrhagia, nocturia, polyuria, pyuria, urinary incontinence, urinary retention, urinary urgency, vaginal hemorrhage, vaginitis; Rare: abortion, anuria, balanitis, bladder pain, breast discharge, breast engorgement, breast enlargement, endometriosis, female lactation, fibrocystic breast, calcium crystalluria, cervicitis, orchitis, ovarian cyst, prolonged erection, gynecomastia (male), hypomenorrhea, kidney function abnormal, mastitis, menopause, pyelonephritis, oliguria, salpingitis, urolithiasis, uterine hemorrhage, uterine spasm, vaginal dryness. **Postmarketing Reports:** agranulocytosis, anaphylaxis, aplastic anemia, catatonias, congenital anomalies, CPK increased, deep vein thrombophlebitis, delirium, EKG abnormalities such as QT prolongation; cardiac arrhythmias including atrial fibrillation, supraventricular tachycardia, ventricular extrasystoles, and rare reports of ventricular fibrillation and ventricular tachycardia, including torsades de pointes; epidermal necrosis/Stevens-Johnson syndrome, erythema multiforme, extrapyramidal symptoms (including dyskinesia and tardive dyskinesia), angle-closure glaucoma, hemorrhage (including eye and gastrointestinal bleeding), hepatic events (including GGT elevation); abnormalities of unspecified liver function tests; liver damage, necrosis, or failure; and fatty liver), involuntary movements, LDH increased, neuroleptic malignant syndrome-like events (including a case of a 10-year-old who may have been taking methylphenidate, was treated and recovered), neutropenia, night sweats, pancreatitis, pancytopenia, panic, prolactin increased, pulmonary eosinophilia, renal failure, rhabdomyolysis, serotonin syndrome, shock-like electrical sensations or tinnitus (in some cases, subsequent to the discontinuation of venlafaxine or tapering of dose), and SIADH (usually in the elderly). Elevated clozapine levels that were temporally associated with adverse events, including seizures, have been reported following the addition of venlafaxine. Increases in prothrombin time, partial thromboplastin time, or INR have been reported when venlafaxine was given to patients on warfarin therapy. **DRUG ABUSE AND DEPENDENCE:** Effexor XR is not a controlled substance. Evaluate patients carefully for history of drug abuse and observe such patients closely for signs of misuse or abuse. **OVERDOSAGE:** Electrocardiogram changes (e.g., prolongation of QT interval, bundle branch block, QRS prolongation), sinus and ventricular tachycardia, bradycardia, hypotension, altered level of consciousness (ranging from somnolence to coma), rhabdomyolysis, seizures, vertigo, liver necrosis, and death have been reported. Treatment should consist of those general measures employed in the management of overdose with any antidepressant. Ensure an adequate airway, oxygenation and ventilation. Monitor cardiac rhythm and vital signs. General supportive and symptomatic measures are also recommended. Induction of emesis is not recommended. Gastric lavage with a large bore orogastric tube with appropriate airway protection, if needed, may be indicated if performed soon after ingestion or in symptomatic patients. Activated charcoal should be administered. Due to the large volume of distribution of this drug, forced diuresis, dialysis, hemoperfusion, and exchange transfusion are unlikely to be of benefit. No specific antidotes for venlafaxine are known. In managing overdose, consider the possibility of multiple drug involvement. Consider contacting a poison control center for additional information on the treatment of overdose. Telephone numbers for certified poison control centers are listed in the Physicians' Desk Reference® (PDR). **DOSSAGE AND ADMINISTRATION:** Consult full prescribing information for dosing instructions. **Switching Patients to or from an MAOI—**At least 14 days should elapse between discontinuation of a MAOI and initiation of therapy with Effexor XR. At least 7 days should be allowed after stopping Effexor XR before starting an MAOI (see **CONTRAINDICATIONS** and **WARNINGS**). This brief summary is based on Effexor XR Prescribing Information W10404C019, revised November 2005.

ZYPREXA® (olanzapine)?

Name: _____

Address: _____

Date: _____

Rx

ZYPREXA
10 mg

You wrote “ZYPREXA.”

Will your patient leave the pharmacy with something else?

With over 4,000 drugs on the market and more than 8 million prescriptions filled every day, medication errors can and do occur. For example, ZYPREXA and Zyrtec® (cetirizine HCl) have been mistaken, one for the other, in the past.

To help avoid such medication errors, the Institute for Safe Medication Practices (ISMP) recommends that physicians:

- Print the medication’s brand name and generic name on all prescriptions.
- Include dosage form, strength, and full instructions.
- Pronounce the name for the patient or caregiver, and have them say it back to you.
- Remind the patient to check for anything unusual (eg, capsules instead of the usual tablets) before they leave the pharmacy.

**Please take special care when prescribing any medication.
Millions of patients and their families are counting on you.**

OL33361 PRINTED IN USA. 3000103575 ©2005, ELI LILLY AND COMPANY. ALL RIGHTS RESERVED.
ZYPREXA is a registered trademark of Eli Lilly and Company.
Zyrtec is a registered trademark of UCB, Societe Anonyme.


Answers That Matter.

Position Available:

Director, Department of Quality Improvement and Psychiatric Services

The American Psychiatric Association, Arlington, Virginia, seeks a Director for the Department of Quality Improvement and Psychiatric Services. The director develops, implements, or oversees the association's quality care programs that focus on clinical standards, practice guidelines, clinical performance measurement, and electronic health records, as well as the association's activities concerning substance abuse and children's affairs. The director leads/supervises the department staff; represents the department's activities with other organizations; and ensures staff support for relevant components of the association. With appropriate training and experience, applicant may also collaborate with the APIRE supported Practice Research Network (PRN) research on the application of practice guidelines, indicators, and electronic health records in routine clinical practice. Applicants must have an M.D., Ph.D., or M.S. with equivalent experience. Qualifications required: Seven years of management experience, plus five years of experience in the mental health field or three years of experience in the medical performance measurement field. Compensation commensurate with education and experience.

For a complete position description, contact Human Resources (HRAPPS@psych.org). Expressions of interest will be received in confidence.

Department of Veterans Affairs Staff Psychiatrist VA Medical Center Memphis

The VA Medical Center in Memphis, Tennessee, an affiliate of the University of Tennessee, is seeking a full-time psychiatrist who will qualify for an academic appointment at the University of Tennessee. Applicant must demonstrate significant and distinguishing accomplishments in direct patient care, resident supervision and teaching. Applicants must be a Board Certified/Board Eligible and hold an unrestricted medical license. Must be a U.S. citizen.

Benefits include:

- A recruitment/relocation incentive (negotiable up to 25% of salary)
- Health Insurance (covers pre-existing conditions)
- Life Insurance.
- Federal Employees Retirement System (401K with Government Matching Dollars).
- Generous vacation & sick leave
- Malpractice Coverage for Physicians
- 10 Federal Holidays

Send your CV and three letters of reference to:

- Barbara Smith, Human Resources Specialist
- By e-mail: Barbara.Smith22c62e@med.va.gov
- By mail: VA Medical Center, Human Resources (05R) 1030 Jefferson Ave., Memphis, TN 38104
- For more information: Call Barbara Smith at (901) 523-8990, Ext. 5312

An Equal Opportunity Employer

Department of Health and Human Services, National Institute of Mental Health *Division of Services and Intervention Research*

Chief, Services Research and Clinical Epidemiology Branch and
Chief, Adult Treatment and Preventive Interventions Research Branch

The National Institute of Mental Health, a major research component of the National Institutes of Health (NIH) and the Department of Health and Human Services (DHHS), is seeking exceptional **candidates for two branch chief positions** in the Division of Services and Intervention Research (DSIR). These positions provide overall scientific, programmatic, and administrative leadership for extramural grants and contracts portfolios of over \$50 million each.

The Services Research and Clinical Epidemiology Branch plans, supports and administers programs of research, research training, and research infrastructure development, across the lifespan, on all mental health services research issues.

Within a broad focus, the Adult Treatment and Preventive Interventions Research Branch, supports research evaluating the therapeutic and adverse effects of psychosocial, psychopharmacologic, and somatic interventions of proven efficacy in the treatment of mental disorders in adult populations.

Applicants must possess an M.D. and/or Ph.D. in a mental health-related discipline with broad senior-level research experience. The successful candidate will be a distinguished scientist with a passion for innovation and a compelling vision for research that informs mental health policy. Salary is commensurate with experience and accomplishments.

A detailed vacancy announcement that includes application procedures is available by emailing Jessica Schwartz at js975b@nih.gov. In addition to the application procedures interested candidates should email or send a letter of interest, including a brief description of research experience, and a *curriculum vitae* and bibliography to: Jessica Schwartz, Office of Human Resources, National Institutes of Health 2115 East Jefferson Street, Room 1-1B110, Bethesda, Maryland 20892 (Rockville, Maryland 20852 for express or courier service). Review of applications will begin immediately, with both vacancies closing September 15, 2006.



The NIH encourages the application and nomination of qualified women, minorities, and individuals with disabilities. HHS and NIH are Equal Opportunity Employers



ACADIA

HEALTHCARE

*Openings for psychiatrists
who want to make the most
of their work and life.*

We are pleased to announce tremendous opportunities in rapidly expanding, behavioral health organizations in Lafayette, LA and Longview, TX. We are now seeking general psychiatrists and child/adolescent psychiatrists.

- Primary focus will be inpatient and outpatient psychiatric services
- Highly competitive compensation package
- Relocation available
- Board eligibility/board certification required

*For questions or confidential consideration,
please contact Susan Legg:
slegg@acadiabealthcare.com
P: 770.772.4345
F: 770.772.9192
www.acadiabealthcare.com*

Acadia Healthcare ... Providing hope today for a better tomorrow.™

Providence Health & Services

Quality of medicine. Quality of life.



Providence Health & Services is seeking **BE/BC psychiatrists** in:

Anchorage, Alaska: Employed full-time child psychiatry opportunity in breathtaking Alaska.

Missoula, Montana: Employed and private practice inpatient and outpatient opportunities located in Montana's beautiful Rocky Mountains.

Portland, Oregon: Full-time, part-time and on-call opportunities in scenic Oregon.

Spokane, Washington: Employed adult and child psychiatry opportunities in the Evergreen State.



See our Web site for other physician opportunities in Alaska, California, Montana, Oregon and Washington.

Please send CV/references to judy.brant@providence.org. For more information, please call toll-free 1-866-504-8178 or visit us on the Web.

www.providence.org/physicianopportunities

Providence Health & Services

Providence Health System
Providence Services
Little Company of Mary

Treating Patients with Hearing Impairments or Limited English Proficiency: What Are the Emerging Duties for Psychiatrists?

The Americans with Disabilities Act of 1990, commonly referred to as the "ADA," became effective in 1992 and requires the provision of appropriate auxiliary aids and services to ensure adequate communication between a physician and a patient with hearing or vision impairments. The ADA does not require the use of an interpreter for a deaf or hearing-impaired person in every medical setting but "effective communication" is the required standard. Lip reading, note-taking or interpretation by a family member might not be considered effective communication when a psychiatrist is engaging in psychotherapy with a patient.

A psychiatrist is not required to provide an interpreter for a deaf or hearing-impaired patient where it would present an "undue burden" on the professional. However, the single factor of interpreter cost exceeding the cost of the medical consultation has not been found by the courts to be an undue burden. Factors that may create an "undue burden" include the practice's overall income, eligibility for tax credits and the frequency of patient visits requiring an interpreter. Further information on such issues may be obtained from the United States Department of Justice, Civil Rights Division, Public Access Section.ⁱ Federal tax credits may be available for part of the cost of providing an interpreter, so any psychiatrist affected by the law should consult his/her accountant.

Another law which gives rise to the potential duty of the psychiatrist to provide interpreters – not for the hearing-impaired but for limited English proficiency patients – is Title VI of the Civil Rights Act of 1964.ⁱⁱ This law prohibits discrimination on the basis of race, color or national origin. The "national origin" language has been broadly construed by regulation to require providers who receive certain federal fundsⁱⁱⁱ to take steps to provide effective communication. Although a large facility (e.g., a hospital emergency room) may be subject to greater scrutiny than a small psychiatric practice, psychiatrists should consider adopting plans to effectively communicate with patients who cannot fully communicate in English. Furthermore, state human rights laws may impose requirements on health care providers to assure effective communication. Psychiatrists could also be vulnerable in malpractice suits for violation of the standard of care where treatment was compromised due to ineffective communication.

This update was provided by Anne Marie "Nancy" Wheeler, J.D., Coordinator of the APA Legal Information and Consultation Plan. For further information about the Plan, which has been revised for 2006, please call 301-384-6775 or e-mail apaplan@comcast.net.

ⁱ The information line at the Department of Justice for ADA compliance (including the need for interpreters) is 1-800-514-0301.

ⁱⁱ See 42 U.S.C. §§ 2000d et seq., as amended. Guidance is available at <http://www.usdoj.gov/crt/cor/lep/DOJFinLEPFRJun182002.htm>.

ⁱⁱⁱ These funds do not include Medicare Part B payments.

Psychiatrist

The Veterans Affairs Northern California Health Care System (VANCHCS) Mental Health Service is recruiting for an Addiction Psychiatrist to lead the Substance Abuse Program at the Sacramento Mental Health Clinic. VANCHCS is academically affiliated with the University of California, Davis School of Medicine (UC Davis), and is a training site for medical students and psychiatry residents. The ideal candidate will have ABPN Certificate in Psychiatry with added qualifications in Addiction Psychiatry, and be eligible for a faculty appointment at the UC Davis. The successful candidate will be provided time to develop his/her teaching skills and to participate in educational programs at UC Davis. Salary is competitive and based on credentials and experience.

Please send inquiry and CV to:
Lesa Roderick
HRMS-05, VA NCHCS
10535 Hospital Way Bldg. 707
Sacramento, California 95655.
Telephone: 916-843-7376
FAX: 916-364-0239. EOE.



Neuromodulation & Neuroimaging Junior Faculty Position

The Psychiatric Neuromodulation Program at the University of Michigan is seeking a Psychiatric Investigator interested in joining a new program engaged in clinical translational research in neuromodulation and neuroimaging. The diagnostic focus would be on mood disorders, including membership in the University of Michigan Depression Center, although extension of work to include psychotic disorders may be appropriate. The candidate may integrate clinical treatment with ECT and emerging neuromodulation therapies into their academic work. Research with transcranial magnetic stimulation (TMS) is ongoing in the clinical setting and in the fMRI Center, and the ideal candidate would establish a presence in both areas. Possible research themes include studies of affective brain circuitry with TMS/fMRI, deep brain stimulation (DBS), VNS/ECT/VNS. Collaborative relationships with Psychology, Biomedical Engineering, Neurology and Neurosurgery are strongly encouraged. The candidate for this tenure-track position should be BC/BE in psychiatry, and have research experience in neuroimaging and/or TMS.

Contact individuals: **Stephan Taylor** sftaylor@umich.edu or **David Knesper** dknesper@umich.edu; Co-chairs, Psychiatric Neuromodulation Program Search Committee; UH 8806, Box 0116; 1500 East Medical Center Drive; Ann Arbor, Michigan 48109-0116.

The University of Michigan is an equal opportunity employer. Applications from women and underrepresented minority candidates are especially encouraged.


Université McGill University *Faculty of Medicine / Faculté de médecine*

Chair, Department of Psychiatry

The Faculty of Medicine at McGill University is inviting applications for the position of Chair, Department of Psychiatry.

The Department of Psychiatry has a strong tradition of excellence in research and teaching. It consists of 143 full-time academic staff members, 30 part-time appointees, 17 adjunct professors and 35 associate members and is well supported by CIHR, NSERC, NIH and other funding agencies. It offers a dynamic research environment with extensive inter-departmental and multi-disciplinary research collaboration. Opportunities exist to develop existing areas and build new areas of strength through recruitment. The Department participates in teaching at all levels (170 MSc and PhD students, 53 other graduate students and postdoctoral fellows and 683 undergraduate students), as well as to medical residents. Further details can be found at: <http://www.mcgill.ca/psychiatry/>

Applicants should have senior academic experience with proven administrative and teaching skills.



A commitment to research with an international reputation in this domain are important attributes. The selected candidate must be an M.D. and be licensed or eligible for licensure in the Province of Quebec.

Interested applicants should send by electronic version their curriculum vitae, including a list of publications, a statement of interest, as well as names, addresses and emails of three references indicating 'Chair, Psychiatry' to: danielle.lepage@mcgill.ca

Dean Abraham Fuks, Faculty of Medicine,
McGill University, 3605 de la Montagne, QC
H3G 2M1, Canada

The deadline for submission is November 1, 2006.

Candidates would benefit from a working knowledge of both official languages. All qualified candidates are encouraged to apply, however, in accordance with Canadian immigration requirements, priority will be given to Canadian citizens and permanent residents of Canada. McGill University is committed to equity in employment.



Ozark Center

FREEMAN HEALTH SYSTEM
Behavioral Health Division

Psychiatrists Needed in All Specialties

- Join the Behavioral Health Division for FHS which is the largest & fastest growing health system in the area.
- Eight psychiatrists working together as a group in a shared call situation.
- At FHS enjoy the security and growth potential of a fully integrated delivery system with the completion of a large expansion of facilities opening in 2007.
- Join freedom and autonomy of working within a physician-driven system with 170+ employee physicians covering all specialties providing an excellent local and regional referral base for your services.

EXCELLENT SALARY AND BENEFITS

JOPLIN, MISSOURI Service Area of 450,000+Lakes, fishing, hunting; excellent public & private schools; mild climate - four seasons; one of the lowest costs of living in the nation. Call Nancy at 800-353-6812, Fax CV to 417-347-9320.

We want to hear from you!!

njpaul@freemanhealth.com / www.freemanhealth.com



Marshfield Clinic is nationally recognized for providing physicians with the most advanced medical equipment and health information technology today. Surrounded by nature's beauty in Wisconsin, we are located in communities where neighbors know one another.

We have openings for Adult and Child and Adolescent Psychiatrists.

Marshfield Clinic is a multi-specialty group practice with over 725 physicians located at 39 centers in Wisconsin. The Clinic's Research Foundation has a history of important medical discoveries in human genetics and support for clinical research.

To learn more about these opportunities and the very competitive compensation package, please contact: Beth Albee, Physician Recruitment, **Marshfield Clinic**, 1000 N. Oak Ave., Marshfield, WI 54449. Phone: 800-782-8581, extension 19775; Fax #: 715-221-9779.

E-mail: albee.beth@marshfieldclinic.org
Website: www.marshfieldclinic.org/recruit

 **MARSHFIELD CLINIC.**

Where the future of medicine lives

Marshfield Clinic is an Affirmative Action/Equal Opportunity employer that values diversity. Minorities, females, individuals with disabilities and veterans are encouraged to apply. Sorry, not a health professional shortage area.

Explore what Mayo Clinic can do for your career.

To build a truly extraordinary career, you must surround yourself with the finest minds, the most advanced technologies and the support of a team determined to shape the future of health care.

Adult Psychiatrist

We are seeking a board certified/eligible psychiatrist to join a multispecialty group practice. In addition to excellent clinical skills, the ideal candidate will have neuropsychiatry training or experience in consultation/liaison psychiatry and the ability to work well with other physicians

Mayo Clinic, Jacksonville, Florida is located just a few miles from the beautiful Atlantic Coast beaches. Here, you'll enjoy an exceptional lifestyle encompassing our spectacular Florida scenery, incomparable recreational opportunities, and cultural and sporting events.

For more information, please contact:

Paul A. Fredrickson, M.D.
4500 San Pablo Road, Jacksonville, FL 32224

Phone: 904-953-7287
Email: fredrickson.paul@mayo.edu
Website: www.mayoclinic.org

As an Equal Opportunity Employer, we value diversity.

www.mayoclinic.org



Biloxi, Mississippi Pensacola, Florida Shreveport, Louisiana Alexandria, Louisiana

Psychiatrist positions require:
BE/BC Psychiatrists, current, full, unrestricted licensure (any state), U.S. citizen, Expertise in Geropsychiatry, PTSD or Substance Abuse preferred.

Biloxi/Pensacola Outpatient. Send applications to Jean Williams, HRMS (05A), 400 Veterans Ave, Biloxi MS or contact at jean.williams@med.va.gov or (228) 523-5633

Alexandria Inpatient. Strong clinical skills/team oriented. Located in the heart of LA. CV/Application to tammie.arnold@med.va.gov or Tammie Arnold, Psychiatry Service (116), P.O. Box 69004, Alexandria LA 71306-9004. (318) 473-0010 ext 2696.

Shreveport Please send your CV for Psychiatrist positions to vicla.johnson@med.va.gov or at VAMC, HRMS (05), 510 E. Stoner Ave, Shreveport LA

Partner with a Magnet Hospital in North Central Wisconsin

BC/BE Psychiatrist for Medical Director of 11 bed in-patient unit. Call shared with 5 local psychiatrists. Practice located in Aspirus Wausau Hospital, named in top 100 hospitals in USA by US News and World Report. Work with a great team of young vibrant psychiatrists. Great potential for program growth and development with a focus on expanded community action. Excellent compensation package with outstanding benefits.

4 seasons of family fun await you. In your backyard you will find, fishing, hunting, water sports and much more. For the indoor type we offer shopping, art museum, visual arts center and music conservatory just to name a few.

Please contact Jamie Sitko
at Aspirus Clinics today at
800-792-8728 or fax cv to 715-847-2317.
Email: jamiesi@aspirus.org www.aspirus.org



INTERMOUNTAIN WEST MONTANA

Free standing facility. Primarily outpatient psychiatry with some consultation-liaison. Full complement of community support services. Excellent income potential.

Located in Kalispell in the Rocky Mountains' Flathead Valley near Glacier National Park. Breathtaking vistas with pristine mountain lakes, wilderness areas, blue ribbon trout streams, world-class hunting, fishing, snowmobiling, and skiing.

MICHELLE KRAFT

800-678-7858, x63705

314-726-0026 (fax)

mkraft@cejkasearch.com

ID#27255P9

cejkasearch.com

Correctional Medical Service

The Nation's largest private provider of Correctional Medicine, currently has several *full and part time Psychiatry positions available* throughout the Indiana Correctional System.

Consider the following:

- ~: Monday through Friday hours
- ~: Excellent Compensation
- ~: Guaranteed patient base
- ~: Stimulating Pathology

Whether you are looking to supplement your income by working part time, or you are looking for a permanent practice change that affords you more time for your family, CMS has opportunities for you!

For more details, please contact:

Courtney Heffernan at 1-800-325-4809, ext. 9518, or via email cheffernan@cmsstl.com.

EDWARD
HOSPITAL & HEALTH SERVICES

Child & Adolescent Psychiatry Practice Opportunity

Excellent opportunity for a Board Certified or Board Eligible Child & Adolescent Psychiatrist to join Linden Oaks at Edward Hospital located in Naperville Illinois, just 35 miles west of downtown Chicago. Linden Oaks is a JCAHO accredited Behavioral Health facility affiliated with Edward, a community based hospital with a Medical Staff of over 800 members. Linden Oaks currently offers a specialized treatment in Child & Adolescence, eating disorders, chemical dependency services and self injury programs. Our Child Psychiatry Institute offers physicians the ability to practice in an on-site outpatient program and an acute care setting.

Naperville is one of the fastest growing communities in the country and includes a primary service area of over 250,000 lives. The fastest growing segment of the service area is children and adolescents.

This is one of the most desirable Child & Adolescent Psychiatry opportunities in the Chicago metropolitan area. We offer a competitive benefits package in addition to affiliation with a progressive state of the art facility.

Interested individuals should contact or directly forward their Curriculum Vitae to:
Jason Shenefield • Physician Recruiter • Edward Hospital
801 S. Washington Street • Naperville, IL 60540
PH 630-527-5306 • FX 630-527-3069
E-mail: jshenefield@edward.org

Index to Advertisers September 2006

The publication of an advertisement in this journal does not imply endorsement of the product or service by the American Psychiatric Association.

| | |
|--|------------------|
| American College of Psychiatrists..... | A24 |
| Bristol-Myers Squibb Company | |
| Abilify | A25-A32 |
| EMSAM..... | A33-A39 |
| Eli Lilly and Company | |
| Cymbalta | A6-A8 |
| Zyprexa..... | A9-A13, A63 |
| Employment Opportunities | A65-69 |
| Forest Laboratories, Inc. | |
| Lexapro | A43-A44 |
| Janssen Pharmaceutica | |
| Corporate..... | A2, A46-A47 |
| Risperdal..... | A49-A52 |
| T. Byram Karasu, MD..... | A14 |
| J. Michael Mahoney..... | A14 |
| Omega Natural Science..... | A45 |
| Osler Institute | A13, A14 |
| PBM Pharmaceuticals, Inc. | |
| Animi-3..... | A23-A24 |
| Symposia..... | A24, A54 |
| Takeda Pharmaceuticals | |
| Rozerem..... | C2-A1 |
| U.S. Pharmaceuticals, Pfizer, Inc. | |
| Corporate..... | A41, A56 |
| Geodon | C3-C4 |
| Wyeth Pharmaceuticals, Inc. | |
| Effexor XR | A17-A21, A57-A61 |

Subscription and Business Information

The American Journal of Psychiatry, ISSN 0002-953X, is published monthly by the American Psychiatric Association, 1000 Wilson Blvd., Suite 1825, Arlington, VA 22209-3901. Subscriptions (per year): individual \$196.00, student \$66.00. Institutional subscriptions are tier priced. For institutional site license or pricing information, e-mail ajp@psych.org, call (800) 368-5777, or visit <http://highwire.stanford.edu/tfocus/>. International individual subscriptions are \$290.00, student \$95.00. Single issues: U.S. \$49.00, international \$60.00.

Business communications, address changes, and subscription questions from APA members should be directed to the Division of Member Services: (888) 35-PSYCH (toll-free). Nonmember subscribers should call the Circulation Department (800) 368-5777. Author inquiries should be directed to the Journal editorial office: (703) 907-7885 or (703) 907-7884; fax (703) 907-1096; e-mail ajp@psych.org.

Business Management: Nancy Frey, Director, Publishing Services; Laura G. Abedi, Associate Director, Production; Brian Skepton, Advertising Sales and Marketing Manager, Nonpharmaceutical and Online Sales; Alison Jones, Advertising Prepress Manager; Robert Pursell, Director, Sales and Marketing.

Director, Advertising Sales: Raymond J. Purkis, Director, 2444 Morris Avenue, Union, NJ 07083; (908) 964-3100.

Pages are produced using Adobe FrameMaker+ SGML 6.0 Printed by Cadmus Communications, Richmond, Va., on acid-free paper effective with Volume 140, Number 5, May 1983.

Periodicals postage paid at Arlington, VA, and additional mailing offices. POSTMASTER: Send address changes to The American Journal of Psychiatry, Circulation Department, American Psychiatric Association, 1000 Wilson Blvd., Suite 1825, Arlington, VA 22209-3901.

Indexed in Abstracts for Social Workers, Academic Abstracts, Biological Abstracts, Chemical Abstracts, Chicago Psychoanalytic Literature Index, Cumulative Index to Nursing Literature, Excerpta Medica, Hospital Literature Index, Index Medicus, International Nursing Index, Nutrition Abstracts, Psychological Abstracts, Science Citation Index, Social Science Source, and Social Sciences Index.

The American Psychiatric Association does not hold itself responsible for statements made in its publications by contributors or advertisers. Unless so stated, material in The American Journal of Psychiatry does not reflect the endorsement, official attitude, or position of the American Psychiatric Association or of the Journal's Editorial Board.

Authorization to photocopy items for internal or personal use, or the internal or personal use of specific clients, is granted by the American Psychiatric Association for libraries and other users registered with the Copyright Clearance Center (CCC) Transactional Reporting Service, provided that the base fee of \$15.00 per copy is paid directly to CCC, 222 Rosewood Drive, Danvers, MA 01923; (978) 750-8400 (tel), (978) 646-8600 (fax), www.copyright.com (web site). 0002-953X/05/\$15.00.

This consent does not extend to other kinds of copying, such as copying for general distribution, for advertising or promotional purposes, for creating new collective works, or for resale. Requests for commercial distribution should be directed to (703) 907-7894. APA does not require that permission be obtained for the photocopying of isolated articles for nonprofit classroom or library reserve use; all fees associated with such permission are waived.

Copyright © 2005 American Psychiatric Association.

BRIEF SUMMARY. See package insert for full prescribing information.

Increased Mortality in Elderly Patients with Dementia-Related Psychosis: Elderly patients with dementia-related psychosis treated with atypical antipsychotic drugs are at an increased risk of death compared to placebo. Analyses of seventeen placebo-controlled trials (modal duration of 10 weeks) in these patients revealed a risk of death in the drug-treated patients between 1.6 to 1.7 times that seen in placebo-treated patients. Over the course of a typical 10 week controlled trial, the rate of death in drug-treated patients was about 4.5%, compared to a rate of about 2.6% in the placebo group. Although the causes of death were varied, most of the deaths appeared to be either cardiovascular (e.g., heart failure, sudden death) or infectious (e.g., pneumonia) in nature. GEODON (ziprasidone) is not approved for the treatment of patients with Dementia-Related Psychosis.

INDICATIONS—GEODON Capsules is indicated for the treatment of schizophrenia and acute manic or mixed episodes associated with bipolar disorder with or without psychotic features. GEODON™ (ziprasidone mesylate) for injection is indicated for acute agitation in schizophrenic patients.

CONTRAINDICATIONS—**QT Prolongation:** Because of GEODON's dose-related prolongation of the QT interval and the known association of fatal arrhythmias with QT prolongation by some other drugs, GEODON is contraindicated in patients with a known history of QT prolongation (including congenital long QT syndrome), with recent acute myocardial infarction, or with uncompensated heart failure (see **WARNINGS**). Pharmacokinetic/pharmacodynamic studies between GEODON and other drugs that prolong the QT interval have not been performed. An additive effect of GEODON and other drugs that prolong the QT interval cannot be excluded. Therefore, GEODON should not be given with dofetilide, sotalol, quinidine, other Class Ia and III anti-arrhythmics, mesoridazine, thioridazine, chlorpromazine, droperidol, pimozide, sparfloxacin, gatifloxacin, moxifloxacin, halofantrine, mefloquine, pentamidine, arsenic trioxide, levomethadyl acetate, dolasetron mesylate, procabrol, or tacrolimus. GEODON is also contraindicated with drugs that have demonstrated QT prolongation as one of their pharmacodynamic effects and have this effect described in the full prescribing information as a contraindication or boxed or bolded warning (see **WARNINGS**). GEODON is contraindicated in individuals with a known hypersensitivity to the product. **WARNINGS**—**Increased Mortality in Elderly Patients with Dementia-Related Psychosis:** Elderly patients with dementia-related psychosis treated with atypical antipsychotic drugs are at an increased risk of death compared to placebo. GEODON (ziprasidone) is not approved for the treatment of patients with dementia-related psychosis (see **Boxed Warning**). **QT Prolongation and Risk of Sudden Death:** GEODON use should be avoided in combination with other drugs that are known to prolong the QT interval. Additionally, clinicians should be alert to the identification of other drugs that have been consistently observed to prolong the QT interval. Such drugs should not be prescribed with GEODON. A study directly comparing the QT/QTc-prolonging effect of GEODON with several other drugs effective in the treatment of schizophrenia was conducted in patient volunteers. The mean increase in QTc from baseline for GEODON ranged from approximately 9 to 14 msec greater than for four of the comparator drugs (risperidone, olanzapine, quetiapine, and haloperidol), but was approximately 14 msec less than the prolongation observed for thioridazine. In this study, the effect of GEODON on QTc length was not augmented by the presence of a metabolic inhibitor (ketocanazole 200 mg bid). In placebo-controlled trials, GEODON increased the QTc interval compared to placebo by approximately 10 msec at the highest recommended daily dose of 160 mg. In clinical trials the electrocardiograms of 2/2988 (0.06%) GEODON patients and 1/440 (0.23%) placebo patients revealed QTc intervals exceeding the potentially clinically relevant threshold of 500 msec. In the GEODON patients, neither case suggested a role of GEODON. Some drugs that prolong the QT/QTc interval have been associated with the occurrence of torsade de pointes and with sudden unexplained death. The relationship of QT prolongation to torsade de pointes is clearest for larger increases (20 msec and greater) but it is possible that smaller QT/QTc prolongations may also increase risk, or increase it in susceptible individuals, such as those with hypokalemia, hypomagnesemia, or genetic predisposition. Although torsade de pointes has not been observed in association with the use of GEODON at recommended doses in premarketing studies, experience is too limited to rule out an increased risk. A study evaluating the QT/QTc prolonging effect of intramuscular GEODON, with intramuscular haloperidol as a control, was conducted in patient volunteers. In the trial, ECGs were obtained at the time of maximum plasma concentration following two injections of GEODON (20 mg then 30 mg) or haloperidol (7.5 mg then 10 mg) given four hours apart. Note that a 30 mg dose of intramuscular GEODON is 50% higher than the recommended therapeutic dose. The mean change in QTc from baseline was calculated for each drug using a sample-based correction that removes the effect of heart rate on the QT interval. The mean increase in QTc from baseline for GEODON was 4.6 msec following the first injection and 12.8 msec following the second injection. The mean increase in QTc from baseline for haloperidol was 6.0 msec following the first injection and 14.7 msec following the second injection. In this study, no patient had a QTc interval exceeding 500 msec. As with other antipsychotic drugs and placebo, sudden unexplained deaths have been reported in patients taking GEODON at recommended doses. The premarketing experience for GEODON did not reveal an excess of mortality for GEODON compared to other antipsychotic drugs or placebo, but the extent of exposure was limited, especially for the drugs used as active controls and placebo. Nevertheless, GEODON's larger prolongation of QTc length compared to several other antipsychotic drugs raises the possibility that the risk of sudden death may be greater for GEODON than for other available drugs for treating schizophrenia. This possibility needs to be considered in deciding among alternative drug products. Certain circumstances may increase the risk of the occurrence of torsade de pointes and/or sudden death in association with the use of drugs that prolong the QTc interval, including (1) bradycardia; (2) hypokalemia or hypomagnesemia; (3) concomitant use of other drugs that prolong the QTc interval; and (4) presence of congenital prolongation of the QT interval. GEODON should also be avoided in patients with congenital long QT syndrome and in patients with a history of cardiac arrhythmias (see **CONTRAINDICATIONS**, and see **Drug Interactions under PRECAUTIONS**). It is recommended that patients being considered for GEODON treatment who are at risk for significant electrolyte disturbances, hypokalemia in particular, have baseline serum potassium and magnesium measurements. Hypokalemia (and/or hypomagnesemia) may increase the risk of QT prolongation and arrhythmia. Hypokalemia may result from diuretic therapy, diarrhea, and other causes. Patients with low serum potassium and/or magnesium should be repleted with those electrolytes before proceeding with treatment. It is essential to periodically monitor serum electrolytes in patients for whom diuretic therapy is introduced during GEODON treatment. Persistently prolonged QTc intervals may also increase the risk of further prolongation and arrhythmia, but it is not clear that routine screening ECG measures are effective in detecting such patients. Rather, GEODON should be avoided in patients with histories of significant cardiovascular illness, e.g., QT prolongation, recent acute myocardial infarction, uncompensated heart failure, or cardiac arrhythmia. GEODON should be discontinued in patients who are found to have persistent QTc measurements >500 msec. **Neuroleptic Malignant Syndrome (NMS):** A potentially fatal symptom complex sometimes referred to as Neuroleptic Malignant Syndrome (NMS) has been reported in association with administration of antipsychotic drugs. The management of NMS should include: (1) immediate discontinuation of antipsychotic drugs and other drugs not essential to concurrent therapy; (2) intensive symptomatic treatment and medical monitoring; and (3) treatment of any concomitant serious medical problems for which specific treatments are available. If a patient requires antipsychotic drug treatment after recovery from NMS, the potential reintroduction of drug therapy should be carefully considered. The patient should be closely monitored, since recurrences of NMS have been reported. **Tardive Dyskinesia (TD):** A syndrome of potentially irreversible, involuntary, dysrhythmic movements may develop in patients undergoing treatment with antipsychotic drugs. Although the prevalence of TD appears to be highest among the elderly, especially elderly women, it is impossible to rely upon prevalence estimates to predict, at the inception of antipsychotic treatment, which patients are likely to develop TD. If signs and symptoms of TD appear in a patient on GEODON, drug discontinuation should be considered. **Hyperglycemia and Diabetes Mellitus:** Hyperglycemia-related adverse events, sometimes serious, have been reported in patients treated with atypical antipsychotics. There have been few reports of hyperglycemia or diabetes in patients treated with GEODON, and it is not known if GEODON is associated with these events. Patients treated with an atypical antipsychotic should be monitored for symptoms of hyperglycemia. **PRECAUTIONS**—**General:** Basist: In premarketing trials, about 5% of GEODON patients developed rash and/or urticaria, with discontinuation of treatment in about one-sixth of these cases. The occurrence of rash was dose related, although the finding might also be explained by longer exposure in higher-dose patients. Several patients with rash had signs and symptoms of associated systemic illness, e.g., elevated WBCs. Most patients improved promptly upon treatment with antihistamines or steroids and/or upon discontinuation of GEODON, and all patients were reported to recover completely. Upon appearance of rash for which an alternative etiology cannot be identified, GEODON should be discontinued. **Orthostatic Hypotension:** GEODON may induce orthostatic hypotension associated with dizziness, tachycardia, and, in some patients, syncope, especially during the initial dose-titration period, probably reflecting its α_1 -adrenergic antagonist properties. Syncope was reported in 0.6% of GEODON patients. GEODON should be used with particular caution in patients with known cardiovascular disease (history of myocardial infarction or ischemic heart disease, heart failure or conduction abnormalities), cerebrovascular disease or conditions that would predispose patients to hypotension (dehydration, hypovolemia, and treatment with antihypertensive medications). **Seizures:** In clinical trials, seizures occurred in 0.4% of GEODON patients. There were confounding factors that may have contributed to seizures in many of these cases. As with other antipsychotic drugs, GEODON should be used cautiously in patients with a history of seizures or with conditions that potentially lower the seizure threshold, e.g., Alzheimer's dementia. Conditions that lower the seizure threshold may be more prevalent in a population of 65 years or older. **Dysphagia:** Esophageal dysmotility and aspiration have been associated with antipsychotic drug use. Aspiration pneumonia is a common cause of morbidity and mortality in elderly patients, in particular those with advanced Alzheimer's dementia, and GEODON and other antipsychotic drugs should be used cautiously in patients at risk for aspiration pneumonia. (See also **Boxed Warning**). **WARNINGS: Increased Mortality in Elderly Patients with Dementia-Related Psychosis:** **Hyperprolactinemia:** As with other drugs that antagonize dopamine D₂ receptors, GEODON elevates prolactin levels in humans. Tissue culture experiments indicate that approximately one third of human breast cancers are prolactin dependent in vitro, a factor of potential importance if the prescription of these drugs is contemplated in a patient with previously detected breast cancer. Neither clinical studies nor epidemiologic studies conducted to date have shown an association between chronic administration of this class of drugs and tumorigenesis in humans; the available evidence is considered too limited to be conclusive at this time. **Potential for Cognitive and Motor Impairment:** Somnolence was a commonly reported adverse event in GEODON patients. In the 4- and 6-week placebo-controlled trials, somnolence was reported in 14% of GEODON patients vs 7% of placebo patients. Somnolence led to discontinuation in 0.3% of patients in short-term clinical trials. Since GEODON has the potential to impair judgment, thinking, or motor skills, patients should be cautioned about performing activities requiring mental alertness, such as operating a motor vehicle (including automobiles) or operating hazardous machinery until they are reasonably certain that GEODON therapy does not affect them adversely. **Prisipism:** One case of prisipism was reported in the premarketing database. **Body Temperature Regulation:** Although not reported with GEODON in premarketing trials, disruption of the body's ability to reduce core body temperature has been attributed to antipsychotic agents. **Suicide:** The possibility of a suicide attempt is inherent in psychotic illness and close supervision of high-risk patients should accompany drug therapy. GEODON prescriptions should be written for the smallest quantity of capsules consistent with good patient management to reduce overdose risk. **Use in Patients with Concomitant Illness:** Clinical experience with GEODON in patients with certain concomitant systemic illnesses is limited. GEODON has not been evaluated or used to any appreciable extent in patients with a recent history of myocardial infarction or unstable heart disease. Patients with these diagnoses were excluded from premarketing clinical studies. Because of the risk of QTc prolongation and orthostatic hypotension with GEODON, caution should be observed in cardiac patients (see **QT Prolongation and Risk of Sudden Death in WARNINGS** and **Orthostatic Hypotension in PRECAUTIONS**). **Information for Patients:** To ensure safe and effective use of GEODON, the

information and instructions in the *Patient Information Sections* should be discussed with patients. **Laboratory Tests:** Patients being considered for GEODON treatment who are at risk of significant electrolyte disturbances should have baseline serum potassium and magnesium measurements. Low serum potassium and magnesium should be repleted before treatment. Patients who are started on diuretics during GEODON therapy need periodic monitoring of serum potassium and magnesium. Discontinue GEODON in patients who are found to have persistent QTc measurements >500 msec (see **WARNINGS**). **Drug Interactions:** (1) GEODON should not be used with any drug that prolongs the QT interval. (2) Given the primary CNS effects of GEODON, caution should be used when it is taken in combination with other centrally acting drugs. (3) Because of its potential for inducing hypotension, GEODON may enhance the effects of certain antihypertensive agents. (4) GEODON may antagonize the effects of levodopa and dopamine agonists. **Effect of Other Drugs on GEODON:** **Carbamazepine:** 200 mg bid for 21 days, resulted in a decrease of approximately 35% in the AUC of GEODON. **Ketocanazole:** a potent inhibitor of CYP3A4, 400 mg qd for 5 days, increased the AUC and C_{max} of GEODON by about 35%-40%. **Cimetidine:** 800 mg qd for 2 days, did not affect GEODON pharmacokinetics. Coadministration of 30 mL of *Maalox* did not affect GEODON pharmacokinetics. Population pharmacokinetic analysis of schizophrenic patients in controlled clinical trials has not revealed any clinically significant pharmacokinetic interactions with benzperone, propranolol, or lorazepam. **Effect of GEODON on Other Drugs:** In vitro studies revealed little potential for GEODON to interfere with the metabolism of drugs cleared primarily by CYP1A2, CYP2C9, CYP2C19, CYP2D6, and CYP3A4, and little potential for drug interactions with GEODON due to displacement. GEODON 40 mg bid administered concomitantly with *lithium* 450 mg bid for 7 days did not affect the steady-state level or renal clearance of lithium. GEODON 20 mg bid did not affect the pharmacokinetics of concomitantly administered *oral contraceptives*, ethinyl estradiol (0.03 mg) and levonorgestrel (0.15 mg). Consistent with in vitro results, a study in normal healthy volunteers showed that GEODON did not alter the metabolism of *dextromethorphan*, a CYP2D6 model substrate, to its major metabolite, *dextrorphan*. There was no statistically significant change in the urinary dextromethorphan/dextrorphan ratio. **Carcinogenesis, Mutagenesis, Impairment of Fertility:** Lifetime carcinogenicity studies were conducted with GEODON in Long Evans rats and CD-1 mice. In male mice, there was no increase in incidence of tumors relative to controls. In female mice there were dose-related increases in the incidences of pituitary gland adenoma and carcinoma, and mammary gland adenocarcinoma at all doses tested. Increases in serum prolactin were observed in a 1-month dietary study in female, but not male, mice. GEODON had no effect on serum prolactin in rats in a 5-week dietary study at the doses that were used in the carcinogenicity study. The relevance for human risk of the findings of prolactin-mediated endocrine tumors in rodents is unknown (see **Hyperprolactinemia**). **Mutagenesis:** There was a reproducible mutagenic response in the Ames assay in one strain of *S. typhimurium* in the absence of metabolic activation. Positive results were obtained in both the in vitro mammalian cell gene mutation assay and the in vitro chromosomal aberration assay in human lymphocytes. **Impairment of Fertility:** GEODON increased time to copulation in Sprague-Dawley rats in two fertility and early embryonic development studies of doses of 10 to 160 mg/kg/day (0.5 to 8 times the MRHD of 200 mg/day on a mg/m² basis). Fertility rate was reduced at 160 mg/kg/day (8 times the MRHD on a mg/m² basis). There was no effect on fertility at 40 mg/kg/day (2 times the MRHD on a mg/m² basis). The fertility of female rats was reduced. **Pregnancy—Pregnancy Category C:** There are no adequate and well-controlled studies in pregnant women. GEODON should be used during pregnancy only if the potential benefit justifies the potential risk to the fetus. **Labor and Delivery:** The effect of GEODON on labor and delivery in humans is unknown. **Nursing Mothers:** It is not known whether, and if so in what amount, GEODON or its metabolites are excreted in human milk. It is recommended that women receiving GEODON should not breast feed. **Pediatric Use:** The safety and effectiveness of GEODON in pediatric patients have not been established. **Geriatric Use:** Of the approximately 4500 patients treated with GEODON in clinical studies, 2.4% (109) were 65 years of age or over. In general, there was no indication of any different tolerability for GEODON or of reduced clearance of GEODON in the elderly compared to younger adults. Nevertheless, the presence of multiple factors that might increase the pharmacodynamic response to GEODON, or cause poorer tolerance or orthostasis, should lead to consideration of a lower starting dose, slower titration, and careful monitoring during the initial dosing period for some elderly patients. **ADVERSE REACTIONS**—**Adverse Findings Observed in Short-Term, Placebo-Controlled Trials:** The following findings are based on the short-term placebo-controlled premarketing trials for schizophrenia (a pool of two 6-week, and two 4-week fixed-dose trials) and bipolar mania (a pool of two 3-week flexible-dose trials) in which GEODON was administered in doses ranging from 10 to 200 mg/day. **Adverse Events Associated with Discontinuation:** Schizophrenia: Approximately 4.1% (29/702) of GEODON-treated patients in short-term, placebo-controlled studies discontinued treatment due to an adverse event, compared with about 2.2% (6/273) on placebo. The most common event associated with dropout was rash, including 7 dropouts for rash among GEODON patients (1%) compared to no placebo patients (see **PRECAUTIONS**). Bipolar Mania: Approximately 6.5% (18/279) of GEODON-treated patients in short-term, placebo-controlled studies discontinued treatment due to an adverse event, compared with about 3.7% (5/136) on placebo. The most common events associated with dropout in the GEODON-treated patients were akathisia, anxiety, depression, dizziness, dystonia, rash and vomiting, with 2 dropouts for each of these events among GEODON patients (1%) compared to one placebo patient each for dystonia and rash (1%) and no placebo patients for the remaining adverse events. **Adverse Events at an Incidence >5% and at Least Twice the Rate of Placebo:** The most commonly observed adverse events associated with GEODON in schizophrenia trials were somnolence (14%) and respiratory tract infection (8%). The most commonly observed adverse events associated with the use of GEODON in bipolar mania trials were somnolence (31%), extrapyramidal symptoms (31%), dizziness (16%), akathisia (10%), abnormal vision (6%), asthenia (6%), and vomiting (5%). The following list enumerates the treatment-emergent adverse events that occurred during acute therapy, including only those events that occurred in 2% of GEODON patients and at a greater incidence than in placebo. Schizophrenia: **Body as a Whole**—asthenia, accidental injury, chest pain. **Cardiovascular**—tachycardia. **Digestive**—nausea, constipation, dyspepsia, diarrhea, dry mouth, anorexia. **Nervous**—extrapyramidal symptoms, somnolence, akathisia, dizziness. **Respiratory**—respiratory tract infection, rhinitis, cough increased. **Skin and Appendages**—rash, fungal dermatitis. **Special Senses**—abnormal vision. **Bipolar Mania: Body as a Whole**—headache, asthenia, accidental injury. **Cardiovascular**—hypertension. **Digestive**—nausea, diarrhea, dry mouth, vomiting, increased salivation, tongue edema, dysphagia. **Musculoskeletal**—myalgia. **Nervous**—somnolence, extrapyramidal symptoms, dizziness, akathisia, anxiety, hyposthesia, speech disorder. **Respiratory**—pharyngitis, dyspnea. **Skin and Appendages**—fungal dermatitis. **Special Senses**—abnormal vision. **Dose Dependency:** An analysis for dose response in the schizophrenia trials revealed an apparent relation of adverse event to dose for the following: asthenia, postural hypotension, anorexia, dry mouth, increased salivation, arthralgia, anxiety, dizziness, dystonia, hypertension, somnolence, tremor, rhinitis, rash, and abnormal vision. **Extrapyramidal Symptoms (EPS):** The incidence of reported EPS for GEODON patients in the short-term, placebo-controlled schizophrenia trials was 14% vs 8% for placebo. Objectively collected data from those trials on the Simpson-Angus Rating Scale and the Barnes Akathisia Scale did not generally show a difference between GEODON and placebo. **Vital Sign Changes:** GEODON is associated with orthostatic hypotension (see **PRECAUTIONS**). **Weight Gain:** In short-term schizophrenia trials, the proportions of patients meeting a weight gain criterion of ≥7% of body weight were compared, revealing a statistically significantly greater incidence of weight gain for GEODON patients (10%) vs placebo patients (4%). A median weight gain of 0.5 kg was observed in GEODON patients vs 0.0 kg in placebo patients. Weight gain was reported as an adverse event in 0.4% of both GEODON and placebo patients. During long-term therapy with GEODON, a categorization of patients at baseline on the basis of body mass index (BMI) showed the greatest mean weight gain and the highest incidence of clinically significant weight gain (>7% of body weight) in patients with a low BMI (<20) compared to normal (23-27) or overweight (>27) patients. There was a mean weight gain of 1.4 kg for patients with a "low" baseline BMI, 0.0 kg for patients with a "normal" BMI, and a 1.3 kg mean weight loss for patients with a "high" BMI. **ECG Changes:** GEODON is associated with an increase in the QTc interval (see **WARNINGS**). In schizophrenia trials, GEODON was associated with a mean increase in heart rate of 1.4 beats per minute compared to 0.2 beats per minute decrease among placebo patients. **Other Adverse Events Observed During the Premarketing Evaluation of GEODON:** Frequent adverse events are those occurring in at least 1/100 patients; infrequent adverse events are those occurring in 1/100 to 1/1000 patients; rare events are those occurring in fewer than 1/1000 patients. Schizophrenia: **Body as a Whole**—Frequent: abdominal pain, flu syndrome, fever, accidental fall, face edema, chills, photosensitivity reaction, flank pain, hypothermia, motor vehicle accident. **Cardiovascular**—Frequent: tachycardia, hypertension, postural hypotension; Infrequent: bradycardia, angina pectoris, atrial fibrillation; Rare: first-degree AV block, bundle branch block, pleuritis, pulmonary embolus, cardiomegaly, cerebral infarct, cerebrovascular accident, deep thrombophlebitis, myocardial infarction, thrombophlebitis. **Digestive System**—Frequent: anorexia, vomiting, Infrequent: rectal hemorrhage, dysphagia, tongue edema; Rare: gum hemorrhage, jaundice, fecal impaction, gamma glutamyl transpeptidase increased, hematemesis, cholestatic jaundice, hepatitis, hepatomegaly, leukoplakia of mouth, fatty liver deposit, melena. **Endocrine**—Rare: hypothyroidism, hyperthyroidism, thyroiditis. **Hemic and Lymphatic System**—Infrequent: anemia, ecchymosis, leukocytosis, leukopenia, eosinophilia, lymphadenopathy; Rare: thrombocytopenia, hypochromic anemia, lymphocytosis, monocytosis, basophilia, leukopenia, polycythemia, thrombocytopenia. **Metabolic and Nutritional Disorders**—Infrequent: thirst, transaminase increased, peripheral edema, hyperglycemia, creatine phosphokinase increased, alkaline phosphatase increased, hypercholesterolemia, dehydration, lactic dehydrogenase increased, albuminuria, hypokalemia; Rare: BUN increased, creatinine increased, hyperliperemia, hypochlosterolemia, hyperkalemia, hypochloremia, hypoglycemia, hyponatremia, hypoproteinemia, glucose tolerance decreased, gout, hyperchloremia, hyperkalemia, hypocalcemia, hypoglycemic reaction, hypomagnesemia, ketosis, respiratory alkalosis. **Musculoskeletal System**—Frequent: myalgia; Infrequent: tenosynovitis; Rare: myopathy. **Nervous System**—Frequent: agitation, extrapyramidal syndrome, tremor, dystonia, hypertension, dyskinesia, hostility, twitching, paresthesia, confusion, vertigo, hypokinesia, hyperkinesia, abnormal gait, oculogyric crisis, hyposthesia, ataxia, amnesia, cogwheel rigidity, delirium, hypotonia, akinesia, dysarthria, withdrawal syndrome, buccoglossal syndrome, choreoathetosis, reflex incoordination, neuropathy; Infrequent: paralysis; Rare: myoclonus, nystagmus, torticollis, circumoral paresthesia, opisthotonus, diplopia, increased, trismus. **Respiratory System**—Frequent: dyspnea; Infrequent: pneumonia, epistaxis; Rare: hemoptysis, laryngismus. **Skin and Appendages**—Frequent: maculopapular rash, urticaria, alopecia, eczema, exfoliative dermatitis, contact dermatitis, vesiculobullous rash. **Special Senses**—Frequent: conjunctivitis; Infrequent: conjunctivitis, dry eyes, tinnitus, blepharitis, cataract, photophobia; Rare: eye hemorrhage, visual field defect, keratitis, keratoconjunctivitis. **Urogenital System**—Infrequent: impotence, abnormal ejaculation, amenorrhea, hematuria, menorrhagia, female lactation, polyuria, urinary retention, metrorrhagia, male sexual dysfunction, anorgasmia, glycosuria; Rare: gynecostasia, vaginal hemorrhage, nocturia, oliguria, female sexual dysfunction, uterine hemorrhage. **Adverse Finding Observed in Trials of Intramuscular GEODON:** In these studies, the most commonly observed adverse events associated with the use of intramuscular GEODON (≥5%) and observed at a rate on intramuscular GEODON (in the higher dose groups) at least twice that of the lowest intramuscular GEODON group were headache (13%), nausea (12%), and somnolence (20%). **Adverse Events at an Incidence >1% in Short-Term Fixed-Dose Intramuscular Trials:** The following list enumerates the treatment-emergent adverse events that occurred in ≥1% of GEODON patients (in the higher dose groups) and at least twice that of the lowest intramuscular GEODON group. **Body as a Whole**—headache, injection site pain, asthenia, abdominal pain, flu syndrome, back pain. **Cardiovascular**—postural hypotension, hypertension, bradycardia, vasodilation. **Digestive**—nausea, rectal hemorrhage, diarrhea, vomiting, dyspepsia, anorexia, constipation, tooth disorder, dry mouth. **Nervous**—dizziness, anxiety, insomnia, somnolence, akathisia, agitation, extrapyramidal syndrome, hypertension, cogwheel rigidity, paresthesia, personality disorder, psychosis, speech disorder. **Respiratory**—rhinitis. **Skin and Appendages**—fungal dermatitis, sweating. **Urogenital**—dysmenorrhea. **DRUG ABUSE AND DEPENDENCE**—**Controlled Substance Class:** GEODON is not a controlled substance. **OVERDOSAGE**—In premarketing trials in over 5400 patients, accidental or intentional overdosage of GEODON was documented in 10 patients. All patients survived without sequelae. In the patient taking the largest confirmed amount (3240 mg), the only symptoms reported were minimal sedation, slurring of speech, and transitory hypertension (BP 200/75).

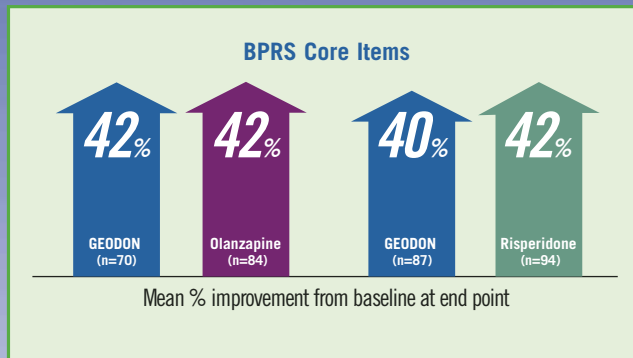
References: 1. Data on file. Pfizer Inc., New York, NY. 2. Simpson GM, Glick ID, Weiden PJ, Romano SJ, Siu CO. Randomized, controlled, double-blind multicenter comparison of the efficacy and tolerability of ziprasidone and olanzapine in acutely ill inpatients with schizophrenia or schizoaffective disorder. *Am J Psychiatry*. 2004;161:1837-1847. 3. Addington DEN, Pantelis C, Dineen M, Benattia I, Romano SJ. Efficacy and tolerability of ziprasidone versus risperidone in patients with acute exacerbation of schizophrenia or schizoaffective disorder: an 8-week, double-blind, multicenter trial. *J Clin Psychiatry*. 2004;65:1624-1633. 4. Simpson GM, Weiden PJ, Pigott T, Murray S, Siu CO, Romano SJ. Six-month, blinded, multicenter continuation study of ziprasidone versus olanzapine in schizophrenia. *Am J Psychiatry*. 2005;162:1535-1538. 5. Weiden PJ, Loebel A, Yang R, Leibovitz H. Course of weight & metabolic benefits 1 year after switching to ziprasidone. Presented at: American Psychiatric Association Annual Meeting; May 1-6, 2004; New York, NY.

Treat schizophrenia with the body in mind

COMPARABLE EFFICACY

WITHOUT COMPROMISING METABOLIC PARAMETERS

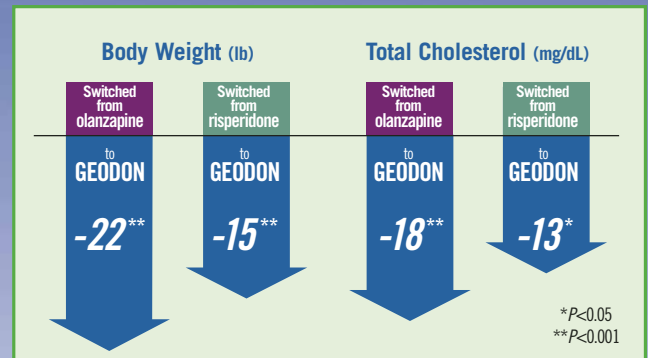
Consistent results in head-to-head studies¹⁻³



A 6-week, double-blind, randomized study of GEODON vs olanzapine and an 8-week, double-blind, randomized study of GEODON vs risperidone.

- BPRS core items include hallucinatory behavior, unusual thought content, conceptual disorganization, and suspiciousness
- Comparable efficacy was maintained in double-blind extension studies—up to 1 year vs risperidone¹—up to 6 months vs olanzapine⁴

Significant results in switch studies^{1,5}



Two 1-year open-label extensions of 6-week, open-label switch studies in patients suboptimally controlled due to partial response or poor tolerability.

- Patients switching to GEODON from olanzapine and risperidone also experienced reductions in triglycerides⁵

In the acute head-to-head studies...

- In the GEODON vs olanzapine study, olanzapine significantly increased body weight (8 lb vs 2 lb for GEODON, $P<0.0001$)^{1,2}
- In the GEODON vs risperidone study, risperidone increased body weight (2 lb vs 0 lb for GEODON, $P<0.01$)^{1,3}

GEODON[®]
(ziprasidone HCl) *Oral Capsules*

GEODON is indicated for the treatment of schizophrenia and of acute manic or mixed episodes associated with bipolar disorder.

Elderly patients with dementia-related psychosis treated with atypical antipsychotic drugs are at an increased risk of death compared to placebo. GEODON is not approved for the treatment of patients with dementia-related psychosis.

GEODON is contraindicated in patients with a known history of QT prolongation, recent acute myocardial infarction, or uncompensated heart failure, and should not be used with other QT-prolonging drugs. GEODON has a greater capacity to prolong the QT_c interval than several antipsychotics. In some drugs, QT prolongation has been associated with torsade de pointes, a potentially fatal arrhythmia. In many cases this would lead to the conclusion that other drugs should be tried first.

Hyperglycemia-related adverse events, sometimes serious, have been reported in patients treated with atypical antipsychotics. There have been few reports of hyperglycemia or diabetes in patients treated with GEODON, and it is not known if GEODON is associated with these events. Patients treated with an atypical antipsychotic should be monitored for symptoms of hyperglycemia.

In short-term schizophrenia trials, 10% of GEODON-treated patients experienced a weight gain of $\geq 7\%$ of body weight vs 4% for placebo. In the same short-term trials, the most common adverse events were somnolence (14%) and respiratory tract infection (8%).

Please see brief summary of prescribing information on adjacent page.

